



SL50W系列轮式装载机 零部件图册

SHANTUI

山推工程机械股份有限公司

SHANTUI CONSTRUCTION MACHINERY CO.,LTD



前言

SL50W 系列装载机零部件图册，是为了方便用户使用、维修和保养而编绘的，以供在使用过程中查阅及参考，也可帮助用户了解本机的结构和装配关系。随着技术更新和生产的不断发展，产品将不断改进提高，以后再版时修订，请用户谅解。

SL50W、SL50W-2、SL50W-3 三种车型配置及不同之处在本书所处位置列表如下：

SL50W：行星箱机械操纵-第 11、14、35、39、41、43、49、50/51、64 图；

SL50W-2：行星箱单柄先导操纵-第 11、14、36、40、42、44、47、52、53、64 图；

行星箱双柄先导操纵-第 11、14、36、40、42、44、48、52、54、64 图；

SL50W-3：电控箱机械操纵-第 12/13、18、37、39、41、45、49、50/51、65 图；

电控箱单柄先导操纵-第 12/13、18、37、39、41、46、47、52、53、65 图；

电控箱双柄先导操纵-第 12/13、18、37、39、41、46、48、52、54、65 图。

注：本书其余部分通用，但每种车型都可以装配不同品牌发动机，用户在查阅本书时应注意不同品牌发动机相对的应配置(水箱，车架，机罩，电气，空调等)。

FOREWORD

This parts list of SL50W series wheel loader is made for the convenience for users to use, repair and maintain and to refer in the process of using. It can also help the users to understand the construction and assembly relations of the machine. With the development of technology and production, products will be improved continuously, thus it will be revised in future edition, Please understanding.

The configuration of SL50W、SL50W-2、SL50W-3 and the difference location in this book are showed up in the following list:

SL50W： Planet gearbox mechanical control system-Please check FIG. 11、14、35、39、41、43、49、50/51、64

SL50W-2: Planet gearbox single handle pilot control system-Please check FIG.11、14、36、40、42、44、47、52、53、64

Planet gearbox double handle pilot control system-Please check FIG.11、14、36、40、42、44、48、52、54、64

SL50W-3: Electric gearbox mechanical control system-Please check FIG.12/13、18、37、39、41、45、49、50/51、65

Electric gearbox single handle pilot control system-Please check FIG.12/13、18、37、39、41、46、47、52、53、65

Electric gearbox double handle pilot control system-Please check FIG.12/13、18、37、39、41、46、48、52、54、65

Attention: The rest parts of this book is commonly used ,but each serise can fit different kind of engines.Please pay attention to corresponding configuration to different engine(Radiator、Frame、Engine Hood、Electric system、Air-condition system.etc) .

目 录

动力系统.....	1
POWER SYSTEM.....	1
第 1 图 发动机装置(潍柴).....	2
FIG.1 Engine Device(Weichai).....	2
第 2 图 发动机装置(上柴).....	6
FIG.2 Engine Device(Shangchai).....	6
第 3 图 发动机装置(康明斯).....	10
FIG.3 Engine Device(Cummins).....	10
第 4 图 油浴式空气滤清器(选装).....	14
FIG.4 Air Filter(Optional).....	14
第 5 图 特博空气滤清器(选装).....	16
FIG.5 Turbo Air Filter(Optional).....	16
第 6 图 ZL60GT-2 散热器总成.....	18
FIG.6 Radiator Assembly.....	18
第 7 图 ZL60GT- I D 散热器总成.....	20
FIG.7 Radiator Assembly.....	20
第 8 图 ZL60GT-AC 散热器总成.....	22
FIG.8 Radiator Assembly.....	22
第 9 图 燃油箱总成.....	24
FIG.9 Fuel Oil Tank Assembly.....	24
第 10 图 加油滤清器总成.....	26
FIG.10 Oil Filling Filter Assembly.....	26
传动系统.....	29
DRIVE SYSTEM.....	29
第 11 图 变矩器连接.....	30
FIG.11 Torque Converter Connection.....	30
第 12 图 变矩器连接.....	32
FIG.12 Torque Converter Connection.....	32
第 13 图 变矩器连接(康明斯电控箱).....	34
FIG.13 Torque Converter Connection(Cummins+E-Gearbox).....	34
第 14 图 传动系统.....	36
FIG.14 Drive System.....	36
第 15 图 前传动轴.....	38
FIG.15 Front Drive Shaft.....	38
第 16 图 中间传动轴.....	40
FIG.16 Middle Drive Shaft.....	40
第 17 图 后传动轴.....	42
FIG.17 Rear Drive Shaft.....	42
第 18 图 传动系统.....	44

FIG.18 Drive System	44
第 19 图 前传动轴	46
FIG.19 Front Drive Shaft.....	46
第 20 图 中间传动轴	48
FIG.20 Middle Drive Shaft	48
第 21 图 后传动轴	50
FIG.21 Rear Drive Shaft.....	50
第 22 图 ZL50M 驱动桥总成	52
FIG.22 Drive Axle Assembly	52
第 23 图 ZL50M 主传动总成	53
FIG.23 Main Transmission Assembly.....	54
第 24 图 ZL50M 轮边总成	57
FIG.24 Planetary Assembly	58
第 25 图 ZL50M 制动钳总成	62
FIG.25 Brake Assembly	62
第 26 图 C216BRD 前桥总成.....	64
FIG.26 Front Axle Assembly	64
第 27 图 C216BSD 后桥总成.....	66
FIG.27 Rear Axle Assembly	66
第 28 图 桥壳总成	68
FIG.28 Housing Assembly	68
第 29 图 主减速器总成	70
FIG.29 Carrier Assembly.....	70
第 30 图 差速器总成	72
FIG.30 Diff. Assembly.....	72
第 31 图 轮边减速器总成	74
FIG.31 Planet Assembly	74
第 32 图 制动器总成	76
FIG.32 Brake Assembly	76
第 33 图 轮胎轮辋总成	78
FIG.33 Tyre & Rim Assembly	78
转向系统.....	81
STEERING SYSTEM.....	81
第 34 图 转向液压系统	82
FIG.34 Steering Hydraulic System	82
第 35 图 转向泵/优先卸荷阀管路	84
FIG.35 Steering Pump/Priority Unload Valve Piping.....	84
第 36 图 转向泵/优先阀管路(先导).....	86
FIG.36 Steering Pump/Priority Valve Piping(Pilot).....	86
第 37 图 转向泵/优先阀管路(配电控箱).....	88
FIG.37 Steering Pump/Priority Valve Piping(For E-Gearbox)	88
第 38 图 转向油缸(370901)	92
FIG.38 Steering Cylinder.....	92

工作系统.....	95
WORK SYSTEM.....	95
第 39 图 翻斗缸管路.....	96
FIG.39 Tipping Cylinder Piping	96
第 40 图 翻斗缸管路(先导).....	98
FIG.40 Tipping Cylinder Piping(Pilot).....	98
第 41 图 举升缸管路.....	100
FIG.41 Lifting Cylinder Piping.....	100
第 42 图 举升缸管路(先导).....	104
FIG.42 Lifting Cylinder Piping(Pilot)	104
第 43 图 多路阀/工作泵管路.....	108
FIG.43 Multiple Unit Valve/Work Pump Piping.....	108
第 44 图 多路阀/工作泵管路(先导).....	112
FIG.44 Multiple Unit Valve/Work Pump Piping(Pilot)	112
第 45 图 多路阀/工作泵管路(电控箱).....	116
FIG.45 Multiple Unit Valve/Working Pump Piping(E-Gearbox)	116
第 46 图 多路阀/工作泵管路(先导电控箱).....	120
FIG.46 Multiple Unit Valve/Working Pump Piping(Pilot E-Gearbox).....	120
第 47 图 单手柄先导管路.....	124
FIG.47 Single Handle Pilot Piping.....	124
第 48 图 双手柄先导管路.....	126
FIG.48 Double Handle Pilot Piping	126
第 49 图 工作液压操纵系统.....	128
FIG.49 Working Hydraulic Control System.....	128
第 50 图 E32A2X-00A 多路阀(331002).....	130
FIG.50 Multiple Unit Valve.....	130
第 51 图 GDF-32-00D 多路阀(331003).....	132
FIG.51 Multiple Unit Valve.....	132
第 52 图 D32 多路阀(331001)	134
FIG.52 Multiple Unit Valve.....	134
第 53 图 DXS 先导阀(331001).....	136
FIG.53 Pilot Valve.....	136
第 54 图 DJS 先导阀(331001)	138
FIG.54 Pilot Valve.....	138
第 55 图 翻斗油缸(370901).....	140
FIG.55 Tipping Cylinder.....	140
第 56 图 举升油缸(370901).....	142
FIG.56 Lifting Cylinder	142
第 57 图 液压油箱总成.....	144
FIG.57 Hydraulic Tank Assembly	144
制动系统.....	147
BRAKE SYSTEM.....	147

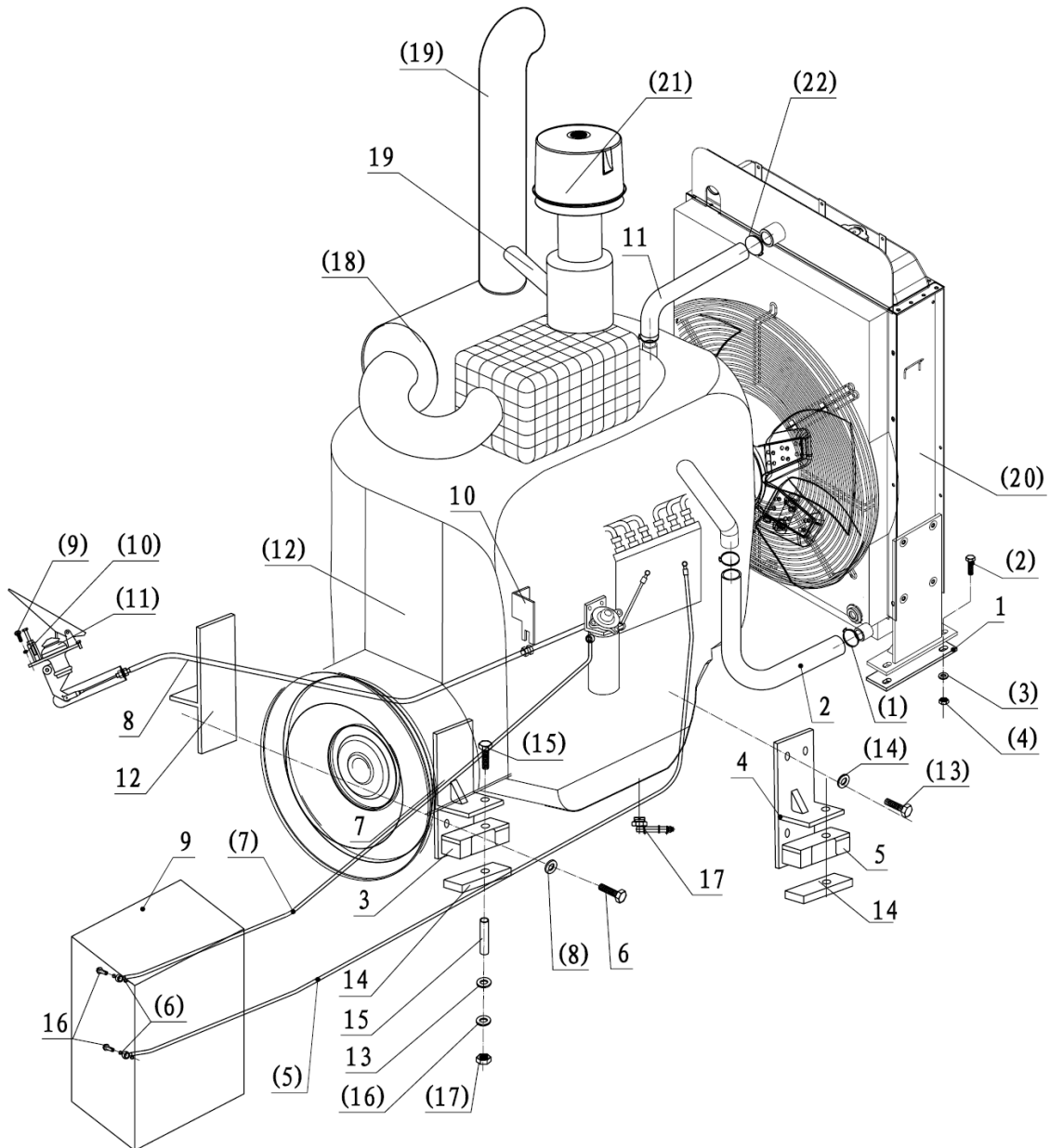
第 58 图 制动系统	148
FIG.58 Braking System	148
第 59 图 空气加力泵	152
FIG.59 Air Boosting Pump	152
车架及工作装置	155
FRAME AND WORK DEVICE	155
第 60 图 前车架总成	156
FIG.60 Front Frame Assembly	156
第 61 图 后车架总成	160
FIG.61 Rear Frame Assembly	160
第 62 图 工作装置总成	164
FIG.62 Working Device Assembly	164
第 63 图 铲斗总成	168
FIG.63 Bucket Assembly	168
行车系统	171
TRANSMISSION SYSTEM	171
第 64 图 行车液压系统	172
FIG.64 Transmission Hydraulic System	172
第 65 图 行车液压系统	176
FIG.65 Transmission Hydraulic System	176
驾驶室和覆盖件	179
CAB AND ACCESSORIES	179
第 66 图 车体布置	180
FIG.66 Bodywork Collocation	180
第 67 图 SDC 驾驶室总成	182
FIG.67 Cab Assembly	182
第 68 图 SDC 内饰件总成	184
FIG.68 Decoration Assembly	184
第 69 图 座椅总成	186
FIG.69 Seat Assembly	186
第 70 图 地板总成	188
FIG.70 Floor Assembly	188
第 71 图 机罩总成	190
FIG.71 Engine Hood Assembly	190
操纵台及电气仪表	193
CONTROL PANNEL AND ELECTRIC INSTRUMENT	193
第 72 图 空调总成(潍柴)	194
FIG.72 Air-condition Assembly(Weichai)	194
第 73 图 空调系统(上柴)	197
FIG.73 Air Conditioner System(Shangchai)	198
第 74 图 空调总成(康明斯)	201

FIG.74 Air-condition Assembly(Cummins).....	202
第 75 图 蒸发器总成.....	205
FIG.75 Evaporimeter System	206
第 76 图 冷凝器总成.....	208
FIG.76 Condenser System	208
第 77 图 前车架线束.....	210
FIG.77 Front Frame Wiring	210
第 78 图 后车架线束(潍柴).....	214
FIG.78 Rear Frame Wiring(Weichai).....	214
第 79 图 后车架线束(上柴).....	218
FIG.79 Rear Frame Wiring(Shangchai).....	218
第 80 图 后车架线束(康明斯).....	222
FIG.80 Rear Frame Wiring(Cummins).....	222
第 81 图 仪表台.....	226
FIG.81 Instrument Desk	226
第 82 图 驾驶室线束.....	228
FIG.82 Driver Cab Wiring.....	228
第 83 图 前车架润滑油管(选装).....	230
FIG.83 Front Frame Lube Piping(Option).....	230
第 84 图 后车架润滑油管(选装).....	232
FIG.84 Rear Frame Lube Piping(Option)	232
第 85 图 工作装置润滑油管(选装).....	234
FIG.85 Working Device Lube Piping(Option).....	234



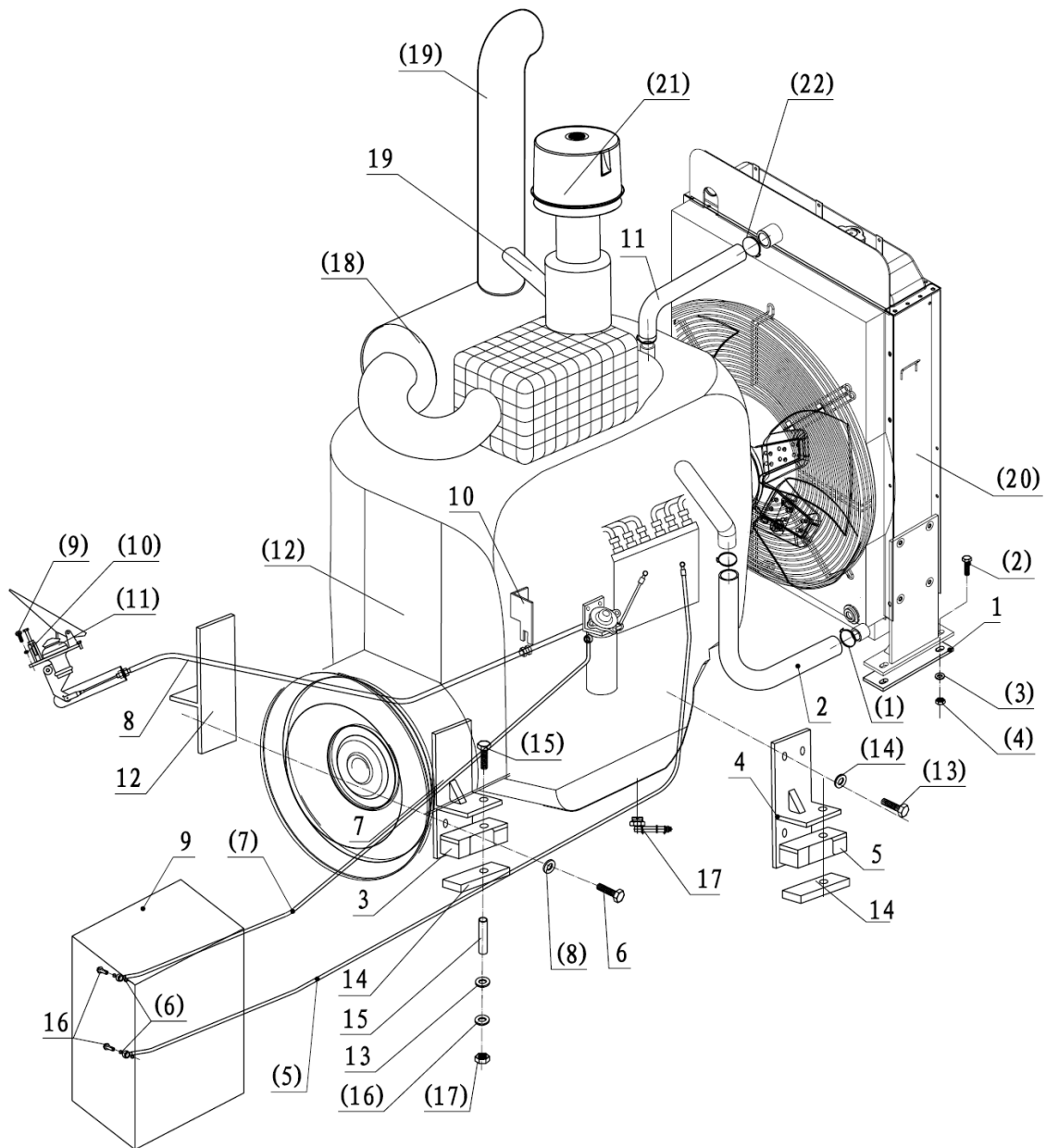
动力系统
POWER SYSTEM

第 1 图 发动机装置(潍柴)
 FIG.1 Engine Device(Weichai)



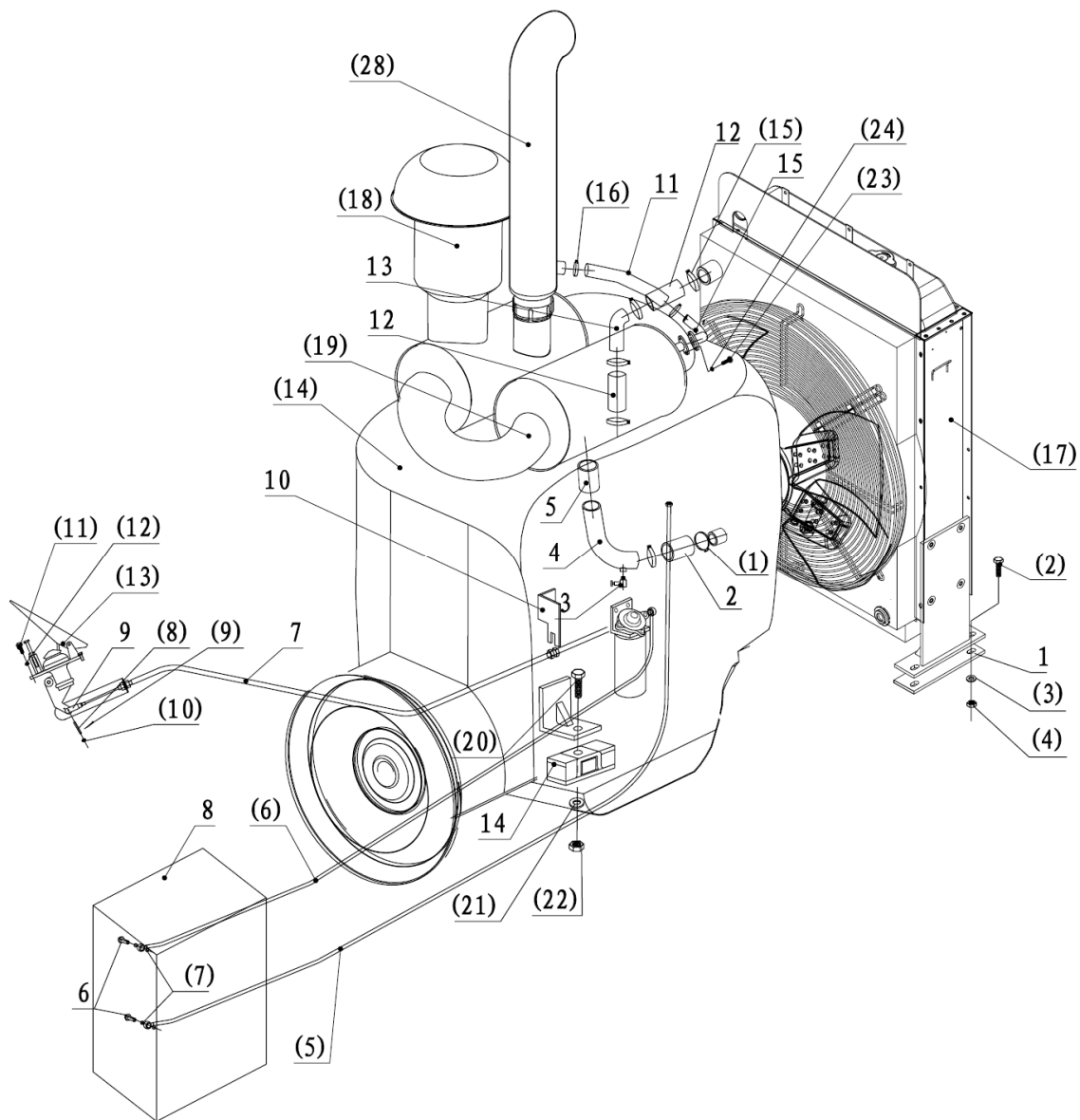
序号 NO.	部件号 PART NO.	零件名称 PART NAME		数量 QTY
1	DG956WII-01001	水箱垫	Water tank pad	2
2	DG958-01003B	发动机进水管	Engine inlet pipe	1
3	ZL50G2-01004	减震垫	Shock absorber	2
4	ZL50G2-01005A	发动机前支座	Engine bracket(F)	2
5	ZL50G3-01027	发动机前减震垫	Engine shock absorber(F)	2
6	ZL50G2-01013	螺栓	Bolt	12
7	ZL50G2-01008	发动机左后支架	Engine rear bracket(L)	1
8	ZL50G2-01009	油门软轴	Throttle flexible shaft	1
9	DG957-01200	燃油箱	Fuel tank	1
10	ZL50G2-01012	油门支架	Throttle bracket	1
11	DG958-01015B	发动机出水管	Engine outlet pipe	1
12	ZL50G2-01017	发动机右后支架	Engine rear bracket(R)	1
13	ZL50G2-01023	垫	Gasket	8
14	ZL50G2-01024	发动机减震垫	Engine shock absorber	4
15	ZL50G2-01025	支承套	Support sleeve	8
16	ZL50G2-01007	铰接螺栓	Joint bolt	3
17	ZL50G3-01019	放油螺塞	Oil outlet screw	1
19	ZL50G2-01016	连接管	Connection pipe	1

第 1 图 发动机装置(潍柴)
 FIG.1 Engine Device(Weichai)



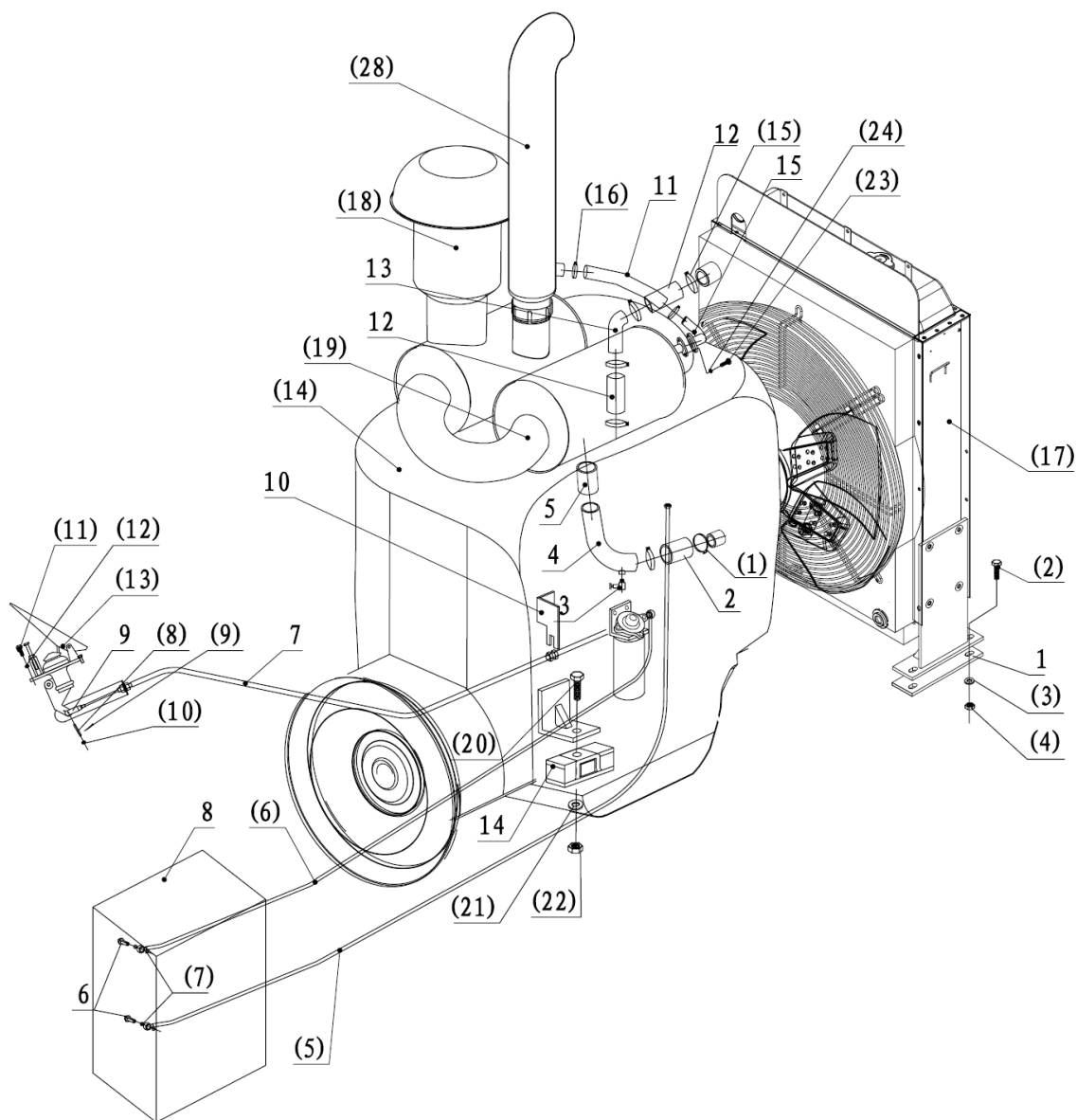
序号 NO.	部件号 PART NO.	零件名称 PART NAME		数量 QTY
(1)	JB3618.1 75-80	双钢丝卡箍75-80	Clamp	2
(2)	GB5782 M14×60	螺栓M14×60	Bolt	4
(3)	GB95 14	垫圈14	Washer	4
(4)	GB889 M14	螺母M14	Nut	4
(5)	GB3542 10A-A-2360	燃油箱吸油管	Oil suction piping	1
(6)	JB982 14	组合垫圈14	Combined washer	6
(7)	GB3542 10A-A-1900	燃油箱回油管	Oil return piping	1
(8)	GB93 14	弹簧垫圈14	Spring washer	8
(9)	GB5783 M6×16	螺栓M6×16	Bolt	5
(10)	GB93 6	弹簧垫圈6	Spring washer	5
(11)	XZ(QZ)1129001	油门操作阀	Throttle Control valve	1
(12)	WD10G220E23	发动机	Engine	1
	WD10G220E21	发动机(配电控箱)	Engine(E-Gearbox)	1
(13)	GB5783 M12×35	螺栓M12×35	Bolt	8
(14)	GB93 12	弹簧垫圈12	Spring washer	8
(15)	GB5782 M16×1.5×100	螺栓M16×1.5×100	Bolt	8
(16)	GB95 16	垫圈16	Washer	8
(17)	GB889 M16×1.5	螺母M16×1.5	Nut	8
(18)	WD10G220E23-XSQ	消声器	Muffler	1
(19)	WD10G220E23-PQG	排气管	Gas exhaust pipe	1
(20)	ZL60GT-2	散热器总成	Radiator	1
(21)	WD10G220E23-KLQ	空滤器	Air filter	1
(22)	JB3618.1 60-65	双钢丝卡箍60-65	Clamp	2

第 2 图 发动机装置(上柴)
 FIG.2 Engine Device(Shangchai)



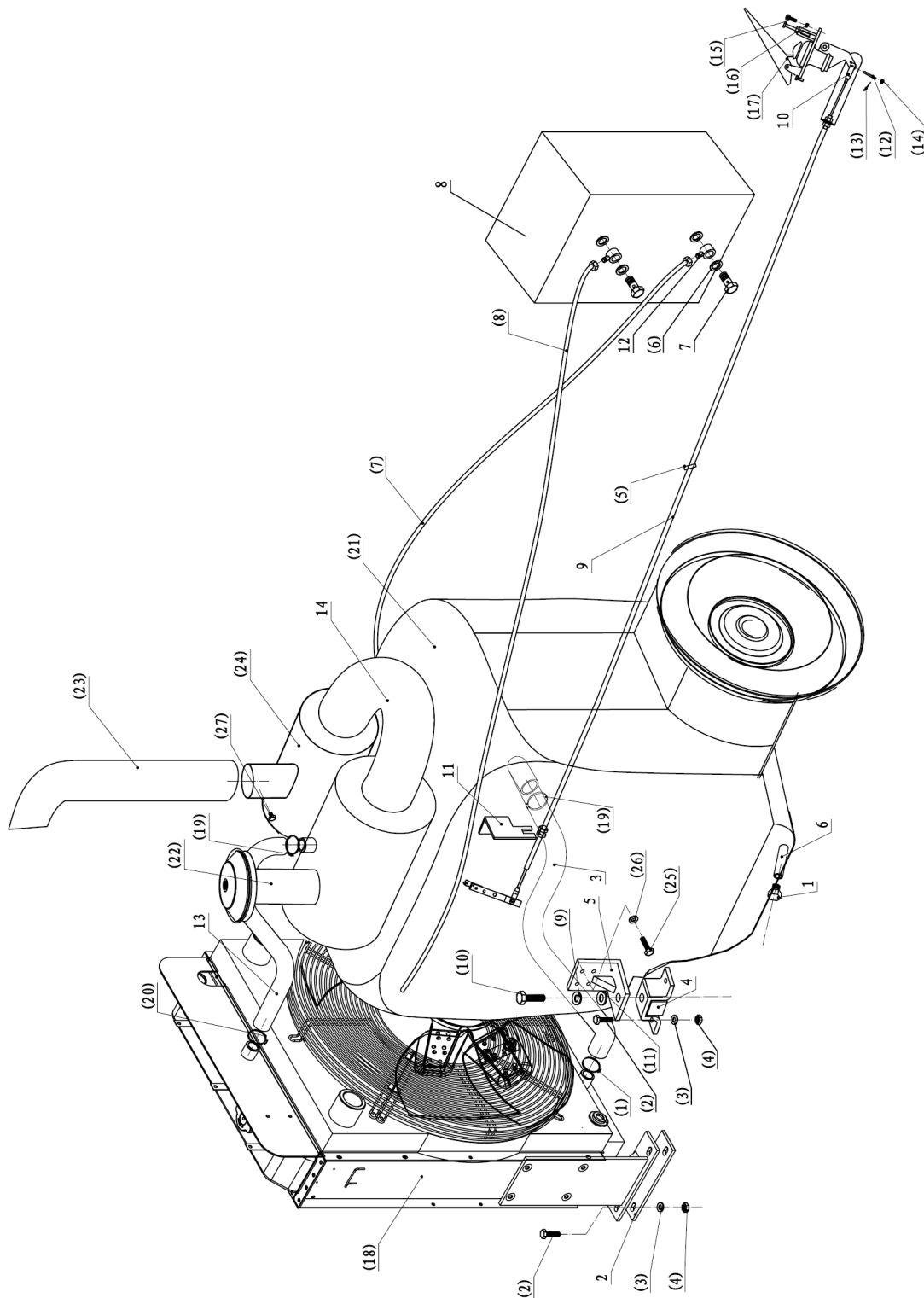
序号 NO.	部件号 PART NO.	零件名称 PART NAME	数量 QTY
1	DG956W II -01001	水箱垫 Water tank pad	2
2	DG956A-01002	发动机进水管 I ϕ 64-150 Engine water in-let pipe	1
3	DG956A-01003	放水开关 Water release switch	1
4	DG956A-01004	吸水钢管 Water suction steel tube	1
5	DG956A-01005	吸水胶管 I ϕ 64-250 Water suction hose	1
6	ZL50G2-01007	铰接螺栓 Link bolt	2
7	DG956A-01009	油门软轴 Throttle flexible shaft	1
8	DG957-01200	燃油箱总成 Fuel oil tank assembly	1
9	ZL50G2-01010	联接叉 Connecting yoke	1
10	DG956A-01012	油门支架 Throttle bracket	1
11	DG956A-01013	尾气引射胶管 Offgas injection hose	1
12	DG956A-01014	发动机出水管 I ϕ 51 \times 150 Engine water out-let pipe	2
13	DG956A-01015	发动机出水钢管 Engine water out-let steel tube	1
14	DG956A-01017	发动机减震垫 Engine shock pad	2
15	DG956A-01018	尾气引射钢管总成 Offgas injection steel pipe assembly	1

第 2 图 发动机装置(上柴)
 FIG.2 Engine Device(Shangchai)



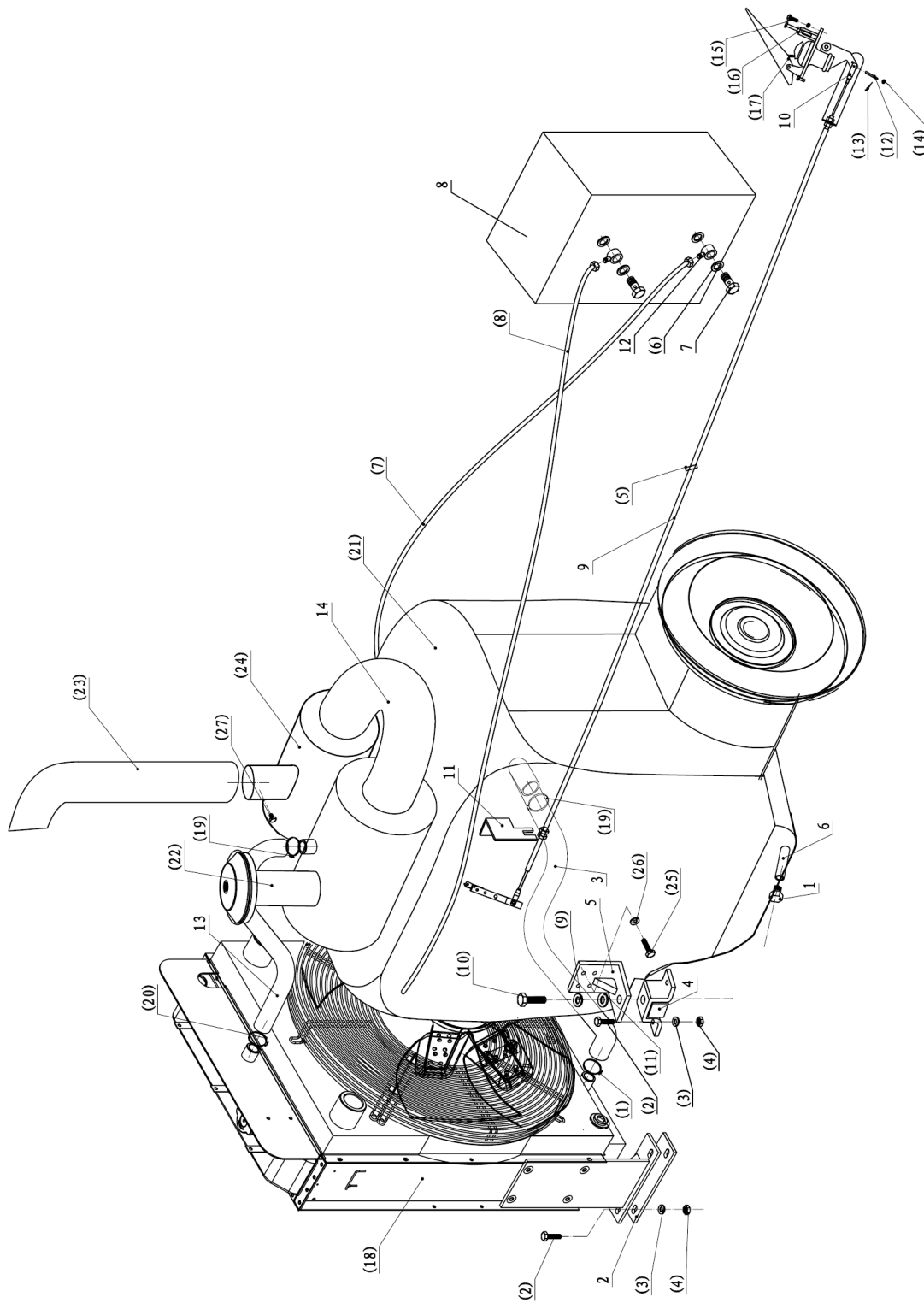
序号 NO.	部件号 PART NO.	零件名称 PART NAME	数量 QTY
(1)	DG956W II -01-DKG	大卡箍 Big clamp	4
(2)	GB5782 M14×55	螺栓 M14×55 Bolt	4
(3)	GB95 14	垫圈 14 Washer	4
(4)	GB889 M14	螺母 M14 Nut	4
(5)	GB3542 10A-A-2360	输油胶管 Oil transport hose	1
(6)	GB3542 D00-241-10	输油胶管 Oil transport hose	1
(7)	JB982 14	组合垫圈 14 Combined washer	4
(8)	GB882 B6×20	销轴 B6×20 Pin shaft	1
(9)	GB91 2×20	开口销 2×20 Split pin	1
(10)	GB95 6	垫圈 6 Washer	1
(11)	GB5781 M6×16	螺栓 M6×16 Bolt	5
(12)	GB93 6	弹簧垫圈 6 Spring washer	5
(13)	XZ(QZ)1129001	油门操作阀 Throttle control valve	1
(14)	SC11CB220G2B1	发动机 Engine	1
(15)	DG956W II -01-XKG	小卡箍 Small clamp	4
(16)	DG956W II -01-GKG	管卡箍 Pipe clamp	2
(17)	ZL60GT- I D	水油结合散热器 Water-oil combined radiator	1
(18)	DG956W II -01-KLQ	空滤器 Air filter	1
(19)	DG956W II -01-XSQ	消声器 Muffler	1
(20)	GB5782 M24×130	螺栓 M24×130 Bolt	2
(21)	GB95 24	垫圈 24 Washer	2
(22)	GB889 M24	螺母 M24 Nut	4
(23)	GB5783 M8×25	螺栓 M8×25 Bolt	2
(24)	GB93 8	弹簧垫圈 8 Spring washer	2
(25)	GB5787 M20×45	螺栓 M20×45 Bolt	4
(26)	GB6170 M20	螺母 M20 Nut	4
(27)	GB93 20	弹簧垫圈 20 Spring washer	4
(28)	DG956W II -01-PQG	排气管 Exhaust tube	1

第 3 图 发动机装置(康明斯)
 FIG.3 Engine Device(Cummins)



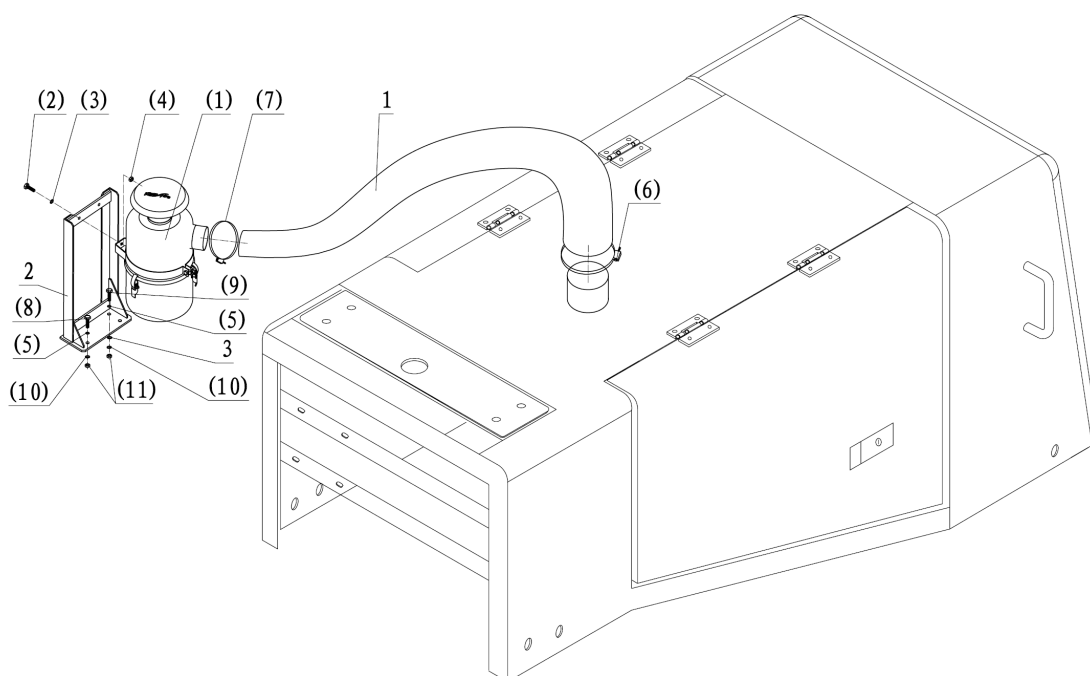
序号 NO.	部件号 PART NO.	零件名称 PART NAME		数量 QTY
1	DG956WIV-01018	铰接螺栓	Link bolt	1
2	DG956WII-01001	水箱垫	Water tank pad	2
3	DG956WIV-01003A	发动机进水管	Engine water in-let pipe	1
4	DG956WIV-01004	发动机悬置软垫	Engine shock pad	2
5	DG956WIV-01005	发动机前支座	Engine front bracket	2
6	DG956WIV-01019	放油管	Oil release pipe	1
7	DG956WIV-01007	铰接螺栓	Link bolt	2
8	DG957-01200	燃油箱总成	Fuel oil tank assembly	1
9	DG956WIV-01009A	油门软轴	Throttle flexible shaft	1
10	ZL50G2-01010	联接叉	Connecting yoke	2
11	DG956WIV-01011	油门支架	Throttle bracket	1
12	DG956WIV-01017A	接头体	Joint	1
13	DG956WIV-01013A	发动机出水管	Engine water out-let pipe	1
14	DG956WIV-01014	连接管	Connection pipe	1

第 3 图 发动机装置(康明斯)
FIG.3 Engine Device(Cummins)



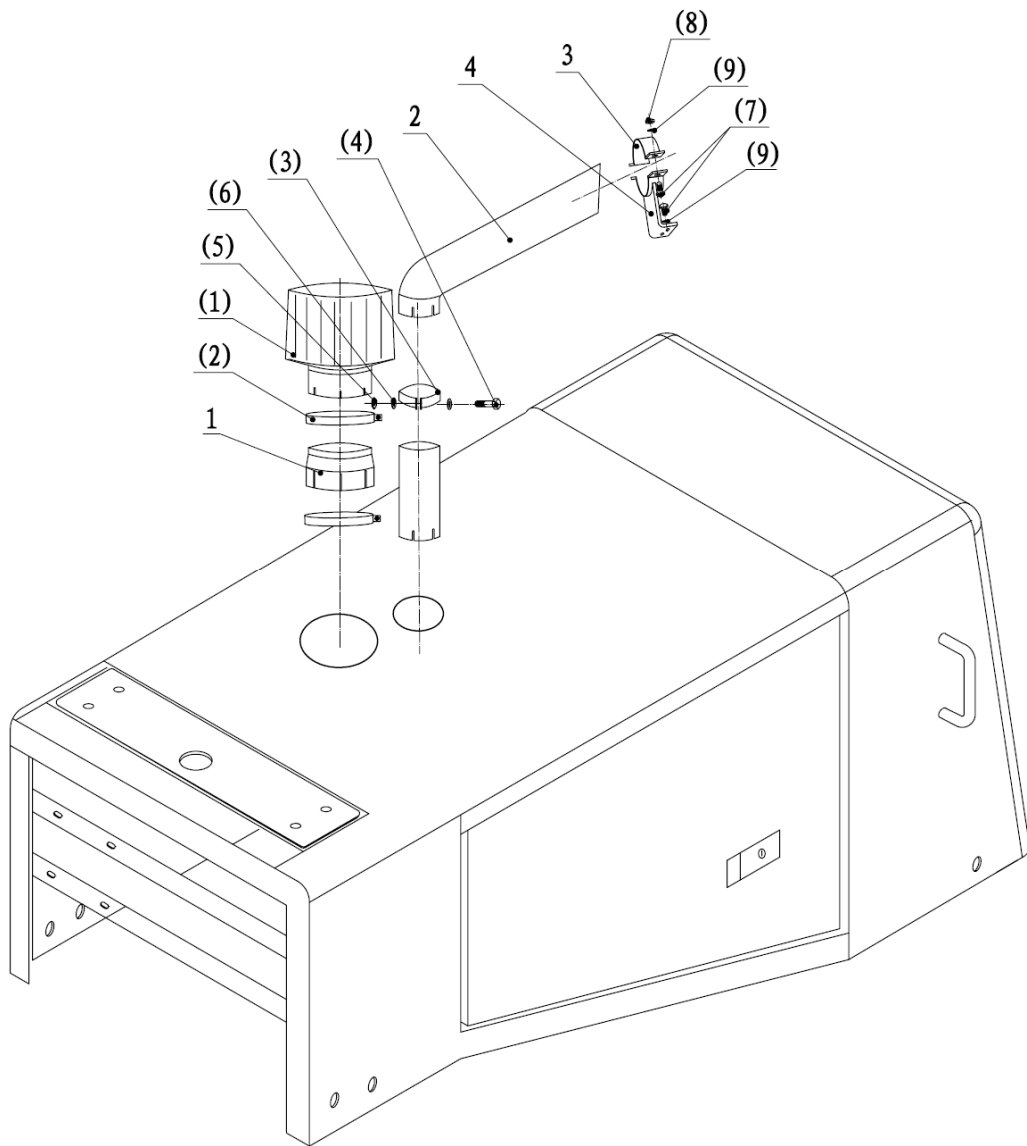
序号 NO.	部件号 PART NO.	零件名称 PART NAME	数量 QTY
(1)	JB3618.1 75-80	双钢丝卡箍 Clamp	1
(2)	GB5782 M14×50	螺栓 M14×50 Bolt	8
(3)	GB95 14	垫圈 14 Washer	8
(4)	GB889 M14	螺母 M14 Nut	8
(5)	ZD200×8	扎带 Clip	3
(6)	JB982 14	组合垫圈 14 Combined washer	2
(7)	GB3542 12B-B-1750	输油胶管 12B-B-1750 Oil transport hose	1
(8)	GB3542 8B-B-3000	输油胶管 8B-B-3000 Oil transport hose	1
(9)	GB93 22	弹簧垫圈 22 Spring washer	2
(10)	GB982 M22×60	螺栓 M22×60 Bolt	2
(11)	GB95 22	垫圈 22 Washer	2
(12)	GB882 B6×20	销轴 B6×20 Pin shaft	2
(13)	GB91 2×20	开口销 2×20 Split pin	2
(14)	GB95 6	垫圈 6 Washer	2
(15)	GB5781 M6×16	螺栓 M6×16 Bolt	5
(16)	GB93 6	弹簧垫圈 6 Spring washer	5
(17)	XZ(QZ)1129001	油门操作阀 Throttle control valve	1
(18)	ZL60GT-AC	水油结合散热器 Water-oil combined radiator	1
(19)	JB3618.1 70-75	双钢丝卡箍 70-75 Clamp	2
(20)	JB3618.1 60-65	双钢丝卡箍 60-65 Clamp	1
(21)	6CTA8.3-C215	发动机 Engine	1
(22)	6CTA8.3-C215-KLQ	空滤器 Air filter	1
(23)	6CTA8.3-C215-PQG	排气管 Exhaust tube	1
(24)	6CTA8.3-C215-XSQ	消声器 Muffler	1
(25)	GB5782 M12×1.75×30	螺栓 M12×1.75×30 Bolt	8
(26)	GB93 12	弹簧垫圈 12 Washer	8
(27)	JC1084 ZG1/8"	螺塞 ZG1/8" Screw plug	1
(28)	GB5787 M20×45	螺栓 M20×45 Bolt	4
(29)	GB6170 M20	螺母 M20 Nut	4
(30)	GB93 20	弹簧垫圈 20 Spring washer	4

第 4 图 油浴式空气滤清器(选装)
FIG.4 Air Filter(Optional)



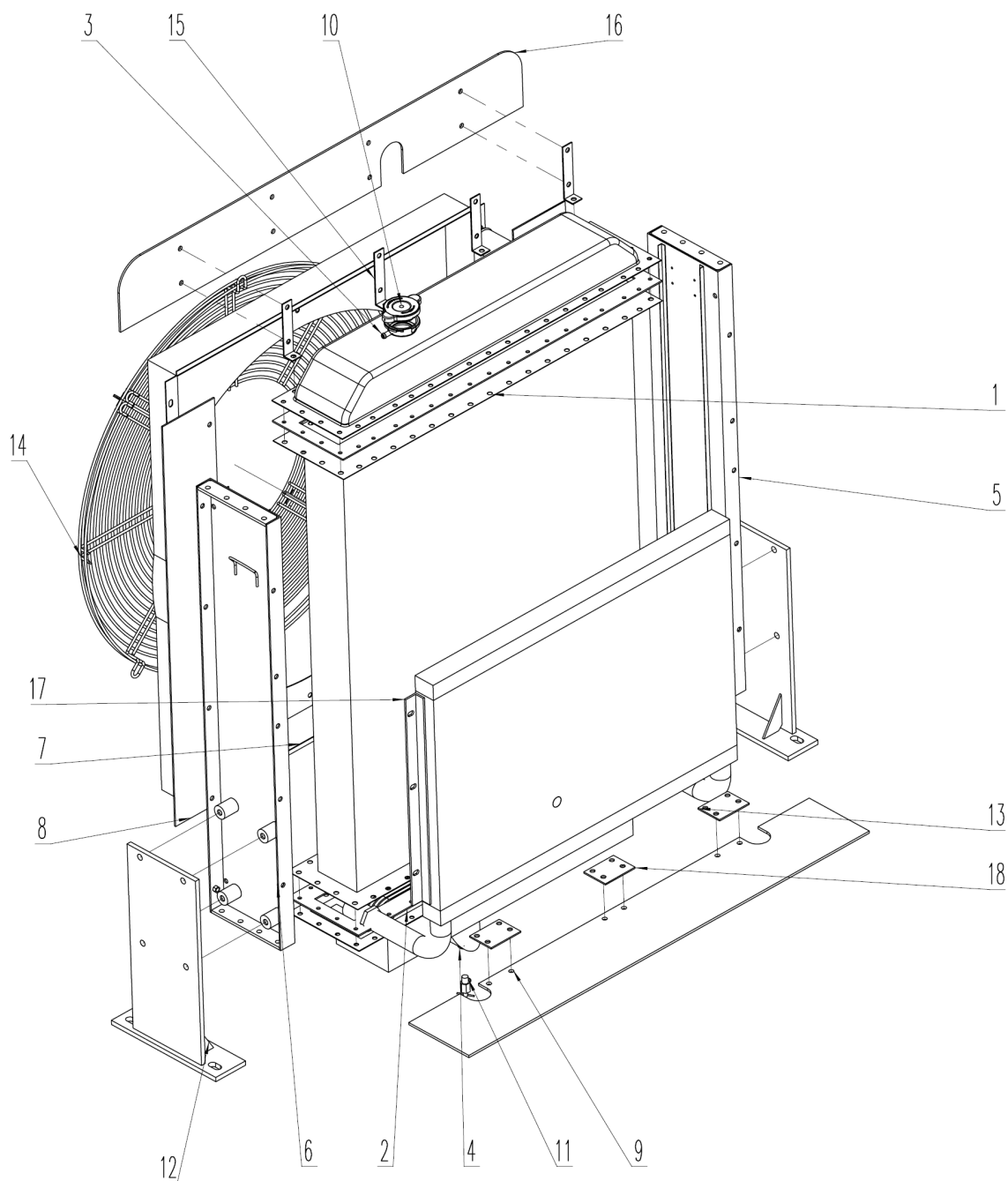
序号 NO.	部件号 PART NO.	零件名称 PART NAME		数量 QTY
1	DG956N1-01401	进气管	Air inlet pipe	1
2	DG956N1-01402	支架总成	Bracket	1
3	DG956N1-13509	垫圈	Washer	1
(1)	KAB68-5	油浴式空气滤清器	Air filter	1
(2)	GB5783 M10×25	螺栓M10×25	Bolt	4
(3)	GB93 10	弹簧垫圈10	Spring washer	4
(4)	GB6170 M10	螺母M10	Nut	4
(5)	GB95 12	垫圈12	Washer	4
(6)	B0110-4162174	T型喉箍162-174	T-hoop	1
(7)	B0110-4140148	T型喉箍140-148	T-hoop	1
(8)	GB5783 M12×40	螺栓M12×40	Bolt	2
(9)	GB5783 M12×50	螺栓M12×50	Bolt	2
(10)	GB93 12	弹簧垫圈12	Spring washer	4
(11)	GB6170 M12	螺母M12	Nut	4

第 5 图 特博空气滤清器(选装)
FIG.5 Turbo Air Filter(Optional)



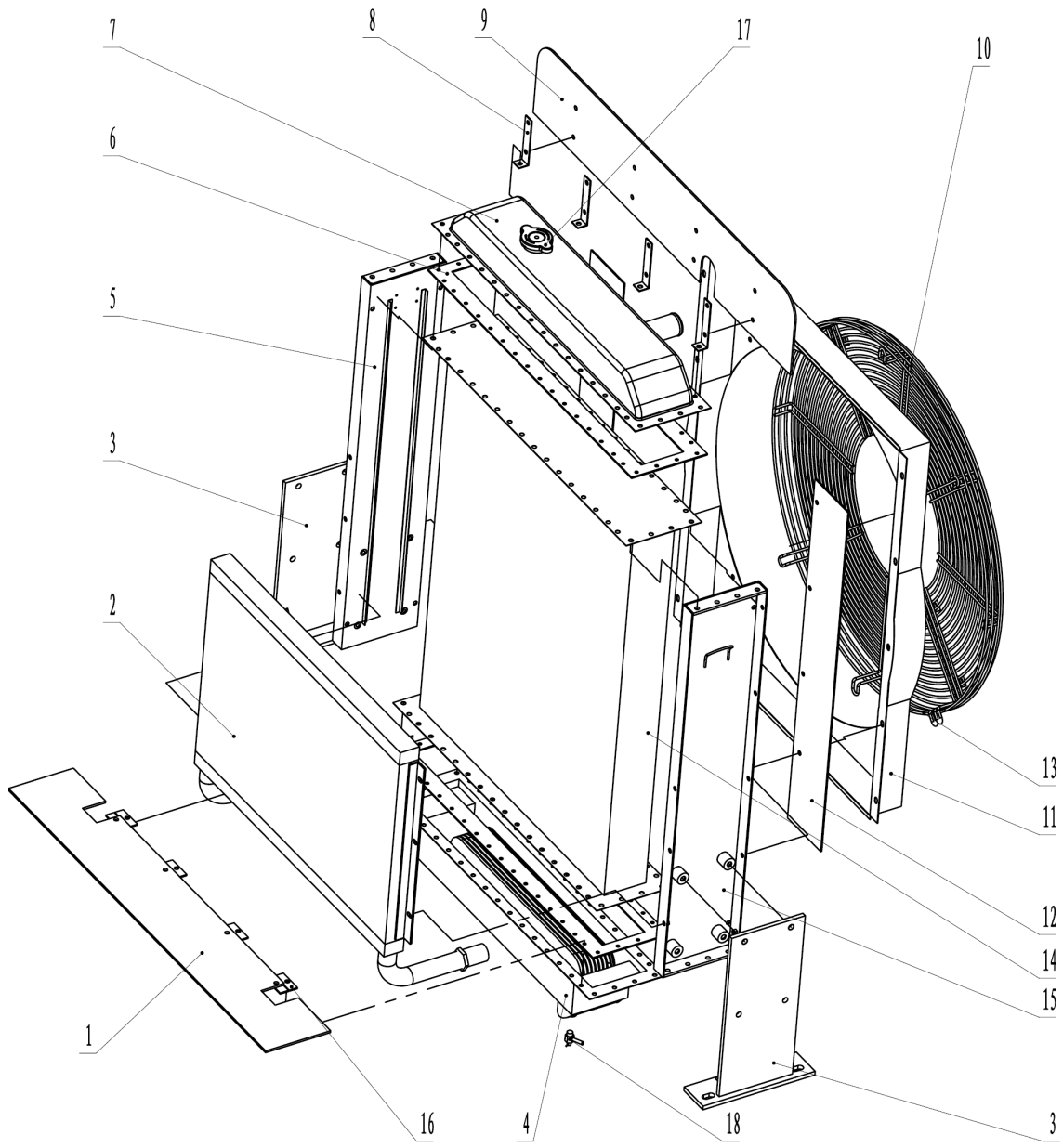
序号 NO.	部件号 PART NO.	零件名称 PART NAME		数量 QTY
1	DG956W II -A24001	连接管	Connecting pipe	1
2	DG956W II -A24002	消音器引射钢管	Muffler steel pipe	1
3	DG956W II -A24003	卡箍	Clip	1
4	DG956W II -A24004	消声器支架	Muffler bracket	1
(1)	TURBOIII-500	特博空气预滤器	TURBO air filter	1
(2)	94170-0825	管卡	Clip	2
(3)	M8S6783	消音器管卡	Muffler clip	2
(4)	GB5782 M10×50	螺栓 M10×50	Bolt	2
(5)	GB6170 M10	螺母 M10	Nut	2
(6)	GB97.1 10	垫圈 10	Washer	2
(7)	GB5781 M8×20	螺栓 M8×20	Bolt	4
(8)	GB889 M8	螺母 M8	Nut	2
(9)	GB93 8	弹簧垫圈 8	Spring washer	4

第 6 图 ZL60GT-2 散热器总成
FIG.6 Radiator Assembly



序号 NO.	部件号 PART NO.	零件名称 PART NAME	数量 QTY
0	ZL60GT-2	散热器总成 Radiator assembly	1
1	ZL60GT-II-1301100	芯体总成 Core body assembly	1
2	ZL60GT-II-1301110	密封垫 Sealing gasket	2
3	ZL60GT-II-1301210	上水室总成 Upper water chamber	1
4	ZL60GT-II-1301220	下水室总成 Down water chamber	1
5	ZL60GT-II-1301320	左侧板分总成 Left side plate	1
6	ZL60GT-II-1301310	右侧板分总成 Right side plate	1
7	ZL60GT-II-1301510	导风罩 Wind scooper	1
8	ZL60GT-II-1301620	侧胶板 Side plate	2
9	ZL60GT-II-1301630	下胶板 Down rubber plate	1
10	JBT 2292 II-0.9	复式加水口盖 II 型-0.9 Double weater cover	1
11	FSKG-RC	放水开关 Water release switch	1
12	ZL60GT-II-1301400	支架分总成 Bracket parts	2
13	ZL60GT-1D	下胶版支架2 Down rubber plate bracket	2
14	ZL60GT-2	护网 Protecting wire net	2
15	ZJ-80	胶板上支架 Rubber plate bracket	4
16	ZL60GT-II-1301610	上胶板 Upper rubber plate	1
17	ZL60GT-II-1302000	油散 Oil radiator	1
18	ZL60GT-II-1301640	下胶版支架1 Down rubber plate bracket	1

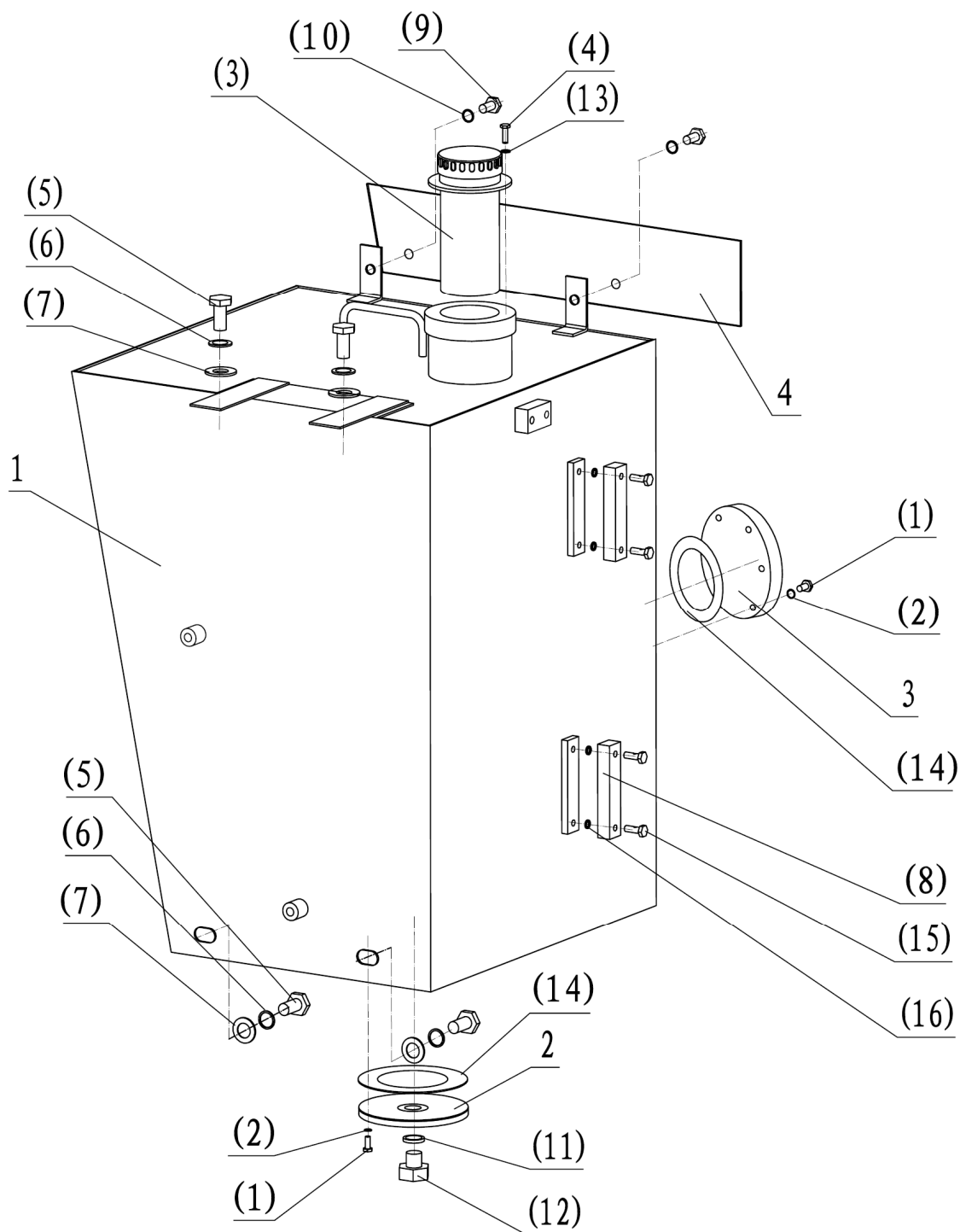
第 7 图 ZL60GT- I D 散热器总成
FIG.7 Radiator Assembly



序号 NO.	部件号 PART NO.	零件名称 PART NAME	数量 QTY
0	ZL60GT-1D	散热器总成 Radiator assembly	1
1	ZL60GT-1D-1301630	下胶板 Under blanket	1
2	ZL60GT-1D-1302000	油散 Oil powder	1
3	ZL60GT-1D-1301400	支架分总成 Stent assembly	2
4	ZL60GT-1D-1301220	下水室分总成 Water chamber assembly	1
5	ZL60GT-1D-1301310	右侧板分总成 Right side plate	1
6	ZL60GT-1D-1301110	密封垫 Gland	2
7	ZL60GT-1D-1301210	上水室分总成 Sheung shui chamber	1
8	ZJ-80	胶板上支架 Rubber plate bracket	4
9	ZL60GT-1D-1301610	上胶板 On board	1
10	ZL60GT-1D-1301521	护网1 Protecting wire net1	1
11	ZL60GT-1D-1301510	导风罩 Wind scooper	1
12	ZL60GT-1D-1301620	侧胶板 Side plate	2
13	ZL60GT-1D-1301522	护网2 Protecting wire net2	1
14	ZL60GT-1D-1301100	芯体分总成 Core body assembly	1
15	ZL60GT-1D-1301320	左侧板分总成 Left plate assembly	1
16	HZJ	下胶板合页支架 Under the plastic hinge bracket	4
17	ZL60GT-1D-01	复式加水口盖 II 型-0.9 Double weater cover	1
18	FSKG-RC	放水开关 Plug assy lrain	1

序号 NO.	部件号 PART NO.	零件名称 PART NAME	数量 QTY
0	ZL60GT-AC	散热器总成 Radiator assembly	1
1	ZL60GT-AC-1301100	芯体分总成 Core body assembly	1
2	ZL60GT-AC-1301110	密封垫 Gland	1
3	ZL60GT-AC-1301210	上水室分总成 Sheung shui chamber	2
4	ZL60GT-AC-1301220	下水室分总成 Water chamber assembly	1
5	ZL60GT-AC-1301320	左侧板分总成 Left plate assembly	1
6	ZL60GT-AC-1301310	右侧板分总成 Right side plate	2
7	ZL60GT-AC-1301510	导风罩 Wind scooper	1
8	ZL60GT-AC-1301620	侧胶板 Side plate	4
9	ZL60GT-AC-1301630	下胶板 Under blanket	1
10	JBT 2292 II-0.9	复式加水口盖 II 型-0.9 Double weater cover	1
11	FSKG-RC	放水开关 Plug assy lrain	1
12	ZL60GT-AC-1301400	支架分总成 Stent assembly	2
13	ZL60GT-AC-1301521	护网1 Protecting wire net1	1
14	ZJ-80	胶板上支架 Rubber plate bracket	1
15	ZL60GT-AC-1301610	上胶板 On board	1
16	ZL60GT-1D-1302000	油散 Oil powder	4
			1
			1

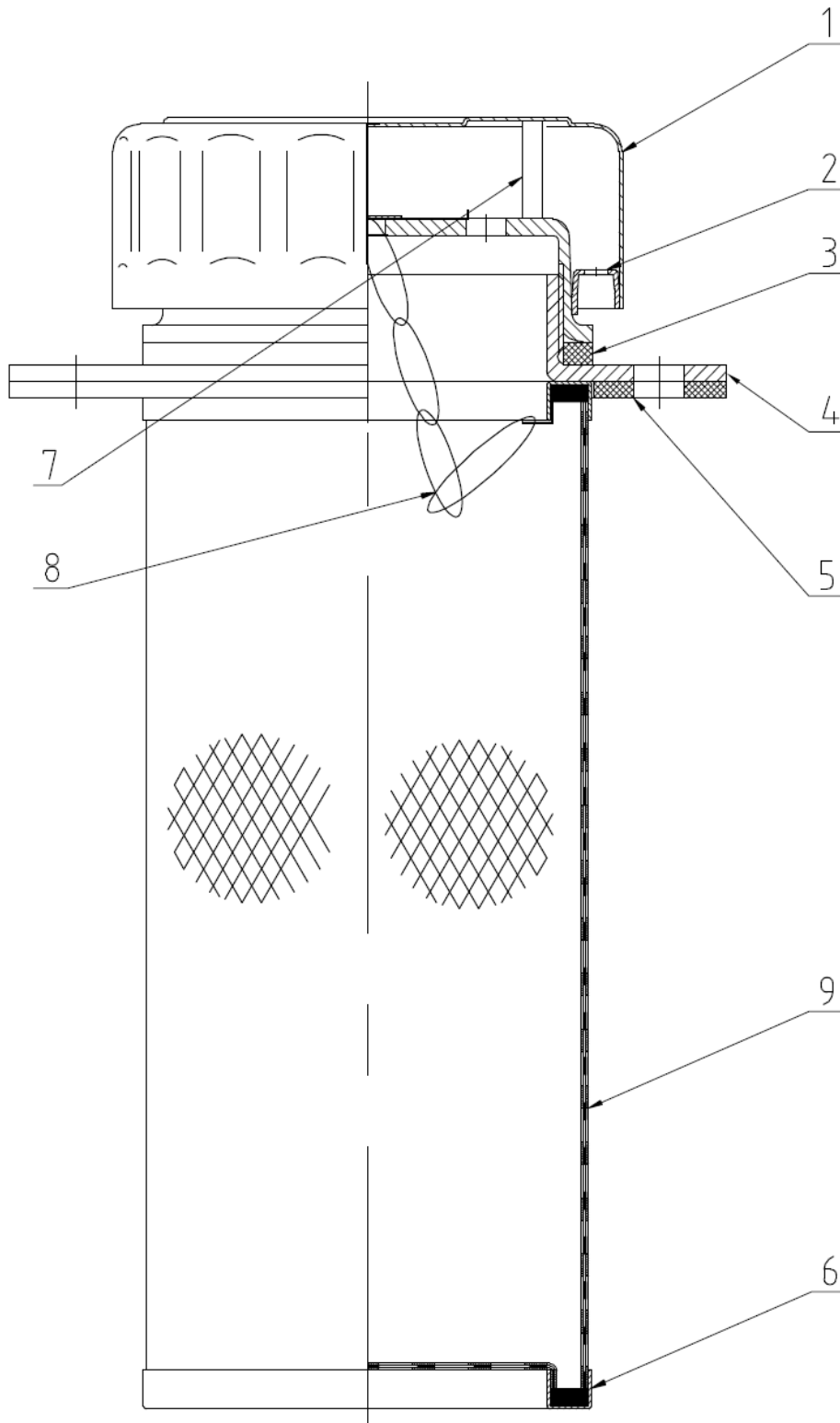
第 9 图 燃油箱总成
FIG.9 Fuel Oil Tank Assembly



序号 NO.	部件号 PART NO.	零件名称 PART NAME	数量 QTY
0	DG957-01200	燃油箱总成 Fuel oil tank assembly	1
1	DG957-01201	燃油箱体 Fuel oil tank	1
2	ZL18-06204A	法兰盘 Flange disc	1
3	ZL18-06206	法兰盘 Flange disc	1
4	ZL50G2-01207	挡板 Baffle	1
(1)	GB5781 M10×25	螺栓M10×25 Bolt	16
(2)	GB93 10	弹垫10 Spring washer	16
(3)	QL-10-00	加油滤清器 Oil filling filter	1
(4)	GB5781 M8×16	螺栓M8×16 Bolt	4
(5)	GB5783 M20×40	螺栓M20×40 Bolt	4
(6)	GB93 20	弹垫20 Spring washer	4
(7)	GB95 20	平垫20 Washer	4
(8)	YWZ-127	液位计 Lever pointer	2
(9)	GB5787 M8×25	螺栓M8×25 Bolt	2
(10)	GB95 8	垫圈8 Washer	2
(11)	JB982 27	组合垫圈27 Combined washer	1
(12)	JB1000 M27×2	螺塞 M27×2 Plug screw	1
(13)	GB93 8	弹簧垫圈 8 Spring washer	4
(14)	GB1235 140×3.1	O-型圈 140×3.1 O-ring	2
(15)	YWJ-1-4	空心螺栓 Hollow bolt	4
(16)	GB982 10	组合垫圈 10 Combined washer	4



第 10 图 加油滤清器总成
 FIG.10 Oil Filling Filter Assembly

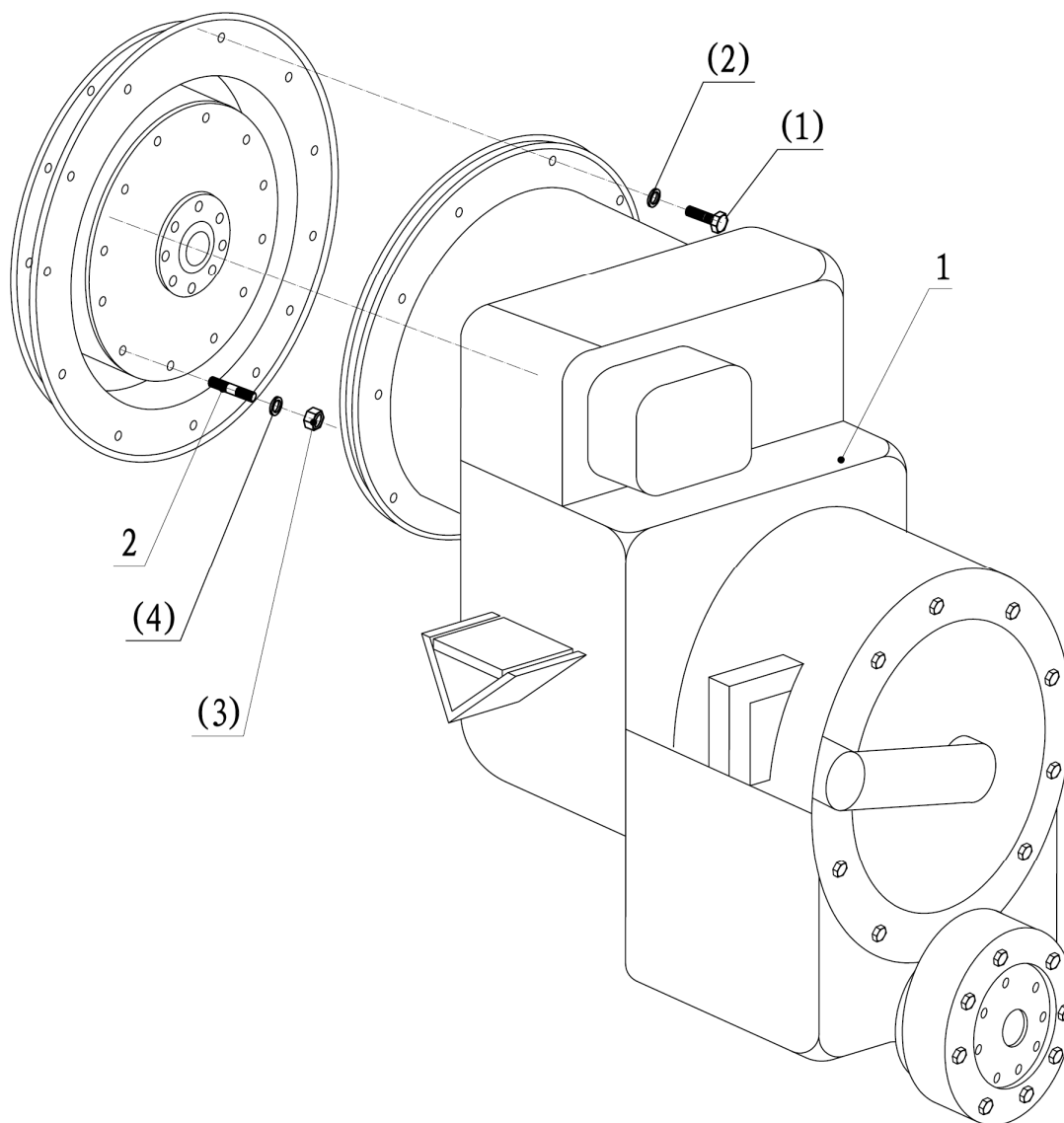


序号 NO.	部件号 PART NO.	零件名称 PART NAME		数量 QTY
0	QL-10-00	空气滤清器	Air cleaner	1
1	QL-10-1	梅花盖	Plum blossom cover	1
2	QL-10-2	呼吸盖	Respiratory cover	1
3	QL-10-3	矩形垫	Rectangular pad	1
4	QL-10-4	四孔盘106	Four hole plate	1
5	QL-10-5	四孔垫106	Four hole pad	1
6	QL-10-6	滤网环	Screen ring	1
7	QL-10-7	空气滤网罩	Air filter cover	1
8	QL-10-8	连接链	Coupling chain	1
9	QL-10-9	油滤网	Oil filter	1



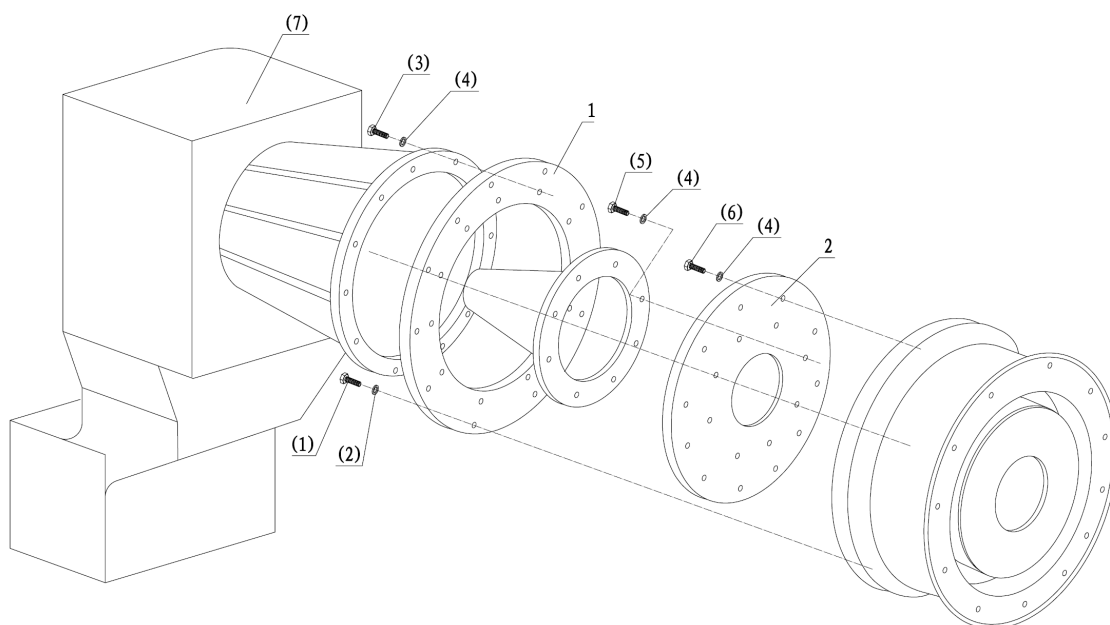
传动系统
DRIVE SYSTEM

第 11 图 变矩器连接
FIG.11 Torque Converter Connection



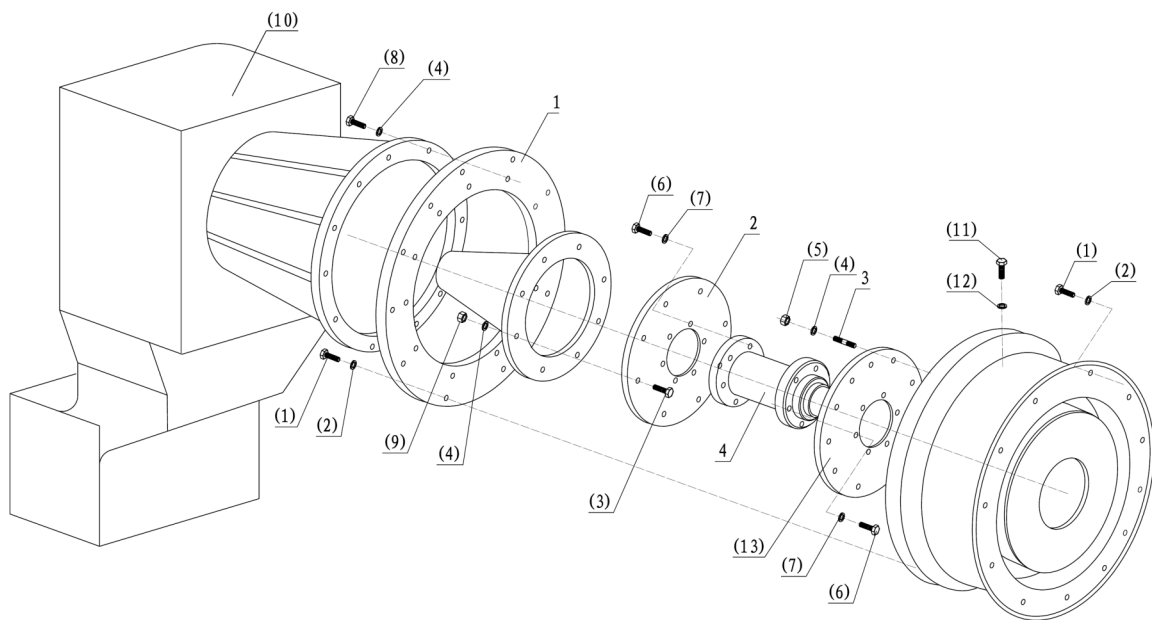
序号 NO.	部件号 PART NO.	零件名称 PART NAME		数量 QTY
1	ZL50D-015	变速箱(杭齿)	Gearbox assembly	1
	ZL50D-231	变速箱(杭齿)	Gearbox assembly	1
	ZL50D-2	变速箱(山推)	Gearbox assembly	1
2	ZL50G3-02001	双头螺柱	Double-screw bolt	12
(1)	GB5783 M12×45	螺栓M12×45	Bolt	12
(2)	GB93 12	弹簧垫圈12	Spring washer	12
(3)	GB6171 M10×1	螺母M10×1	Nut	12
(4)	GB93 10	弹簧垫圈10	Spring washer	12

第 12 图 变矩器连接
FIG.12 Torque Converter Connection



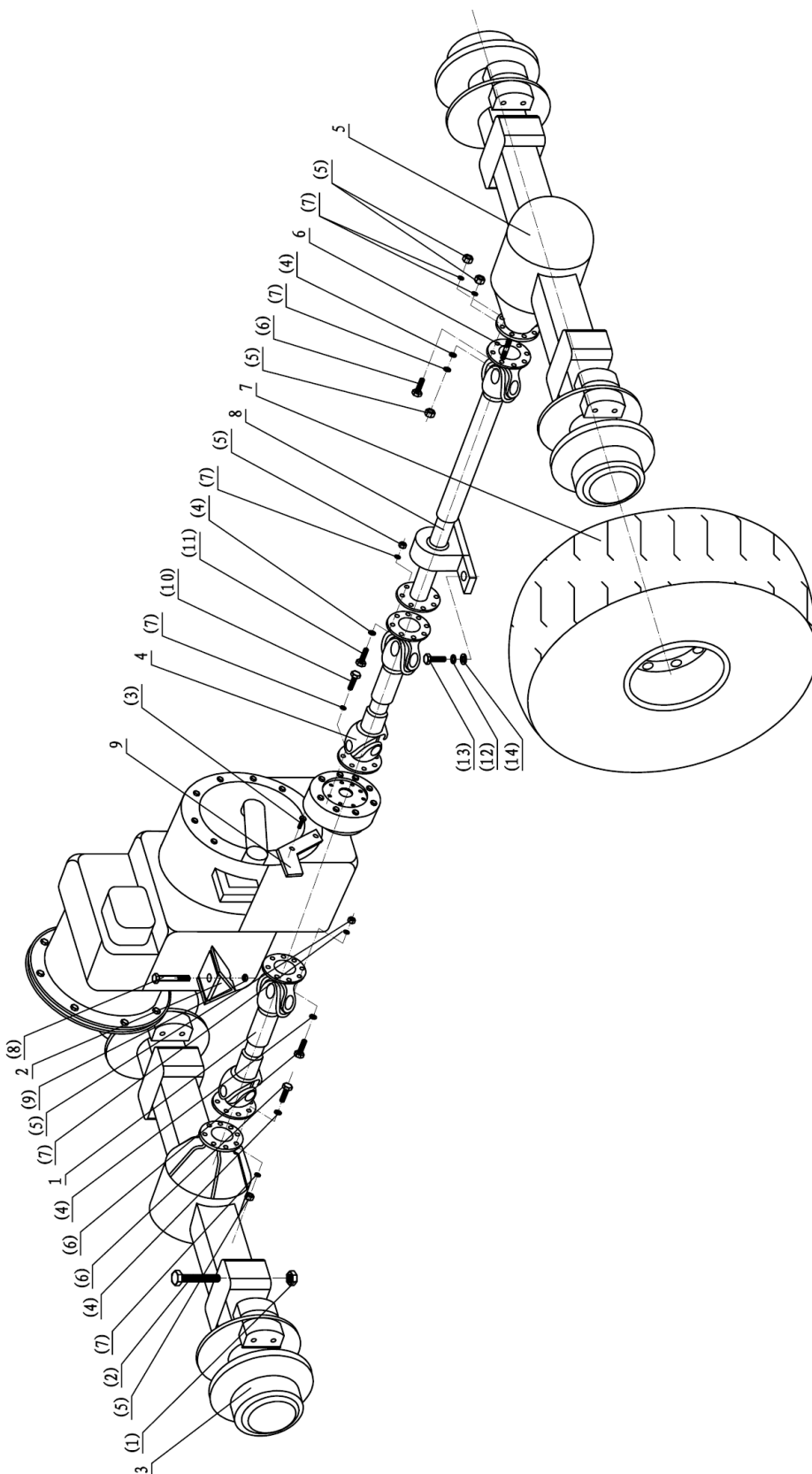
序号 NO.	部件号 PART NO.	零件名称 PART NAME	数量 QTY
1	DG956W7-02001	飞轮壳连接盘 Connection disc	1
2	DG956W7-02002	飞轮连接盘 Connection disc	1
(1)	GB5783 M12×35	螺栓 M12×35 Bolt	12
(2)	GB93 12	弹簧垫圈 12 Spring washer	12
(3)	GB5783 M10×30	螺栓 M10×30 Bolt	8
(4)	GB93 10	弹簧垫圈 10 Spring washer	32
(5)	GB5783 M10×35	螺栓 M10×35 Bolt	12
(6)	GB5783 M10×1×40	螺栓 M8×15 Bolt	12
(7)	4WG180	变速器总成 Gearbox assembly	1
	4WG200	变速器总成 Gearbox assembly	1

第 13 图 变矩器连接(康明斯电控箱)
 FIG.13 Torque Converter Connection(Cummins+E-Gearbox)



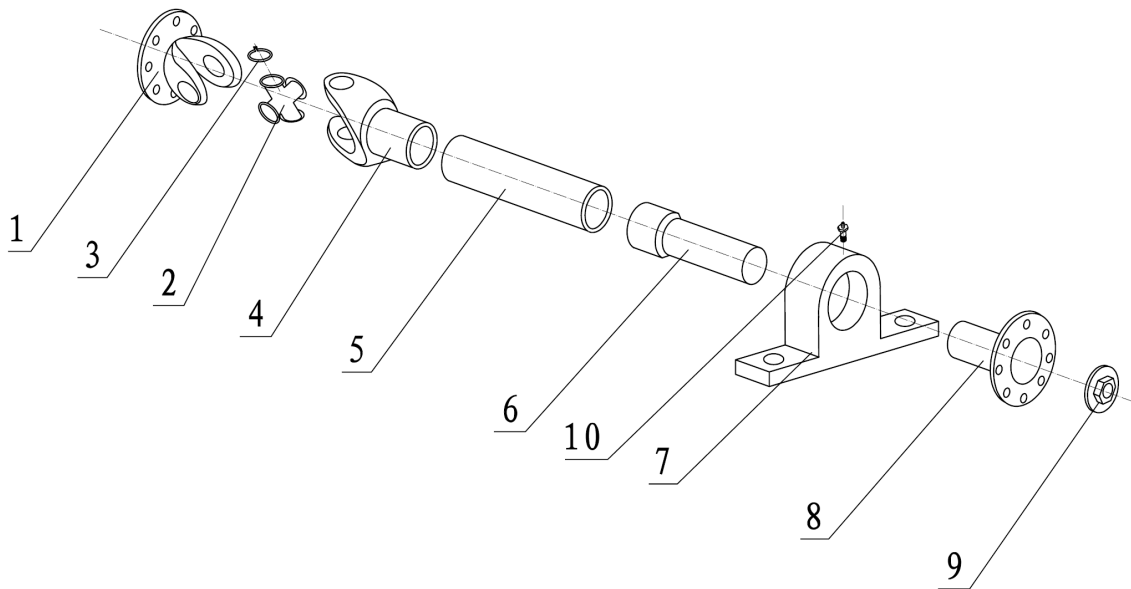
序号 NO.	部件号 PART NO.	零件名称 PART NAME		数量 QTY
1	DG956WV-02001	过渡盘	Transition disc	1
2	DG956WV-02002	连接盘	Connection disc	1
3	ZL50G3-02001	双头螺柱	Double-screw bolt	12
4	DG956WV-02005	飞轮过渡轴	Flywheel transition shaft	1
(1)	GB5783 M12×50	螺栓 M12×50	Bolt	24
(2)	GB93 12	弹簧垫圈 12	Spring washer	24
(3)	GB5783 M10×45	螺栓 M10×45	Bolt	8
(4)	GB93 10	弹簧垫圈 10	Spring washer	32
(5)	GB6170 M10×1	螺母 M10×1	Nut	12
(6)	GB5786 M12×30	螺栓 M12×30	Bolt	12
(7)	GB95 12	弹簧垫圈 12	Spring washer	12
(8)	GB5783 M10×35	螺栓 M10×35	Bolt	12
(9)	GB6170 M10	螺母 M10	Nut	8
(10)	4WG180	变速器总成	Gearbox assembly	1
	4WG200	变速器总成	Gearbox assembly	1
(11)	GB5783 M8×15	螺栓 M8×15	Bolt	4
(12)	GB93 8	弹簧垫圈 8	Spring washer	4
(13)	402202	弹性连接盘	Elastic connection disc	1

第 14 图 传动系统
FIG.14 Drive System



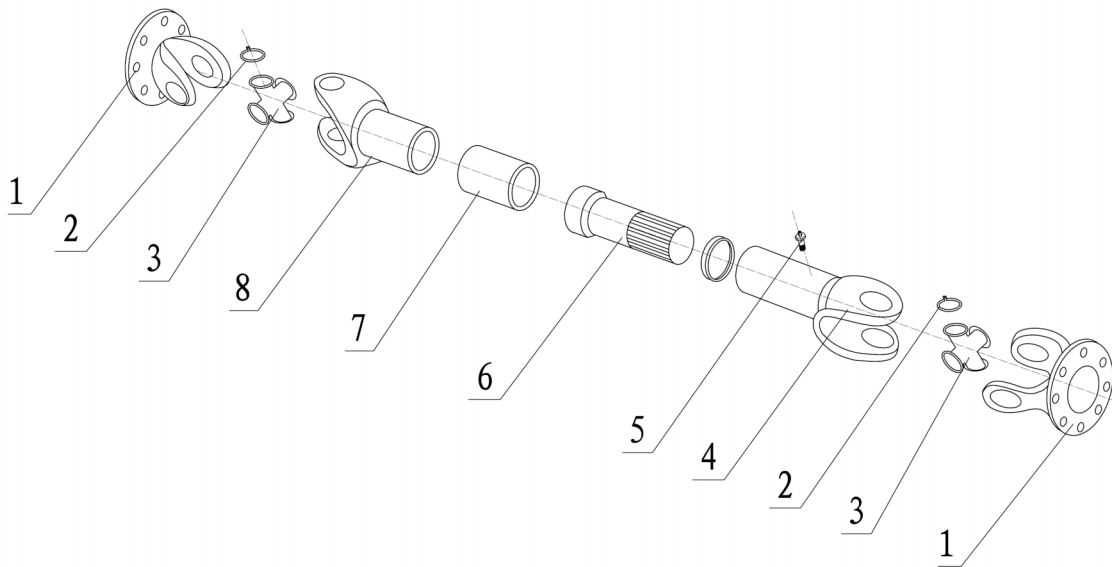
序号 NO.	部件号 PART NO.	零件名称 PART NAME		数量 QTY
1	ZL50G3-04001	后传动轴总成	Rear drive shaft assy.	1
2	ZL50G3-04002	变速箱减震垫	Gearbox damper pad	4
3	ZL50G2-04200	后驱动桥	Rear drive axle	1
4	ZL50G3-04004	中间传动轴总成	Middle drive shaft assy.	1
5	ZL50G2-04100	前驱动桥	Front drive axle	1
6	ZL50G2-04001	双头螺柱	Double-screw bolt	12
7		轮胎轮辋总成	Tyre & Rim assy.	4
8	ZL50G3-04009A	前传动轴总成	Front drive shaft assy.	1
9	ZL50FIII-03101	支架	Bracket	1
(1)	GB889 M30×2	螺母M30×2	Nut	16
(2)	GB5785 M30×2×270	螺栓M30×2×270	Bolt	16
(3)	GB5783 M10×40	螺栓M10×40	Bolt	2
(4)	GB95 16	垫圈16	Washer	12
(5)	GB6171 M16×1.5	螺母M16×1.5	Nut	36
(6)	GB5785 M16×1.5×50	螺栓M16×1.5×50	Bolt	16
(7)	GB93 16	弹垫16	Spring washer	36
(8)	GB5782 M18×1.5×140	螺栓M18×1.5×140	Bolt	2
(9)	GB889 M18×1.5	螺母M18×1.5	Nut	2
(10)	GB5785 M16×1.5×35	螺栓M16×1.5×35	Bolt	8
(11)	GB5785 M16×1.5×45	螺栓M16×1.5×45	Bolt	12
(12)	GB93 20	弹簧垫圈20	Spring washer	2
(13)	GB5782 M20×55	螺栓M20×55	Bolt	2
(14)	GB95 20	垫圈20	Washer	2

第 15 图 前传动轴
FIG.15 Front Drive Shaft



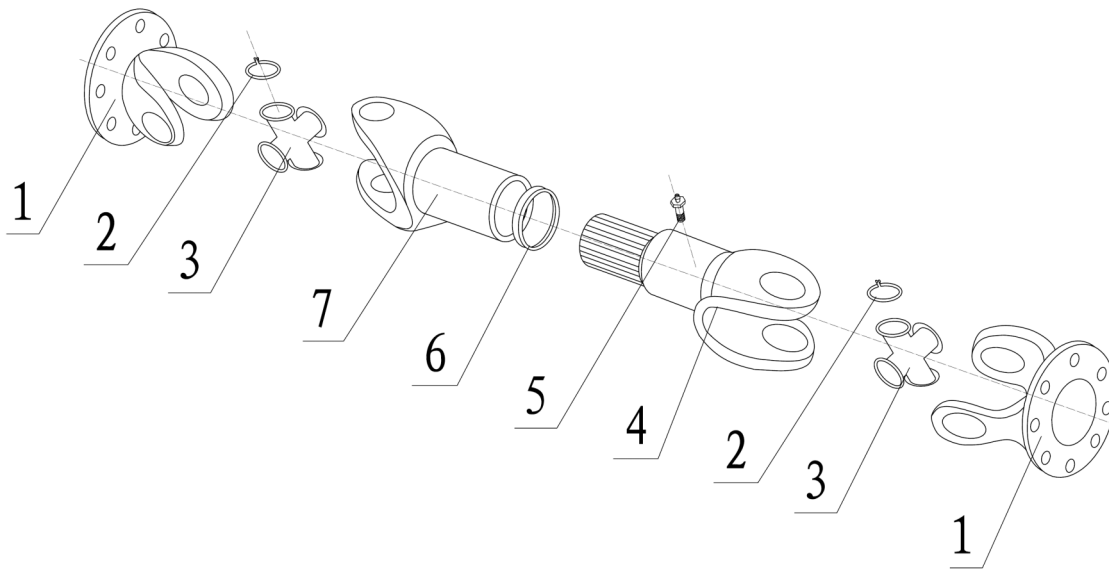
序号 NO.	部件号 PART NO.	零件名称 PART NAME		数量 QTY
0	ZL50G3-04009A	前传动轴	Front drive shaft	1
1	1491.707-2201062	突缘叉	Flange York	1
2	0125-52133	万向节总成	Universal joint	1
3	1491.707-2201063	卡簧	Jump ring	4
4	1491.707-2201096	节叉	Cross section	1
5	Φ92×6.5	轴管	Axle tube	1
6	9F20-25A1000-1	花键轴头	Spline shaft	1
7	UCP212	支承总成	Support assembly	1
8	991.115-2204051-R	中间凸缘	Middle flange	1
9	991.1413.0100-2204052-E	锁紧螺母	Locknut	1
10	JB7940.1 M6	油杯M6	Oil cup	

第 16 图 中间传动轴
FIG.16 Middle Drive Shaft



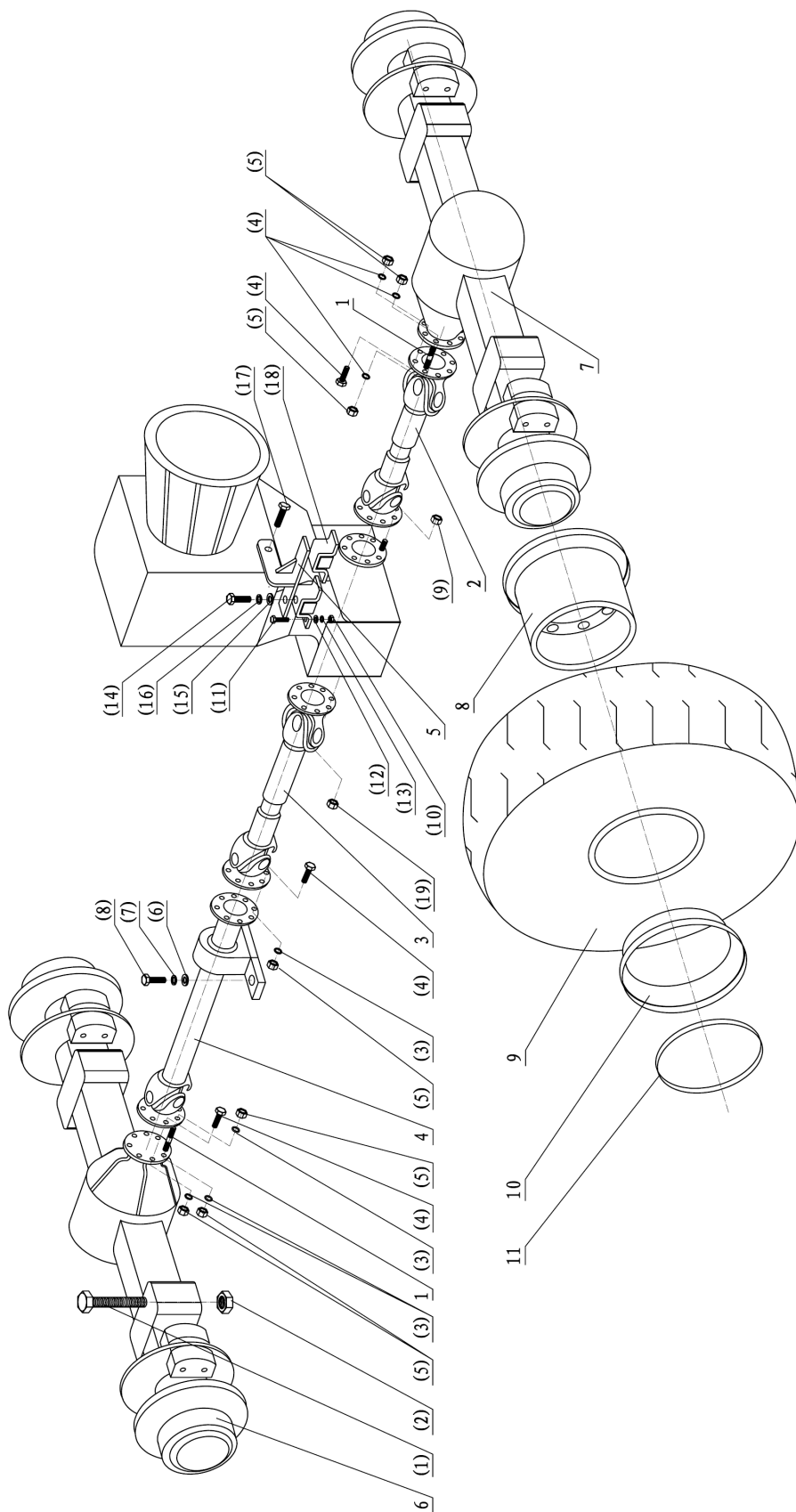
序号 NO.	部件号 PART NO.	零件名称 PART NAME	数量 QTY
0	ZL50G3-04004	中间传动轴 Middle drive shaft	1
1	1491.707-2201062	突缘叉 Flange York	2
2	1491.707-2201063	卡簧 Jump ring	8
3	0125-52133	十字轴总成 Cross assembly	2
4	0125ZCGZ-280	花键轴叉 Slip shaft yoke	1
5	JB 7940.1 M6	油杯M6 Oil cup	1
6	1491.707-2201097-A	花键毂 Splined hub	1
7	Φ92×2.5	轴管 Axle tube	1
8	1491.707-2201096	万向节叉 Universal joint fork	1

第 17 图 后传动轴
FIG.17 Rear Drive Shaft



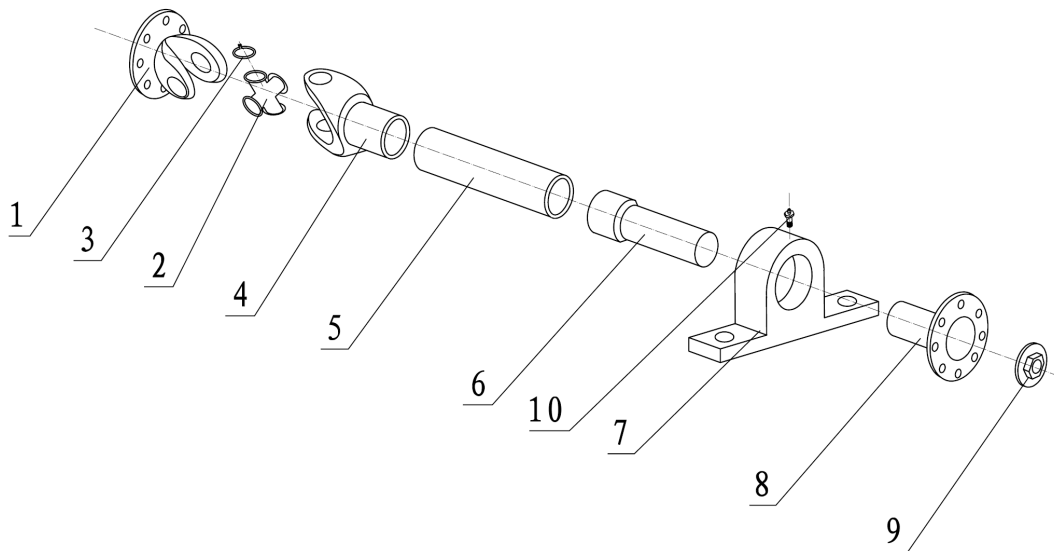
序号 NO.	部件号 PART NO.	零件名称 PART NAME	数量 QTY
0	ZL50G3-04001	后传动轴 Front drive shaft	1
1	ZL50G3-04001-01	突缘叉 Flange York	2
2	2201C-026	卡簧 Jump ring	8
3	E0140-39118	万向节总成 Universal joint	2
4	40HDC-39-120	滑动叉 Slide york	1
5	JB1152 M6	油杯M6 Oil cup	1
6	0125FCZ-100	防尘罩 Dust cover	1
7	40ZC-39-145	轴叉 Shaft york	1

第 18 图 传动系统
FIG.18 Drive System



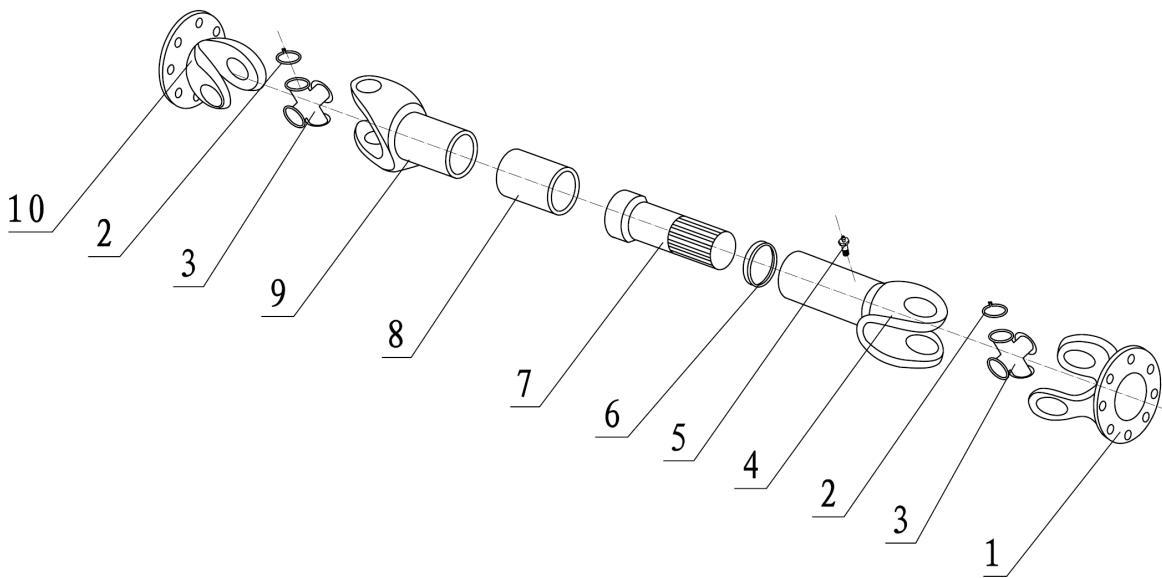
序号 NO.	部件号 PART NO.	零件名称 PART NAME		数量 QTY
1	ZL50G2-04001	双头螺柱	Double-screw bolt	8
2	DG956W II -04002	后传动轴总成	Rear drive shaft assy.	1
3	DG956W II -04006	中间传动轴总成	Middle drive shaft assy.	1
4	DG956W II -04007B	前传动轴总成	Front drive shaft assy.	1
5	DG956W II -04008	支架	Bracket	1
6	ZL50G2-04100	前驱动桥	Front axle	1
7	ZL50G2-04200	后驱动桥	Rear axle	1
8	DG19.50/2.5-25.00C.01	轮辋19.50/2.5-25.00	Rim	4
9	23.5-25-16PR	轮胎总成	Tyre assembly(With inner tyre)	4
10	19.50/2.5-25.00-01	外轮缘	Band	4
11	19.50/2.5-25.00-03	锁环	Lock ring	4
(1)	GB889 M30×2×270	螺栓M30×2×270	Bolt	16
(2)	GB889 M30×2	螺母M30×2	Nut	16
(3)	GB93 16	垫圈16	Washer	32
(4)	GB5785 M16×1.5×45	螺栓M16×1.5×45	Bolt	16
(5)	GB6171 M16×1.5	螺母M16×1.5	Nut	32
(6)	GB95 20	垫圈20	Washer	2
(7)	GB5782 M20×55	螺栓M20×55	Bolt	2
(8)	GB93 20	垫圈20	Washer	2
(9)	GB889 M12×1.5	螺母 M12×1.5	Nut	8
(10)	GB6170 M14	螺母M14	Nut	8
(11)	GB5783 M14×50	螺栓 M14×50	Bolt	8
(12)	GB95 14	垫圈14	Washer	8
(13)	GB93 14	弹簧垫圈 14	Spring washer	8
(14)	GB5783 M22×60	螺栓M22×60	Bolt	4
(15)	GB95 22	垫圈22	Washer	4
(16)	GB93 22	垫圈22	Washer	4
(17)	GB5783 M20×65	螺栓M20×65	Bolt	4
(18)	EA220	减震器	Shock damper	4
(19)	GB889 M14×1.5	螺母 M14×1.5	Nut	8

第 19 图 前传动轴
FIG.19 Front Drive Shaft



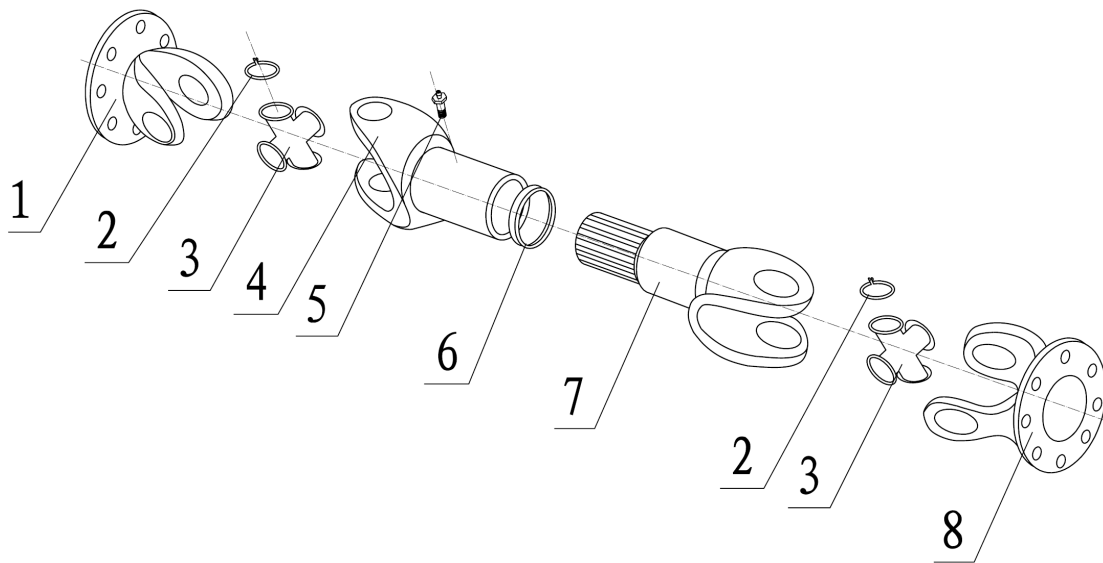
序号 NO.	部件号 PART NO.	零件名称 PART NAME		数量 QTY
0	DG956W II -04007B	传动轴	Drive shaft	1
1	1491.707-2201062	突缘叉	Flange York	1
2	0125-52133-T	万向节总成	Universal joint	1
3	1491.707-2201063	卡簧	Jump ring	4
4	1491.707-2201096	节叉	Cross section	1
5	Φ92×6.5	轴管	Axle tube	1
6	9F20-25A1000-1S	花键轴头	Spline shaft	1
7	UCP212-JQ	支承总成	Support assembly	1
8	991.115-2204051-R	中间凸缘	Middle flange	1
9	991.1413.0100-2204052-E	锁紧螺母	Locknut	1
10	JB7940.1 M6	油杯M6	Oil cup	1

第 20 图 中间传动轴
FIG.20 Middle Drive Shaft



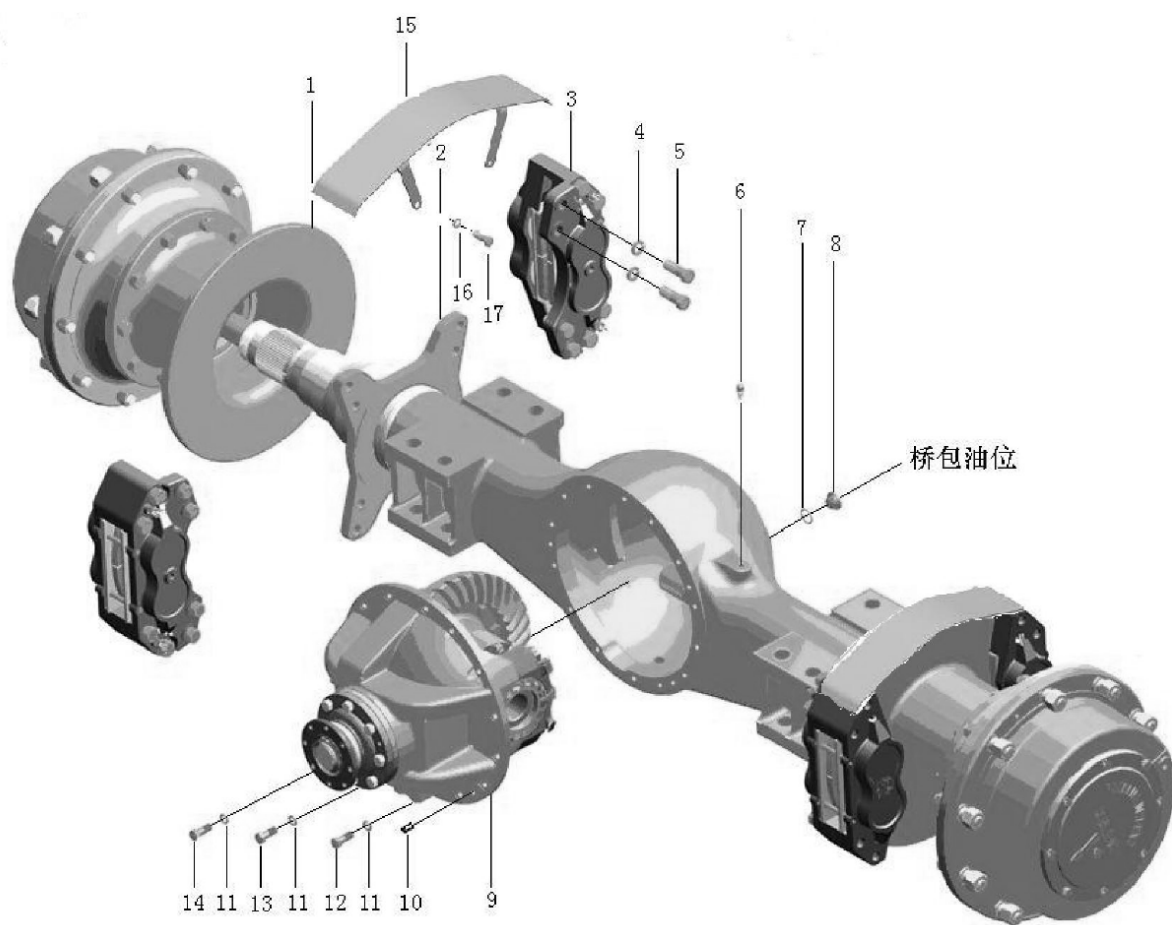
序号 NO.	部件号 PART NO.	零件名称 PART NAME		数量 QTY
0	DG956W II -04006	传动轴	Drive shaft	1
1	1491.707-2201062-E	突缘叉	Flange York	1
2	1491.707-2201063	卡簧	Jump ring	8
3	0125-52133	十字轴总成	Cross assembly	2
4	1491.707-2201016-L	花键轴叉	Slip shaft yoke	1
5	JB 7940.1 M6	油杯M6	Oil cup	1
6	0125FCZ-135	防尘罩	Dust cover	1
7	1491.707-2201097	花键毂	Splined hub	1
8	Φ92×6.5	轴管	Axle tube	1
9	1491.707-2201096	万向节叉	Universal joint fork	1
10	1491.707-2201062	突缘叉	Flange york	1

第 21 图 后传动轴
FIG.21 Rear Drive Shaft



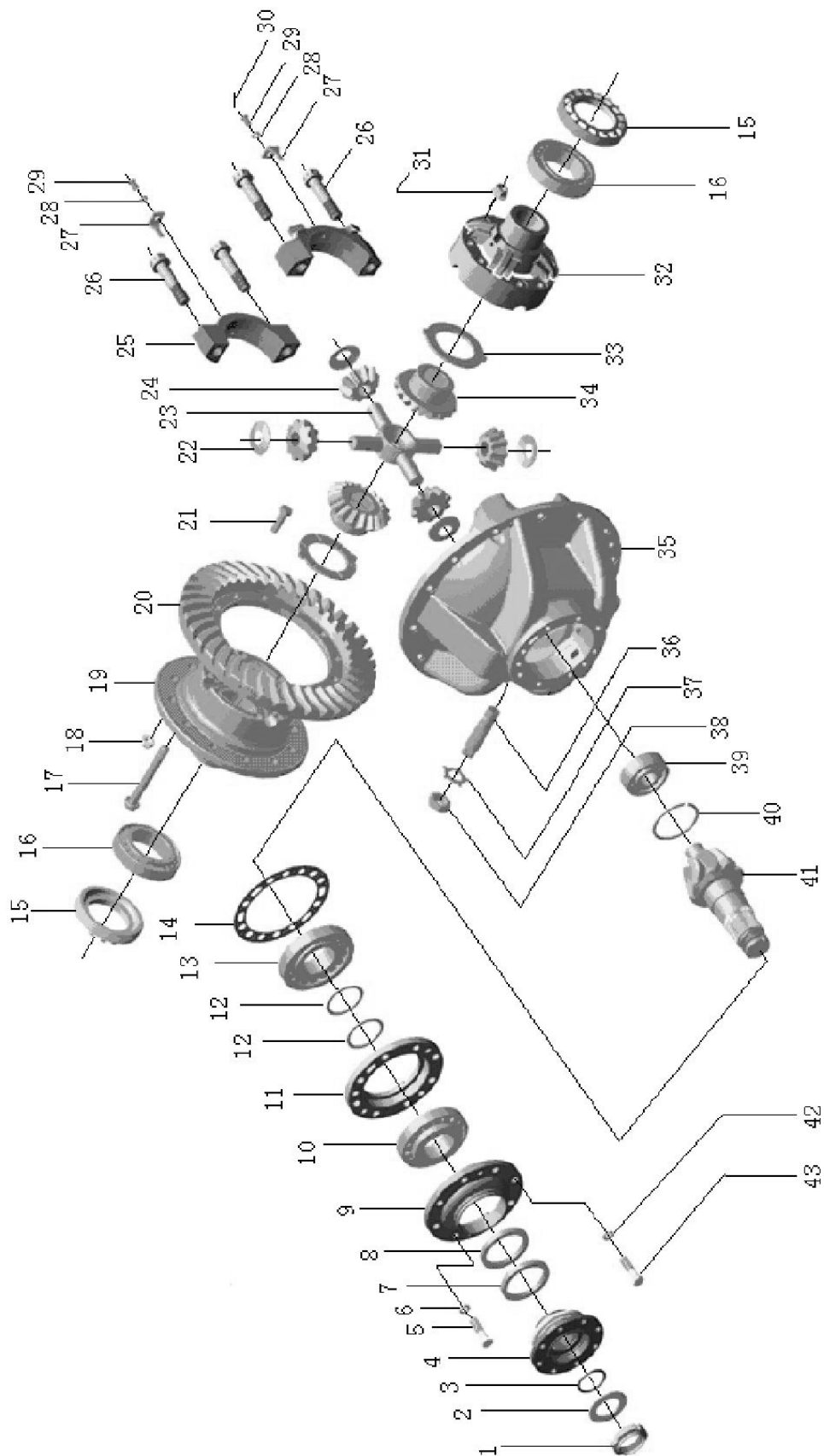
序号 NO.	部件号 PART NO.	零件名称 PART NAME		数量 QTY
0	DG956W II -04002	传动轴	Drive shaft	1
1	1491.707-2201062-1	突缘叉	Flange York	1
2	1491.707-2201063	卡簧	Jump ring	8
3	0125-52133	万向节总成	Universal joint assembly	2
4	76TNL0125ZC-220	轴叉	Fork shaft	1
5	JB7940.1 M6	油杯M6	Oil cup	1
6	0125FCZ-100	防尘罩	Dust cover	1
7	1491.707-2201097-B200	滑动叉	Slip yoke	1
8	1491.707-2201062	突缘叉	Flange York	1

第22图 ZL50M 驱动桥总成
FIG.22 Drive Axle Assembly



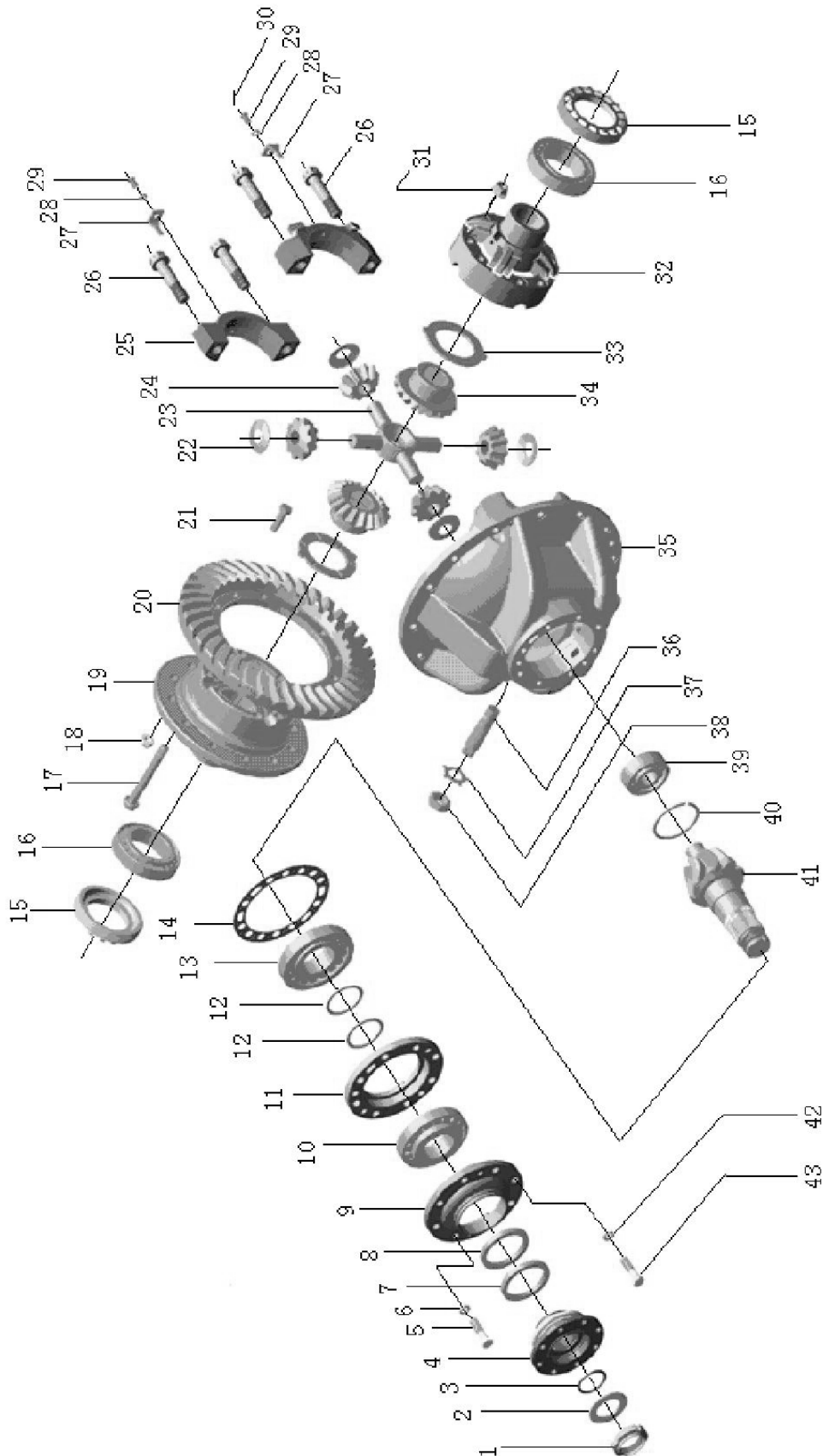
序号 NO.	部件号 PART NO.	零件名称 PART NAME		数量 QTY
1	50M.00	轮边减速器总成	Planetary assy.	2
2	50MA.01	桥壳总成	Axle shell assy.	1
3	408100C	制动器总成	Brake assy.	4
4	GB93 20	弹垫20	Spring Washer	16
5	408120	制动钳螺栓	Bolt for brake	16
6	Q9001	放气阀Z1/8	Deflation valve	1
7	GB3452.1 26.5×2.65	密封圈26.5X2.65	Seal	2
8	50M.00-07	油位塞M24X1.5	Plug	2
9	50M.01(02.01.01F.01F)	主传动总成(前桥)	Main reductor assy.(F)	1
	50M.01(02.01.01R.01F)	主传动总成(后桥)	Main reductor assy.(R)	1
10	GB119 D12×20	销D12X20	Pin	3
11	GB93 14	弹垫14	Spring washer	14
12	GB5785 M14×1.5×35	螺栓M14X1.5X35	Bolt	10
13	GB5785 M14×1.5×40	螺栓M14X1.5X40	Bolt	2
14	GB5785 M14×1.5×60	螺栓 M14X1.5X60	Bolt	2
15	50M.05A	防尘盖板	Dust cover	2
16	GB93 10	垫圈 10	Washer	4
17	GB5783 M10×20	螺栓 M10×20	Bolt	4

第23图 ZL50M主传动总成
FIG.23 Main Transmission Assembly



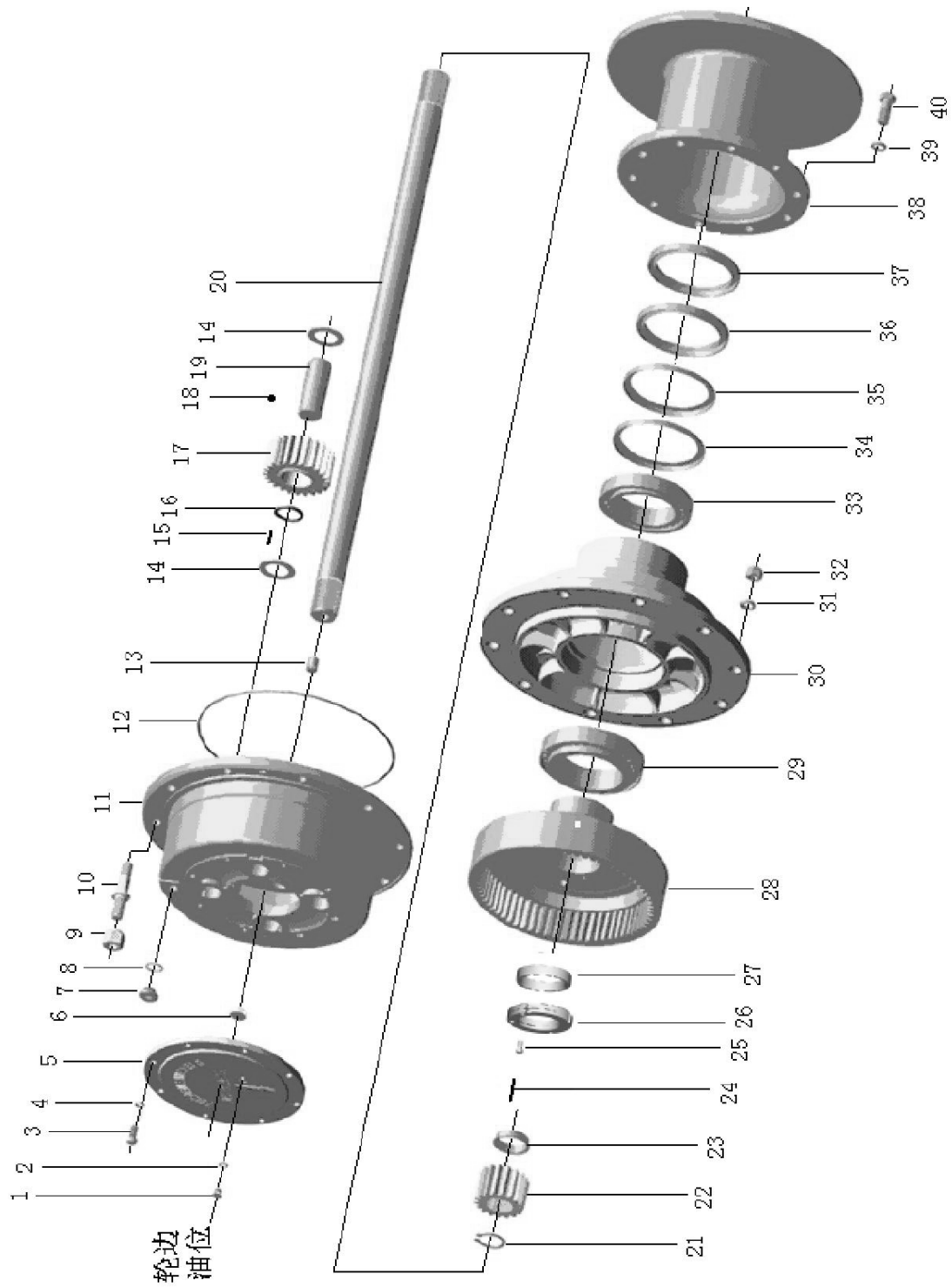
序号 NO.	部件号 PART NO.	零件名称 PART NAME		数量 QTY
0	50M.01	主传动总成	Main drive assy.	1
1	50M.01-01	主减速器锁紧螺母	Locknut	1
2	50M.01-02	垫圈	Washer	1
3	50M.01-24	O形密封圈	O-seal ring	1
4	50M.01.01-01	法兰	Flange	1
5	GB5785 M12×1.5×55	螺栓M12×1.5×55	Bolt	1
6	GB93 12	弹垫12	Spring washer	1
7	GB13871 FB80×100×10	油封FB80×100×10	Oil seal	1
8	GB13871 B80×100×10	油封B80×100×10	Oil seal	1
9	50M.01-03	密封盖	Sealing cover	1
10	GB297 31313	轴承31313	Bearing	1
11	50M.01-04	轴承套	Bearing bushing	1
12	50M.01-06A	调整套	Adjusting sleeve	2
13	GB297 31314	轴承31314	Bearing	1
14	50M.01-23	调整垫片	Adjusting washer	1set
15	50M.01-20	调整螺母	Adjusting nut	2
16	Inch 47686/47620A	轴承	Bearing	2
17	50M.01-17	差速器螺栓	Differential bolt	8
18	50M.01-12T	螺母M14×1.5	Nut	12
19	50M.01-11	差速器大壳	Differential cage	1
20	50M.01-14A	从动螺旋伞齿轮(前桥)	Driven bevel gear(F)	1
	50M.01-14B	从动螺旋伞齿轮(后桥)	Driven bevel gear(R)	1
21	50M.01-13T	盆齿紧固螺栓	Bolt	12
22	50M.01-28	锥齿轮垫片	Washer for bevel gear	4
23	50L.01-19	十字轴	Differential crossing	1
24	50M.01-16A	锥齿轮	Bevel gear	4
25	50M.01-19	轴承座	Bearing seat	2
26	50M.01-10	主减速器螺栓	Bolt for main reductor	4
27	404319B	锁紧片	Lock Plate	2
28	GB93 10	弹垫 10	Spring washer	2
29	GB32.2 M10×1×20	螺栓 M10×1×20	Bolt	2
30	Φ1.5×450	铁丝	Iron Wire	2
31	50M.01-18T	螺母 M16×1.5	Nut	8

第23图 ZL50M主传动总成
FIG.23 Main Transmission Assembly



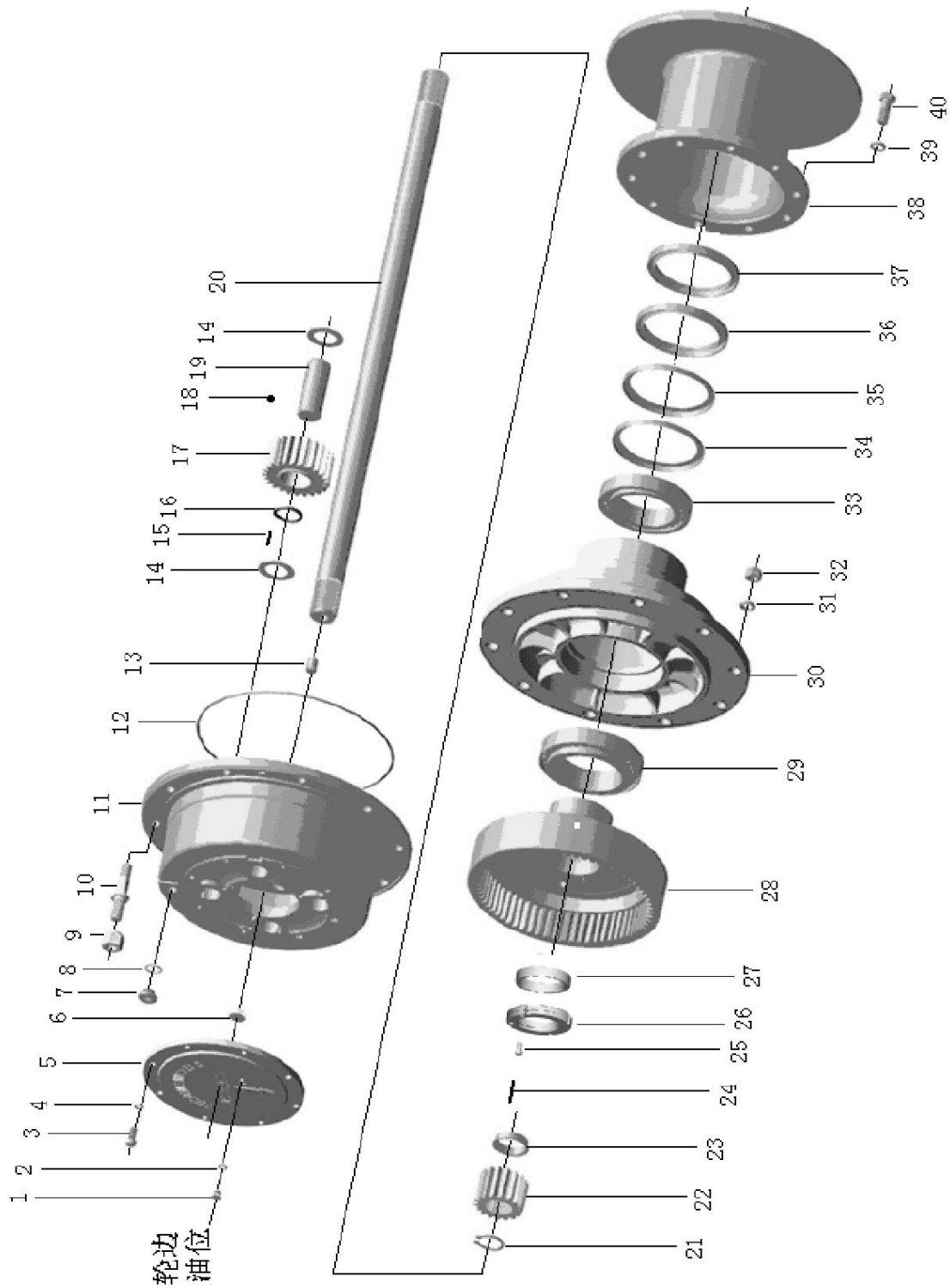
序号 NO.	部件号 PART NO.	零件名称 PART NAME		数量 QTY
32	50M.01-21	差速器小壳	Differential cage	1
33	50M.01-09C	半轴齿轮垫片	Thrust washer	2
34	50M.01-22A	半轴齿轮	Axle shaft gear	2
35	50M.01-08	主减速器壳	Differential cage	1
36	50L.01.03	止推螺栓	Bolt	1
37	50L.01-23	锁紧片	Lock plate	1
38	GB6173 M27×2	螺母M27×2	Nut	1
39	142807Y(NJ2307ENVX3)	英制轴承	Bearing	1
40	GB305 90/96.5	止动环90/96.5	Stop ring	1
41	50M.01-07A	主动螺旋伞齿轮(前桥)	Driving bevel gear(F)	1
	50M.01-07B	主动螺旋伞齿轮(后桥)	Driving bevel gear(R)	1
42	GB93 14	弹垫14	Spring washer	7
43	GB5785 M14×1.5×55	螺栓 M14×1.5×55	Bolt	7

第24图 ZL50M轮边总成
FIG.24 Planetary Assembly



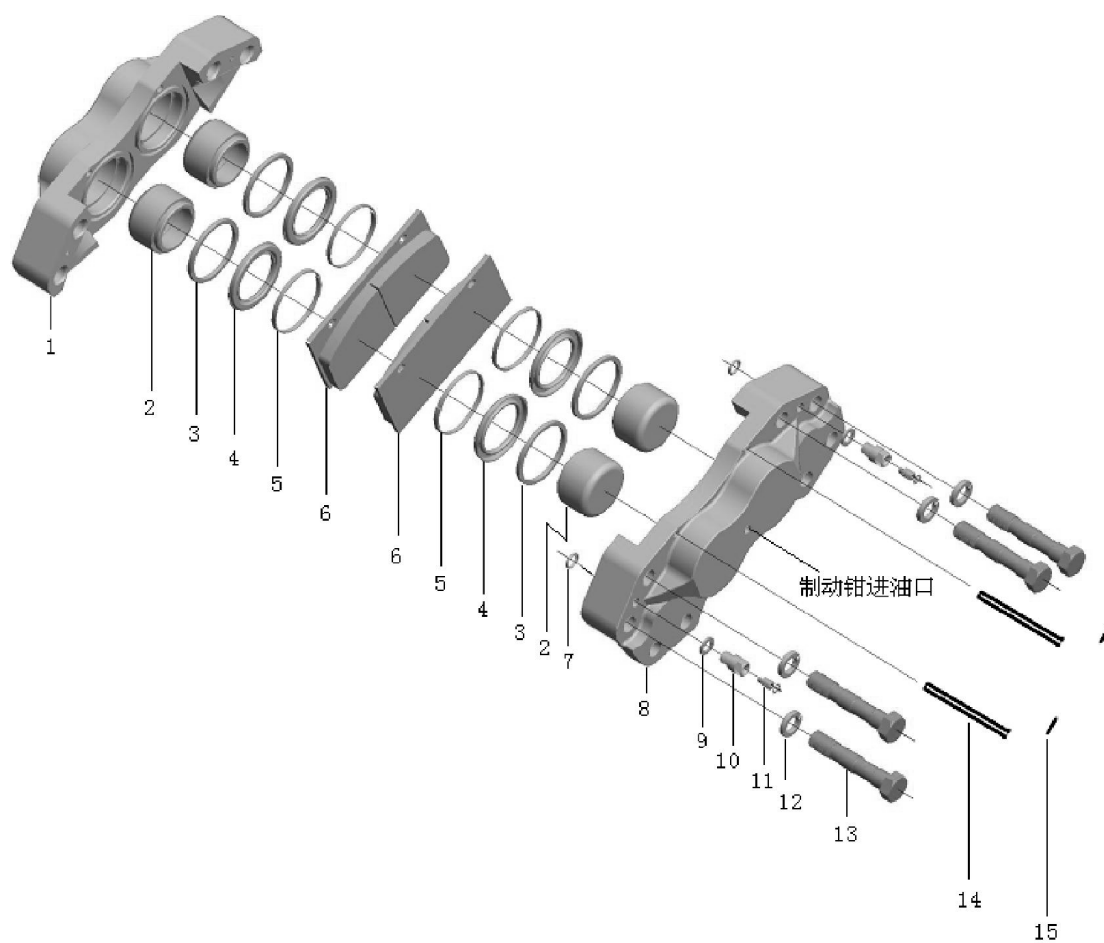
序号 NO.	部件号 PART NO.	零件名称 PART NAME		数量 QTY
0	50M.00	轮边总成	Planetary assy.	1
1	50M.00-13A	轮边油位塞	Plug	2
2	JB982 12	组合垫圈12	Combined washer	2
3	GB5785 M12×1.25×25	螺栓M12×1.25×25	Bolt	16
4	GB93 12	弹垫12	Spring washer	16
5	50M.04J	端盖(山推标识)	End cover(Shantui Logo)	2
6	50M.00-11	轮边端盖挡块	Snap ring	2
7	50MA.02	油位塞	Plug	4
8	GB3452.1 25.8×2.65	O形密封圈25.8×2.65	O-ring	4
9	ZL60D.24.2A(右旋)	轮辋螺母组合(右旋)	Nut for rim(R)	12
	ZL60D.24.2A(左旋)	轮辋螺母组合(左旋)	Nut for rim(L)	12
10	404022A(右旋)	轮辋螺栓(右旋)	Bolt for rim(R)	12
	404022A(左旋)	轮辋螺栓(左旋)	Bolt for rim(L)	12
11	50M.00-05X	行星轮架	Planet gear carrier	2
12	50M.00-18	密封圈	Seal ring	2
13	50M.00-12	调整支柱	Adjusting pin	2
14	50M.00-09	行星轮垫片	Washer for planetary gear	16
15	50M.00-08	滚针	Roller needle	432
16	50M.00-10	行星轮中间隔套	Space bushing	8
17	50M.00-06A	行星轮	Planetary gear	8
18	GB308 Φ3/8	钢球Φ3/8	Steel ball	8
19	50M.00-15	行星轮轴	Shaft of planetary gear	8
20	50M.00-01	半轴	Shaft	2
21	GB894.2 50	挡圈50	Snap ring	2
22	50M.00-14	太阳轮	Sun gear	2
23	50M.00-16	隔套	Spacer	2
24	Φ1.5×220	铁丝	Iron wire	2
25	50MA.00-03	紧固螺栓	Fastening bolt	4
26	50M.00-17A	槽螺母	Slot nut	2
27	50M.03A.01-02	套	Set	2
28	50M.03A	齿圈支承总成	Internal gear assy.	2
29	GB297 32026	轴承32026	Bearing	2
30	50MA.00-01A	轮毂	Hub	2
31	GB93 22	弹垫22	Spring washer	24

第24图 ZL50M轮边总成
FIG.24 Planetary Assembly



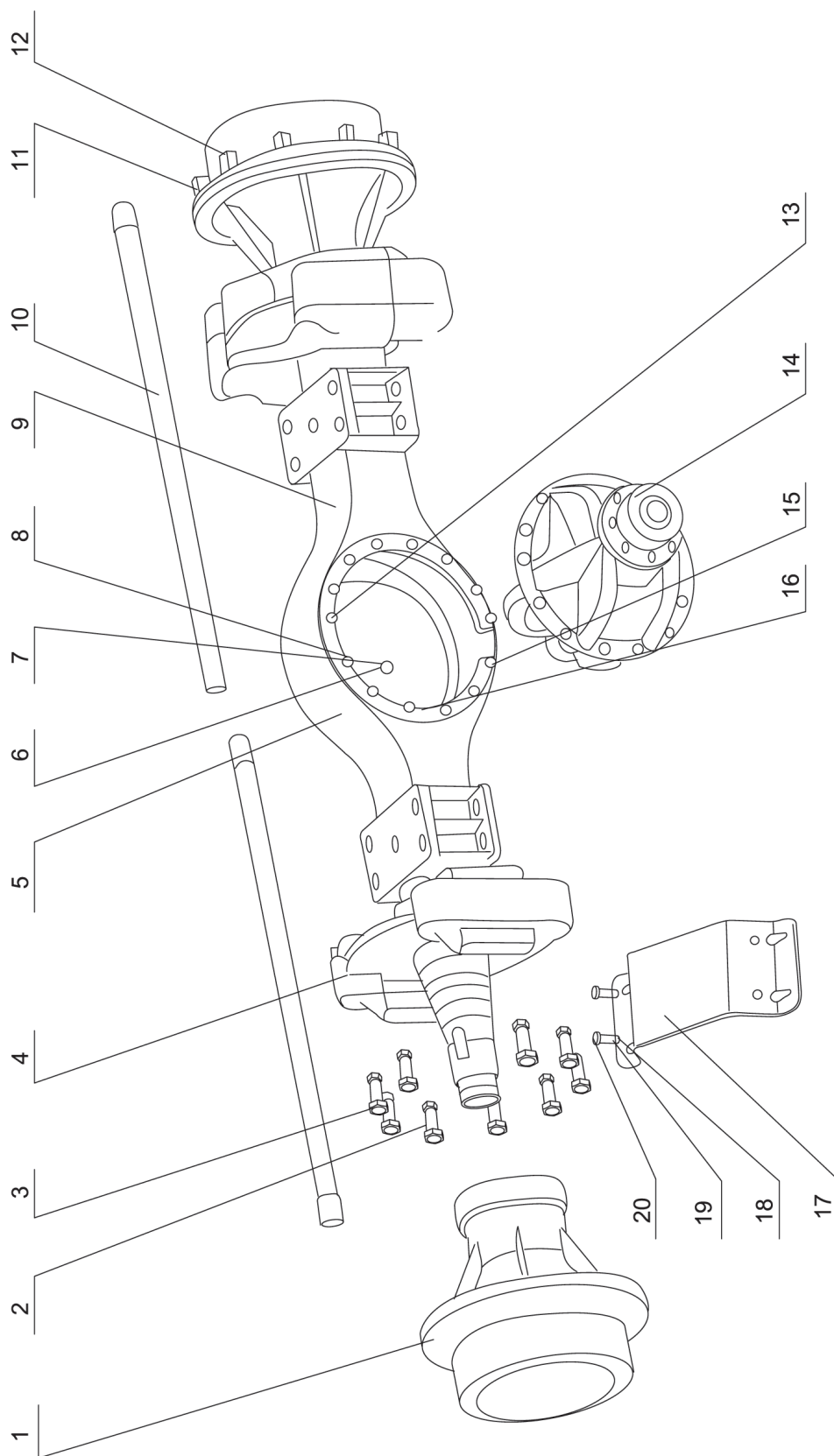
序号 NO.	部件号 PART NO.	零件名称 PART NAME	数量 QTY
32	GB6171 M22×1.5	螺母M22×1.5 Nut	24
33	GB297 32024	轴承32024 Bearing	2
34	50MA.00-02A	垫圈 Washer	2
35	GB893.1 180	挡圈180 Snap ring	2
36	GB13871 B150×180×15	油封B150×180×15 Oil seal	2
37	GB13871 FB150×180×15	油封FB150×180×15 Oil seal	2
38	504002B	制动盘 Brake disk	2
39	GB93 20	弹垫20 Spring washer	20
40	404010	制动盘螺栓 Bolt for brake disk	20

第25图 ZL50M制动钳总成
FIG.25 Brake Assembly



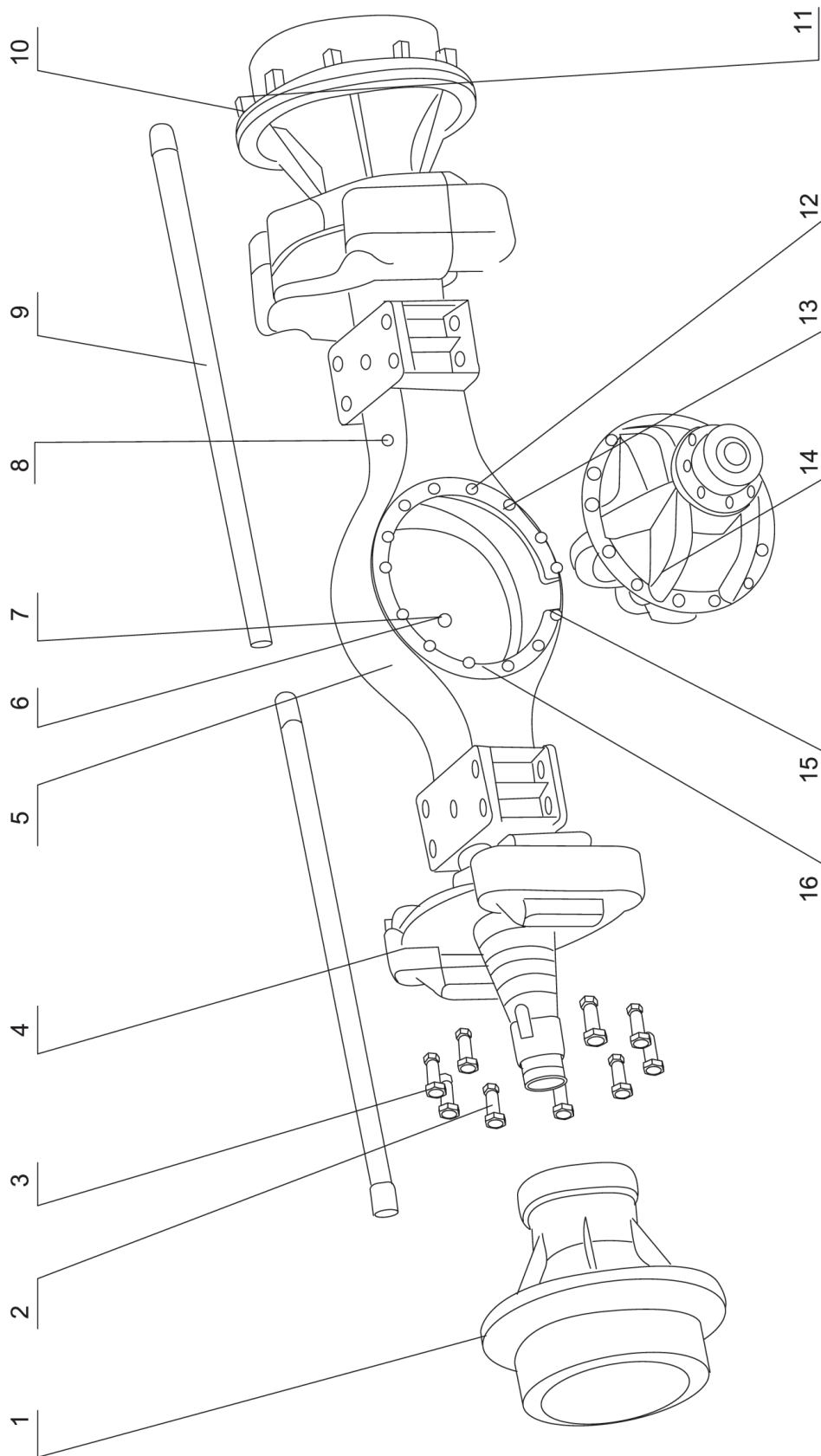
序号 NO.	部件号 PART NO.	零件名称 PART NAME		数量 QTY
0	408100C	制动钳总成	Brake assembly	1
1	408109-109A	外钳	Exterior brake	1
2	408113A	活塞	Piston	4
3	408112	矩型密封圈	Rectangular seal	4
4	408110	防尘罩	Dust cover	4
5	408111	卡圈	Block ring	4
6	408107-108A	制动片	Brake disk	2
7	GB1235 20×2.4	O形圈20×2.4	O-ring	2
8	408105-106A	内钳	Inner brake	1
9	408124	垫圈	Washer	2
10	408104	接头	Connecting	2
11	408103	放气嘴	Deflating valve	2
12	GB93 22	弹垫22	Spring washer	4
13	408121	螺栓	Bolt	4
14	408026A	定位销	Positioning pin	2
15	GB91 2.5×25	开口销2.5×25	Cotter pin	2

第 26 图 C216BRD 前桥总成
FIG.26 Front Axle Assembly



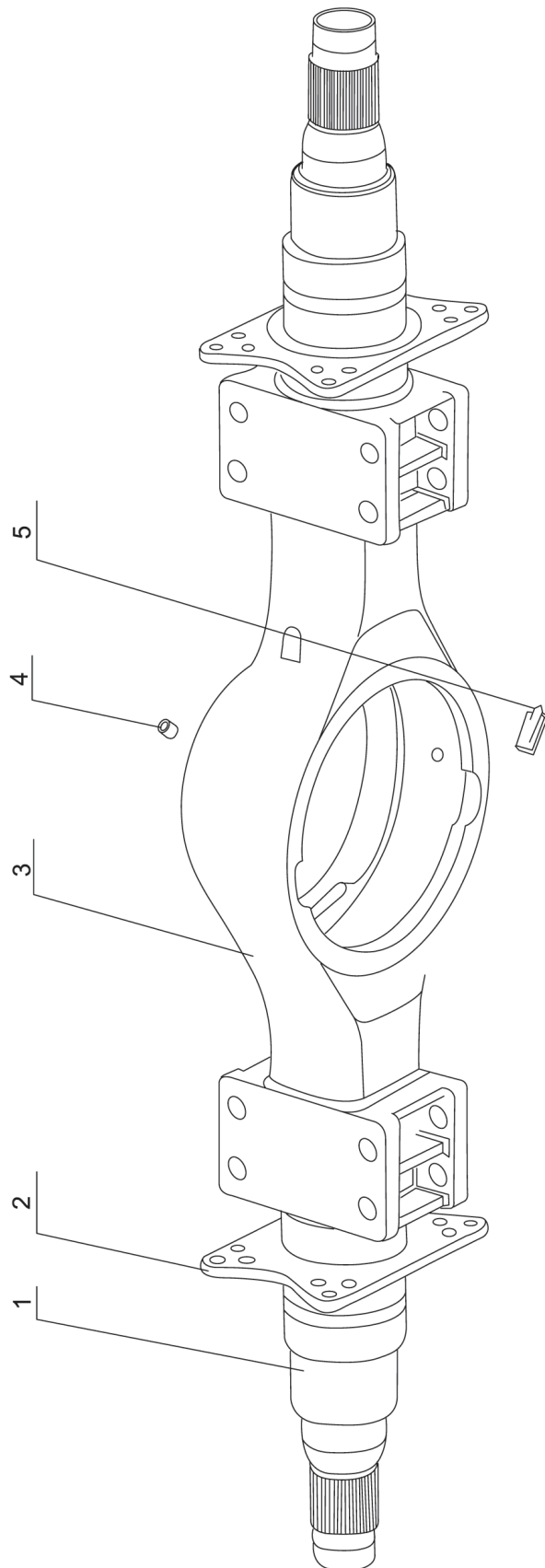
序号 NO.	部件号 PART NO.	零件名称 PART NAME		数量 QTY
1	93000021	轮边减速总成	Planetary assy.	2
2	75502324	轮辋螺栓M22×1.5LH×90	Rim bolt	12
3	80041003	轮辋螺母M22×1.5LH	Rim nut	12
4	94100014	制动器总成	Brake assy.	2
5	91110023	桥壳总成	Housing assy.	1
6	75500197	螺塞M24×1.5	Plug	2
7	53200005	组合密封垫24	Compound seal gasket	2
8	80788005	螺栓M14×1.5×60	Bolt	2
9	56100001	通气塞	Plug	1
10	79000142	半轴	Axle shaft	2
11	75502318	轮辋螺栓M22×1.5×90	Rim bolt	12
12	80041001	轮辋螺母M22×1.5LH	Rim nut	12
13	80788006	螺栓14×1.5×35	Bolt	10
14	82310500	主减速器总成	Carrier assy.	1
15	80788007	螺栓14×1.5×40	Bolt	2
16	51270005	销 12m6×20	Pin	3
17	80303004	防尘罩	Dust cover	2
18	52000002	垫圈10	Washer	8
19	52020003	垫圈10	Washer	8
20	50009011	螺栓M10×20	Bolt	8

第 27 图 C216BSD 后桥总成
FIG.27 Rear Axle Assembly



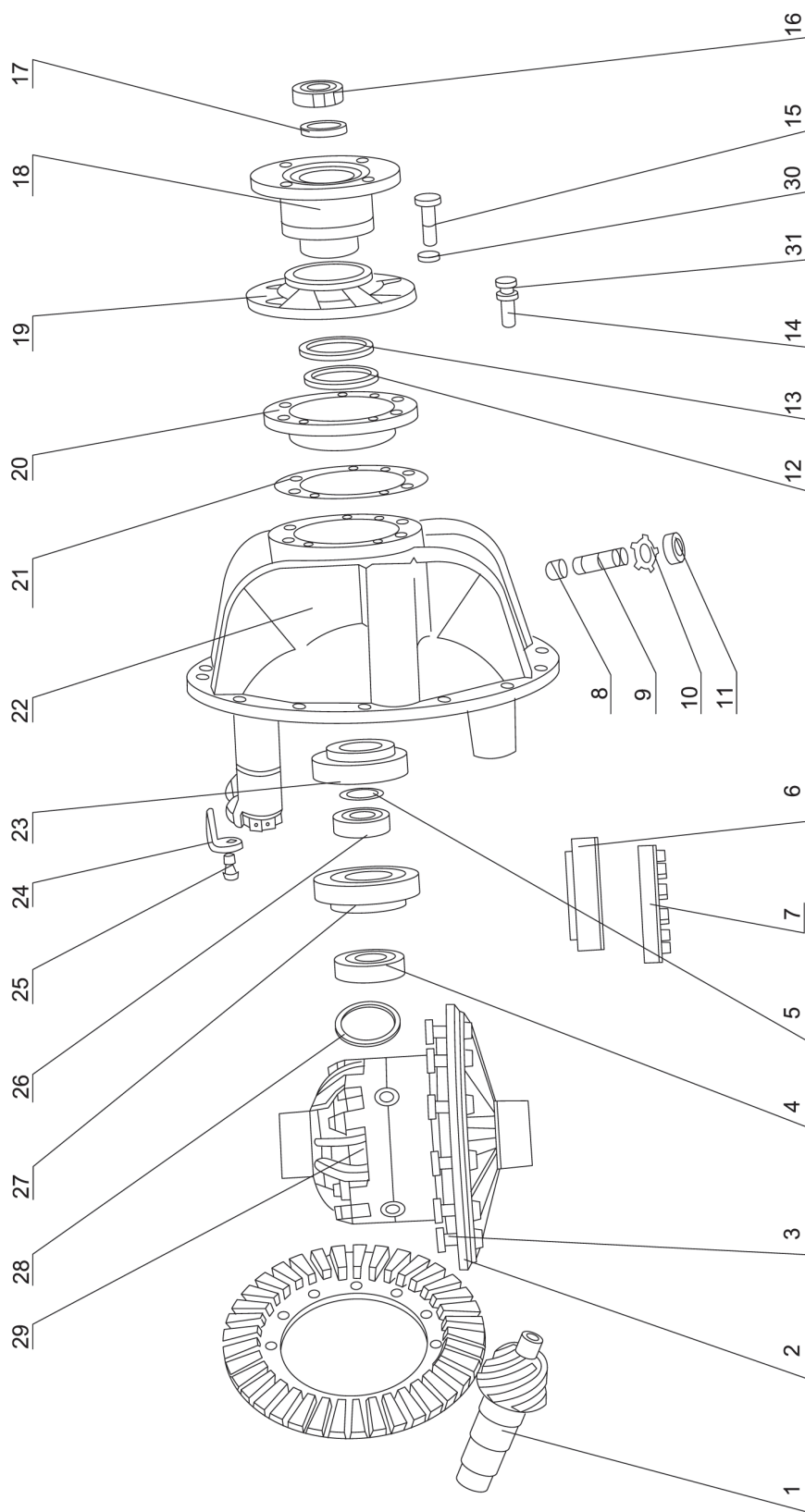
序号 NO.	部件号 PART NO.	零件名称 PART NAME	数量 QTY
1	93000021	轮边减速总成 Planetary assy.	2
2	75502318	轮辋螺栓M22×1.5×90 Rim bolt	12
3	80041001	轮辋螺母22×1.5LH Rim Bolt	12
4	94100014	双钳盘制动器总成 Brake assy.	2
5	91110023	桥壳总成 Housing assy.	1
6	75500197	螺塞M24×1.5 Plug	2
7	53200005	组合密封垫24 Compound seal gasket	2
8	56100001	通气塞Z1/8 Plug	1
9	79000142	半轴 Axle Shaft	2
10	75502324	轮辋螺栓M22×1.5LH×90 Rim Bolt	12
11	80041003	轮辋螺母M22×1.5LH Rim Nut	12
12	80788006	螺栓14×1.5×35 Bolt	10
13	80788007	螺栓14×1.5×40 Bolt	2
14	82311600	主减速器总成 Carrier assy.	1
15	80788005	螺栓14×1.5×40 Bolt	2
16	51270005	销12m6×20 Pin	3

第28图 桥壳总成
FIG.28 Housing Assembly



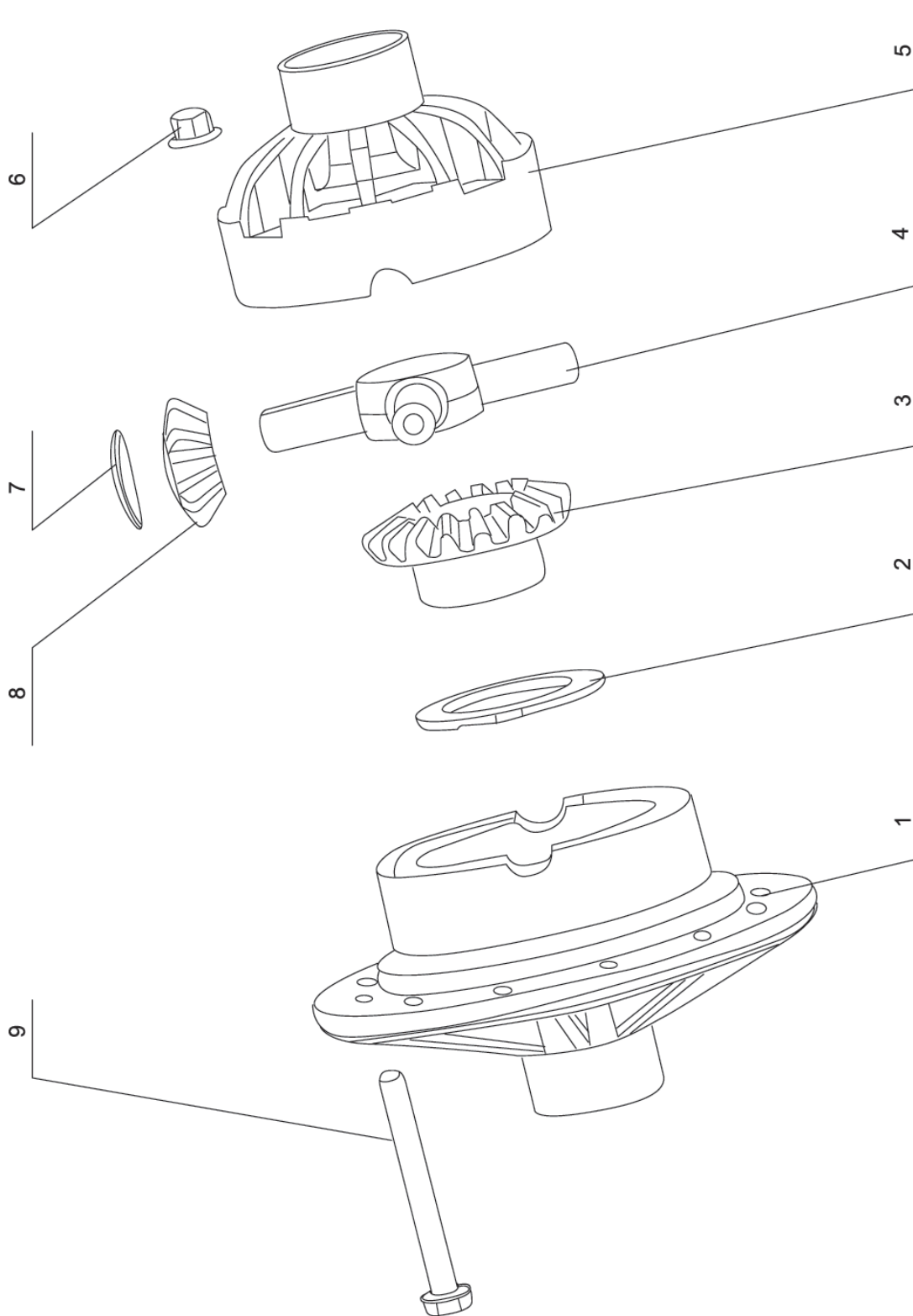
序号 NO.	部件号 PART NO.	零件名称 PART NAME		数量 QTY
0	91110023	桥壳总成	Housing assembly	1
1	91130008	支承轴	Spindle	2
2	81639101	制动钳支架	Bracket	2
3	81899101	桥壳	Housing	1
4	80351001	油管固定块	Oil condensate	1
5	70700556	挡油板	Oil baffle plate	1

第 29 图 主减速器总成
FIG.29 Carrier Assembly



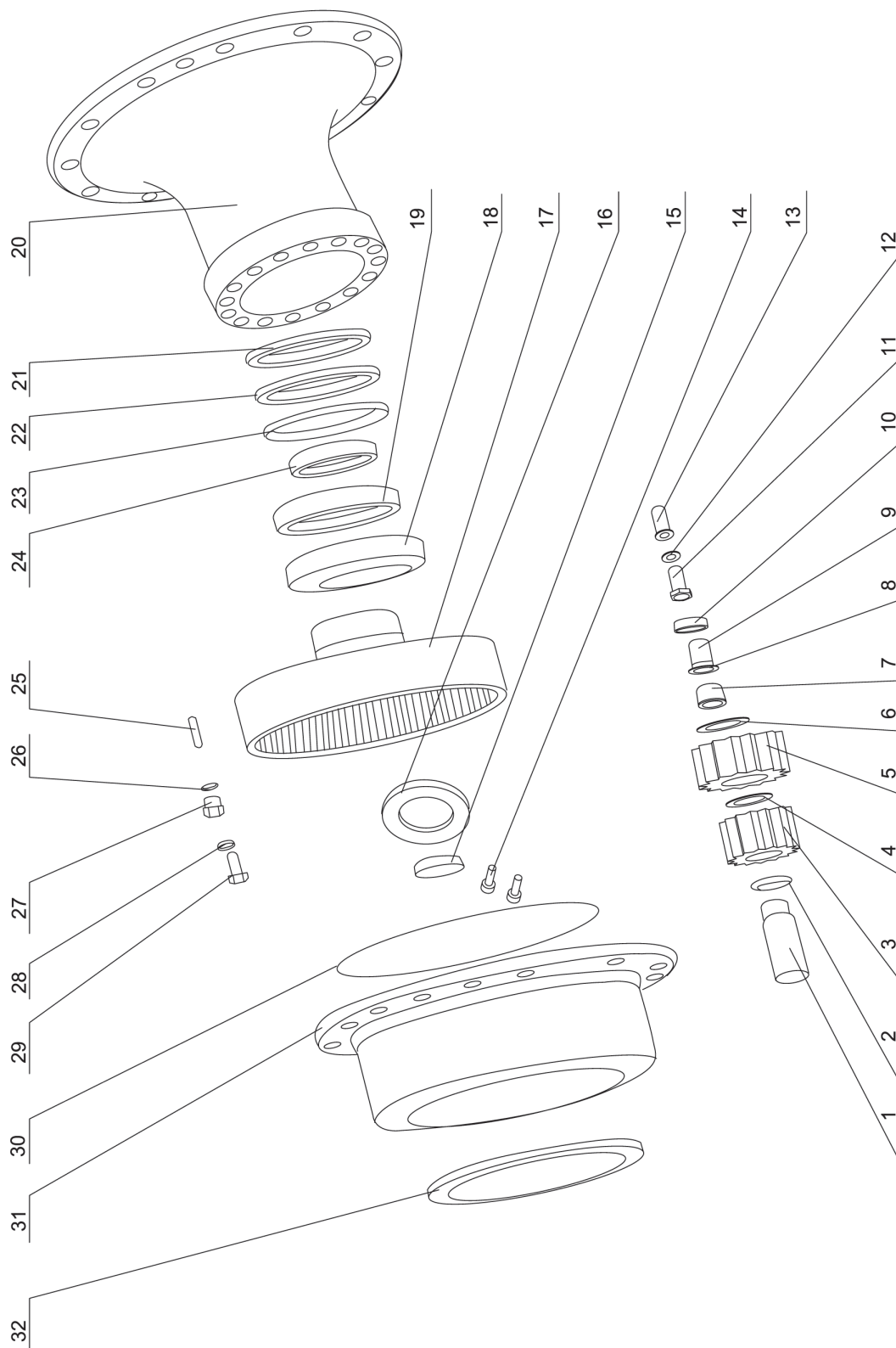
序号 NO.	部件号 PART NO.	零件名称 PART NAME	数量 QTY	
0	82310500	主减速器总成(前桥)	Carrier assy.(front axle)	1
	82311600	主减速器总成(后桥)	Carrier assy.(rear axle)	1
1	75201867	主传动齿轮副(前桥)8×37LH	Spur Pinion Set(front axle)	1
	75202362	主传动齿轮副(后桥)8×37RH	Spur Pinion Set(rear axle)	1
2	75501992	螺母 M14×1.5	Nut	12
3	75500003	螺栓 M14×1.5×50	Bolt	12
4	54500006	轴承 142807Y	Bearing	1
5	79605001	调整垫片组	Adjusting Shims	1
6	54500003	轴承 47686/47620A	Bearing	2
7	75200118	调整螺母	Adjusting Nut	2
8	79600096	铜套	Copper Copy	1
9	79600095	螺栓	Bolt	1
10	79600097	锁紧片	Lock Shim	1
11	51070004	螺母 M27×2	Nut	1
12	53500007	HMSA7 油封 80×100×10	Oil Seal	1
13	53500008	HMS4 油封 80×100×10	Oil Seal	1
14	50011008	螺栓 M12×1.5×55	Bolt	1
15	50011011	螺栓 M14×1.5×55	Bolt	7
16	75500269	锁紧螺母	Lock Nut	1
17	75500231	垫圈	Washer	1
18	82310501	连接法兰组件	Flange Assembly	1
19	75201770	盖	Cover	1
20	75201767	轴承座	Bearing Cage	1
21	79605013	调整垫片组	Adjusting Shims	1
22	79800027	主减壳体组件	Carrier Housing	1
23	54100015	轴承 31314	Bearing	1
24	75200054	锁紧片	Lock Shim	2
25	50004003	螺栓 M10×20	Bolt	2
26	79605010	调整隔套组	Bearing Spacers	1
27	54100014	轴承 31313	Bearing	1
28	52100012	挡圈 90	Snap Ring	1
29	82030502	差速器总成	Diff. Assembly	1
30	52020005	垫圈 14	Washer	7
31	52020004	垫圈 12	Washer	1

第 30 图 差速器总成
FIG.30 Diff. Assembly



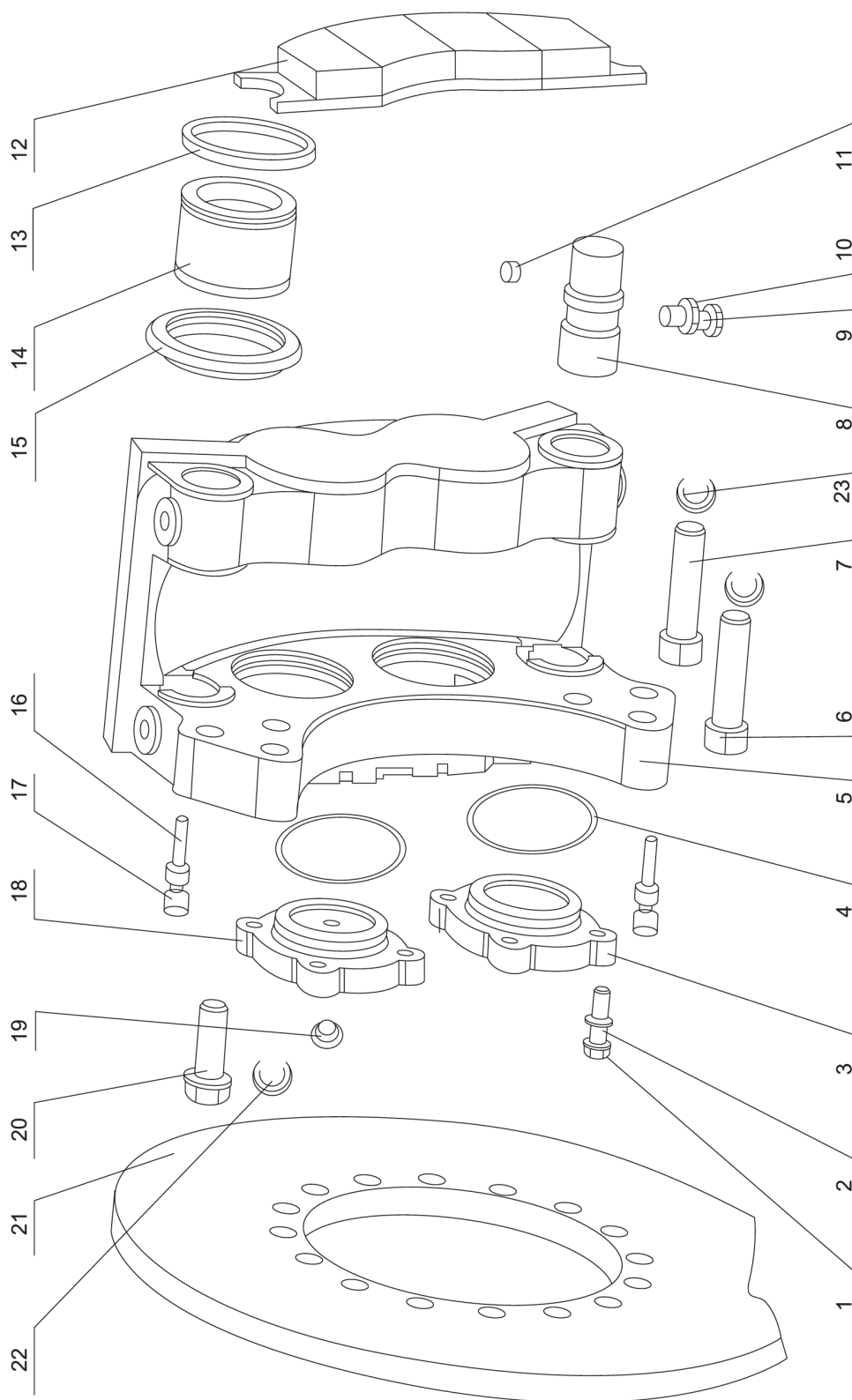
序号 NO.	部件号 PART NO.	零件名称 PART NAME	数量 QTY
0	82030502	差速器总成 Diff. assembly	1
1	82030506	差速器壳 Diff. case	1
2	82030504	半轴齿轮垫 Thrust washer	2
3	75201275	半轴齿轮 Side gear	2
4	82030505	十字轴 Spider	1
5	82030503	差速器壳 Diff. case	1
6	75501993	螺母M16×1.5 Nut	8
7	82030507	行星轮垫 Thrust washer	4
8	75201274	行星齿轮 Planet gear	4
9	75501981	凸缘螺栓 Bolt	8

第 31 图 轮边减速器总成
FIG.31 Planet Assembly



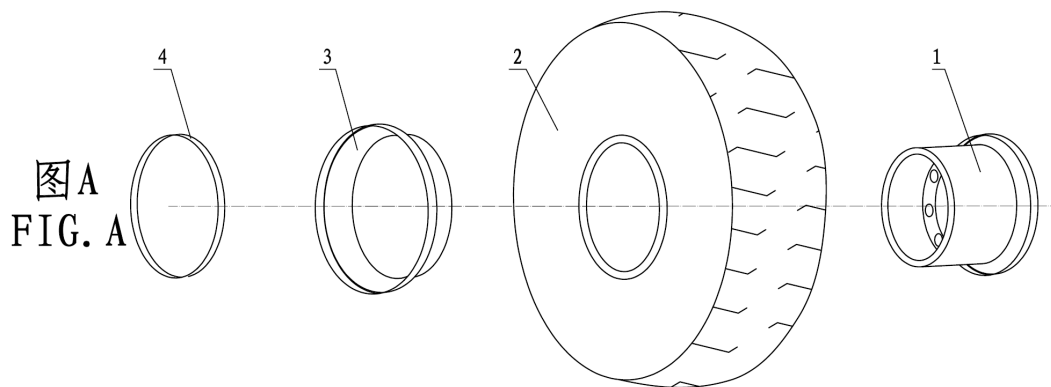
序号 NO.	部件号 PART NO.	零件名称 PART NAME	数量 QTY
0	93000021	轮边减速器总成 Planetary assy.	1
1	79001545	行星轮轴 Planet Pin	4
2	75600334	隔套 Sleeve	4
3	83000802	太阳轮 Sun Gear	1
4	52100009	挡圈50 Circlip	1
5	83000801	行星轮 Planet Gear	4
6	75600457	行星轮垫 Planet Gear Shim	8
7	75500197	螺塞M24×1.5 Plug	1
8	53200005	组合密封垫24 Compound Seal	1
9	79605020	调整支柱组 Adjustment Pin	1set
10	73520042	限位块 Limit Block	1
11	50012010	螺栓(前桥)M12×1.25×25 Bolt(front axle)	7
	50012010	螺栓(后桥)M12×1.25×25 Bolt(rear axle)	5
12	52020004	垫圈(前桥)12 Washer(front axle)	7
	52020004	垫圈(后桥)12 Washer(rear axle)	5
13	50140003	螺钉M10×30 Screw	3
14	83810304	紧固螺栓 Fixing Bolt	2
15	77000021	隔套 Sleeve	1
16	83899301	槽螺母 Nut	1
	83640301	槽螺母(前桥) Nut(front axle)	1
17	83640302	齿圈支承组件 Ring Hub Assembly	1
18	54100007	轴承32026 Bearing	1
19	54100006	轴承32024 Bearing	1
20	D3639301	轮毂 Hub	1
21	53510005	MFC油封FB150×180×16 Oil Seal	1
23	83496302	挡油板 Oil Guard Plate	1
24	83496301	挡圈 Circlip	1
25	75600330	滚针 Needle Roller	256
26	75500842	螺塞M12×1.25×9 Plug	1
27	53200002	组合密封垫12 Compound Seal Washer	1
28	52020003	垫圈10 Washer	1
29	50012005	螺栓M10×1.25×25 Bolt	1
30	83000810	密封圈 Gasket Ring	1
31	83310601	行星轮架 Spider	1
32	83688301	端盖 Cover	1

第 32 图 制动器总成
FIG.32 Brake Assembly

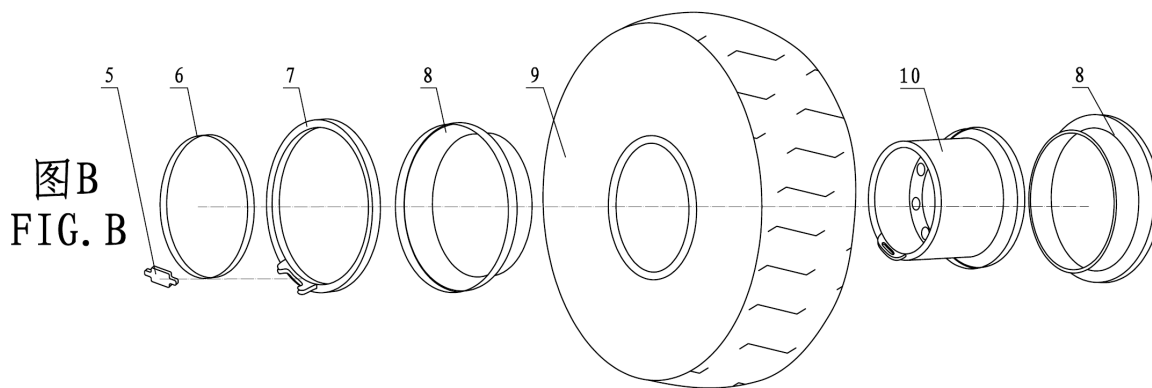


序号 NO.	部件号 PART NO.	零件名称 PART NAME	数量 QTY
1	50009015	螺栓M10×35 Bolt	16
2	52020003	垫圈10 Washer	16
3	75700443	封油分泵盖 Cover	2
4	53000010	O形密封圈75×3.1 O-seal ring	4
5	84741302	夹钳体 Caliper assy.	4
6	75502139	螺栓M20×60 Bolt	4
7	50009039	螺栓M20×60 Bolt	8
8	75700437	销轴 Pin	8
9	50009014	螺栓M10×30 Bolt	8
10	51014003	螺母M10 Nut	8
11	79900278	圆柱销 Column Pin	8
12	75700434	摩擦垫块总成 Friction Pad Assembly	4
13	75700439	矩形密封圈 Rectangle Seal	8
14	75700440	活塞 Piston	8
15	75700438	防尘圈 Dust ring	8
16	75700442	放气嘴 Bleeder valve	4
17	55400001	放气嘴保护罩 Cap	4
18	75700458	进油分泵盖 Cover	2
19	75700459	孔塞 Hole plug	2
20	75502011	螺栓M18×2×40 Bolt	16
21	84785301	制动盘 Brake disc	1
22	52020007	垫圈18 Washer	16
23	52020008	垫圈20 Washer	12

第33图 轮胎轮辋总成
FIG.33 Tyre & Rim Assembly



图A为普通轮胎 (FIG. A is ordinary tyre.)



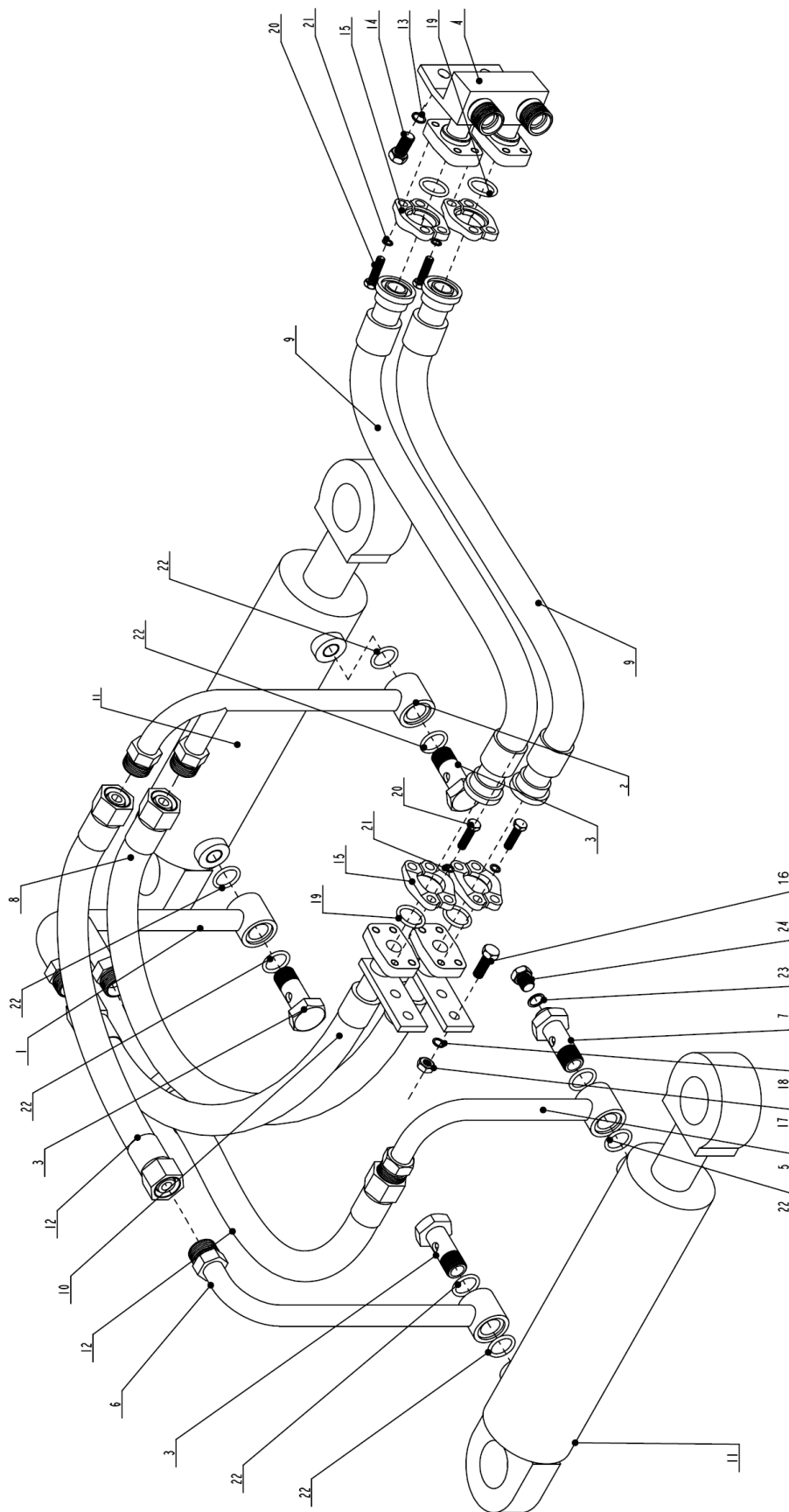
图B为真空轮胎 (FIG. B is vacuum tyre.)

序号 NO.	部件号 PART NO.	零件名称 PART NAME		数量 QTY
1	DG19.50/2.5-25.00C.01	轮辋19.50/2.5-25.00	Rim	4
2	23.5-25-16PR	轮胎总成(有内胎)	Tyre assembly(With inner tyre)	4
3	19.50/2.5-25.00-01	外轮缘	Band	4
4	19.50/2.5-25.00-03	锁环	Lock ring	4
5	W22.00/3.0-25.00-04	卡块	Block	4
6	W22.00/3.0-25.00-03	锁环	Lock ring	4
7	W11.25/2-25.00-01	外胎座	Tyre seat	4
8	W19.50/2.5-25.00-02	挡圈	Closing ring	8
9	23.5-25-16PR-W	轮胎总成(无内胎)	Tyre assembly(Without inner tyre)	4
10	DGW19.50/2.5-25.00.01	轮辋19.50/2.5-25.00	Rim	4



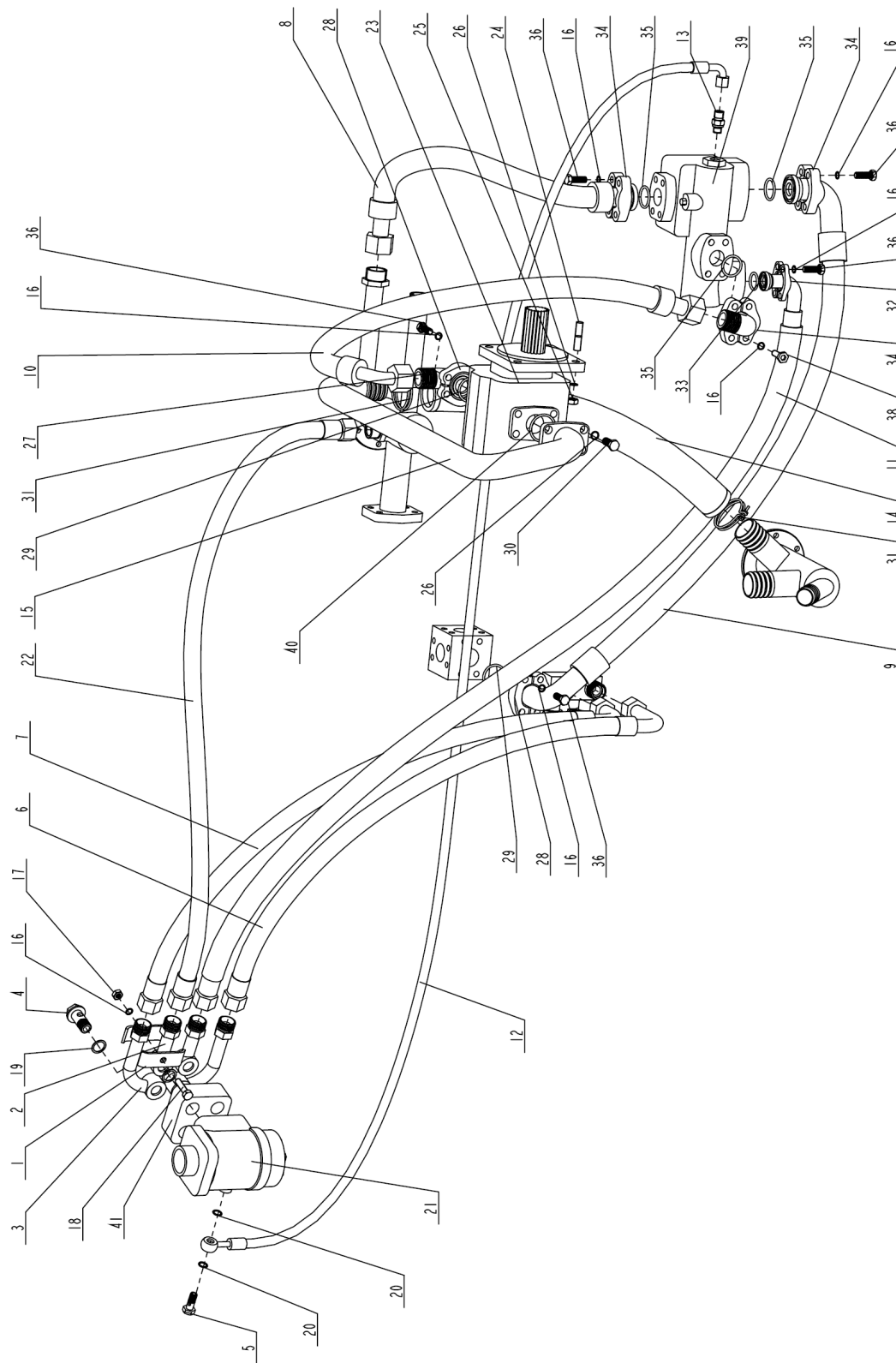
转向系统
STEERING SYSTEM

第 34 图 转向液压系统
 FIG.34 Steering Hydraulic System



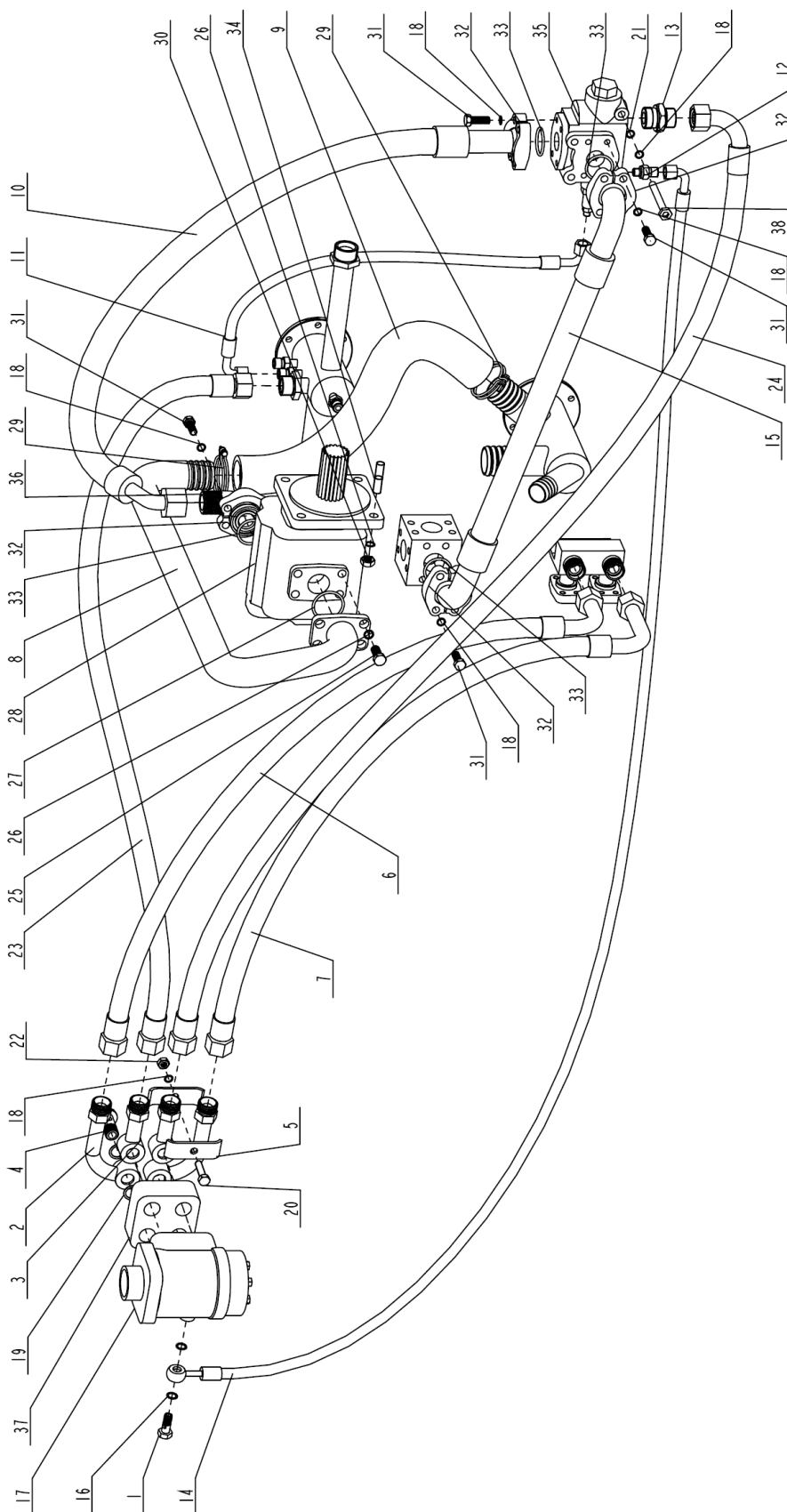
序号 NO.	部件号 PART NO.	零件名称 PART NAME	数量 QTY
1	ZL50G2-05001	右转向缸前接头 Right steering cylinder front joint	1
2	ZL50G2-05002	右转向缸后接头 Right steering cylinder rear joint	1
3	ZL50G2-05003	空心螺栓 Hollow bolt	3
4	ZL50G2-05004	后车架接头 Rear frame joint	1
5	ZL50G2-05010	左转向缸后接头 Left steering cylinder rear joint	1
6	ZL50G2-05011	左转向缸前接头 Left steering cylinder front joint	1
7	ZL50G2-05012	空心螺栓 Hollow bolt	1
8	ZL50G2-05019A	软管总成19-970 Hose assembly	1
9	ZL50G2-05020	软管总成19-1130 Hose assembly	2
10	ZL50G2-05027A	软管总成19-710 Hose assembly	1
11	DG958-05200	转向缸 Steering cylinder	2
12	JH100 19-660	软管总成19-660 Hose assembly	2
13	GB93 12	弹垫12 Spring washer	2
14	GB5783 M12x25	螺栓M12x25 Bolt	2
15	M1H-12	拼合法兰M8 Split flange	4
16	GB5783 M10×30	螺栓M10×30 Bolt	4
17	GB6170 M10	螺母M10 Nut	4
18	GB93 10	弹垫10 Spring washer	4
19	GB3452.1 25×3.55	O形圈25×3.55 O-ring	4
20	GB5783 M8×30	螺栓M8×30 Bolt	16
21	GB93 8	弹垫8 Spring washer	16
22	GB3452.1 23.6×3.55	O形圈23.6×3.55 O-ring	8
23	JB982 14	组合垫圈14 Combined washer	1
24	JB1000 M14×1.5	螺塞M14×1.5 Plug	1

第 35 图 转向泵/优先卸荷阀管路
 FIG.35 Steering Pump/Priority Unload Valve Piping



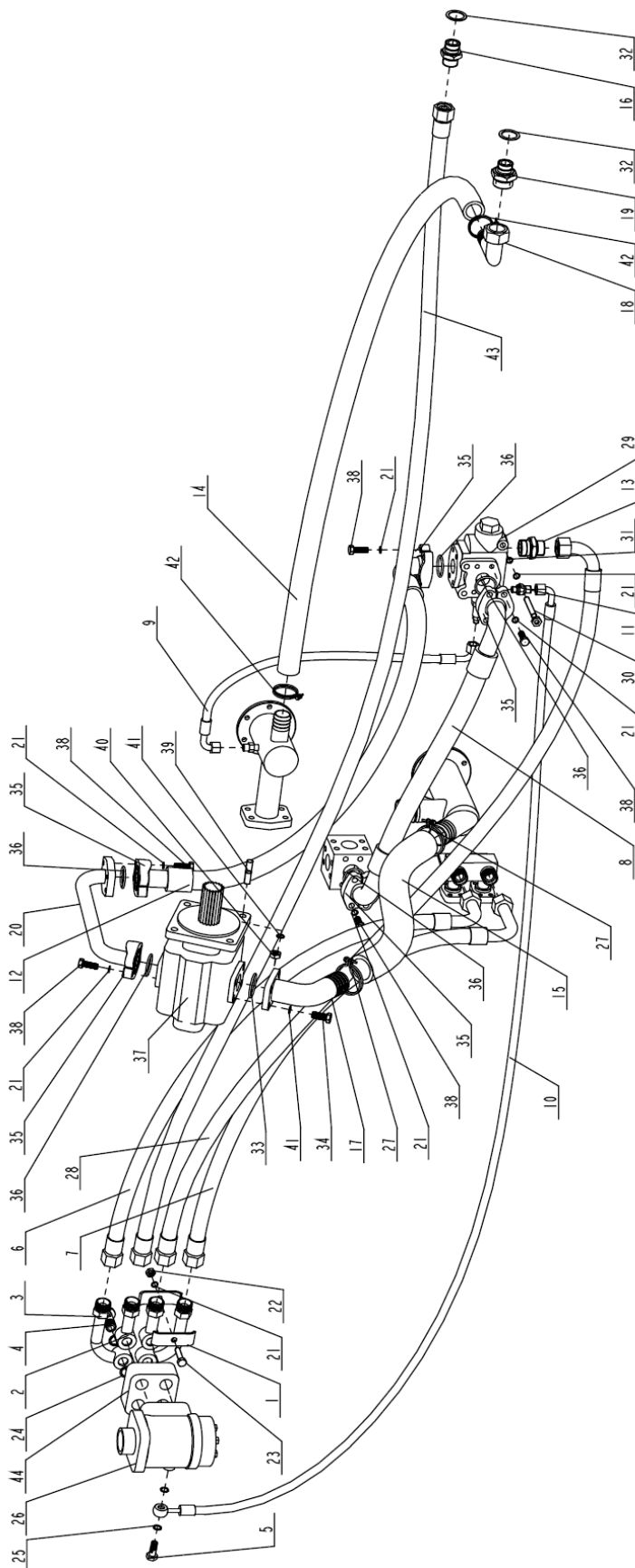
序号 NO.	部件号 PART NO.	零件名称 PART NAME	数量 QTY
1	ZL50G2-05029	管卡 Tube clip	4
2	ZL50G2-05013	转向器进回油接头 Oil in/out joint,steering device	2
3	ZL50G2-05014	至转向缸接头 To steering cylinder joint	2
4	ZL50G2-05015	空心螺栓 Hollow bolt	4
5	ZL50G2-05016	空心螺栓 Hollow bolt	1
6	ZL50G2-05021	软管总成19-1515 Hose assembly	1
7	ZL50G2-05022	软管总成19-1495 Hose assembly	1
8	DG956-05001	卸荷阀回油管 Oil return tube, unloading valve	1
9	DG956-05002	卸荷阀到油路板合流管 Confluence tube	1
10	DG956-05003	转向泵到卸荷阀油管 Oil tube	1
11	DG956-05004	转向器到卸荷阀油管 Oil tube	1
12	DG956-05005	转向器到卸荷阀反馈油管 Reaction oil tube	1
13	DG956-05007	接头 Joint	1
14	ZL50G3-05017	低压耐油胶管φ45×810 Hose	1
15	ZL50G3-05018	转向泵进油钢管 Steering pump oil-in steel tube	1
16	GB93 10	弹垫10 Spring washer	28
17	GB6170 M10	螺母M10 Nut	2
18	GB5783 M10×40	螺栓M10×40 Bolt	2
19	JB982 20	组合垫圈20 Combined washer	8
20	JB982 12	组合垫圈12 Combined washer	2
21	BZZ-1000	转向器总成 Steering device assy.	1
22	JH100 19I-1250	软管总成19I-1250 Hose assembly	1
23	JHP2100	齿轮泵P反 Gear pump	1
24	GB 898 M12x35	螺柱A M12x35 Double-screw bolt	4
25	GB6170 M12	螺母M12 Nut	4
26	GB93 12	弹垫12 Spring washer	8
27	LFS1 1/4 /28LA	直角法兰接头 Flange joint	1
28	51H-20	拼合法兰 Split flange	3
29	GB3452.1 37.5×3.55	O形圈37.5×3.55 O-ring	3
30	GB5783 M12x30	螺栓M12x30 Bolt	4
31	GB3618.1 57~62	双钢丝卡箍57~62 Clamp	4
32	M1H-12(M10)	拼合法兰 Split flange	1
33	GB3452.1 25×3.55	O形圈25×3.55 O-ring	1
34	M1H-16	拼合法兰 Split flange	3
35	GB3452.1 32.5×3.55	O形圈32.5×3.55 O-ring	3
36	GB5783 M10x30	螺栓M10x30 Bolt	20
37	LFS1/28L	直角法兰接头 Flange joint	1
38	GB70 M10×30	螺钉M10×30 Screw	4
39	YXH25	优先卸荷阀 Priority unloading valve	1
40	GB3452.1 43.7×3.55	O形圈43.7×3.55 O-ring	1
41	FKBR-3022	组合阀块 Combined valve	1

第 36 图 转向泵/优先阀管路(先导)
 FIG.36 Steering Pump/Priority Valve Piping(Pilot)



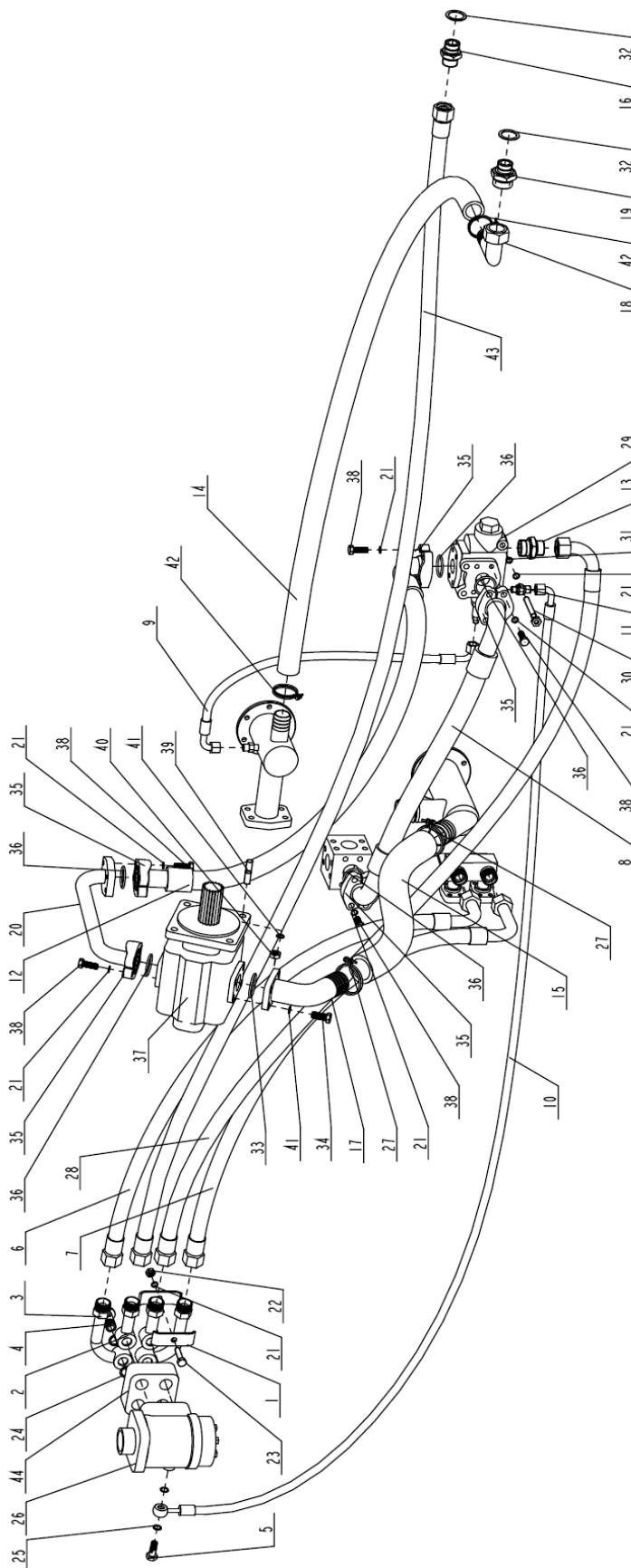
序号 NO.	部件号 PART NO.	零件名称 PART NAME		数量 QTY
1	ZL50G2-05016	空心螺栓	Hollow bolt	1
2	ZL50G2-05014	至转向缸接头	To steering cylinder joint	2
3	ZL50G2-05013	转向器进回油接头	Oil in/out joint,steering device	2
4	ZL50G2-05015	空心螺栓	Hollow bolt	4
5	ZL50G2-05029	管卡	Tube clip	4
6	ZL50G2-05022	软管总成19-1495	Hose assembly	1
7	ZL50G2-05021	软管总成19-1515	Hose assembly	1
8	ZL50G3-05018	转向泵进油钢管	Steering pump oil-in steel tube	1
9	ZL50G3-05017	低压耐油胶管φ45×810	Hose	1
10	ZL50FIII-05024A	转向泵到优先阀油管	Oil tube	1
11	ZL50G3-05025	软管总成8 I -700	Pipe assembly	1
12	ZL50G2-05005	反馈油管接头	Reaction joint	2
13	ZL50G2-05006	优先阀接头	Joint	1
14	ZL50G3-05026	转向器到优先阀反馈油管	Reaction oil tube	1
15	ZL50G3-05023	优先阀到油路板合流管	Oil tube	1
16	JB982 12	组合垫圈12	Combined washer	2
17	BZZ-1000	转向器总成	Steering device assy.	1
18	GB93 10	弹垫10	Spring washer	20
19	JB982 20	组合垫圈20	Combined washer	8
20	GB5783 M10×40	螺栓M10×40	Bolt	2
21	GB95 10	垫圈10	Washer	2
22	GB6170 M10	螺母M10	Nut	2
23	JH100 19I-1250	软管总成19I-1250	Hose assembly	1
24	JH100 19-2200(1×90°)	软管总成19-2200	Hose assembly	1
25	GB5783 M12×35	螺栓M12x35	Bolt	6
26	GB93 12	弹垫12	Spring washer	8
27	GB3452.1 43.7×3.55	O形圈43.7×3.55	O-ring	1
28	JHP2100	齿轮泵P反	Gear pump	1
29	JB3618.1 57-62	双钢丝卡箍57~62	Clamp	4
30	GB6170 M12	螺母M12	Nut	2
31	GB5783 M10×30	螺栓M10x30	Bolt	16
32	51H-20	拼合法兰	Split flange	4
33	GB3452.1 37.5×3.55	O形圈37.5×3.55	O-ring	4
34	GB898 M12×50	螺柱A M12x50	Double-screw bolt	2
35	YXL-F250F-N7	优先阀	Priority valve	1
36	LFS 1 1/4"28LA	直角法兰接头	Jopint	1
37	FKBR-3022	组合阀块	Combined valve	1
38	GB70 M10×90	螺钉M10×90	Screw bolt	3

第 37 图 转向泵/优先阀管路(配电控箱)
 FIG.37 Steering Pump/Priority Valve Piping(For E-Gearbox)



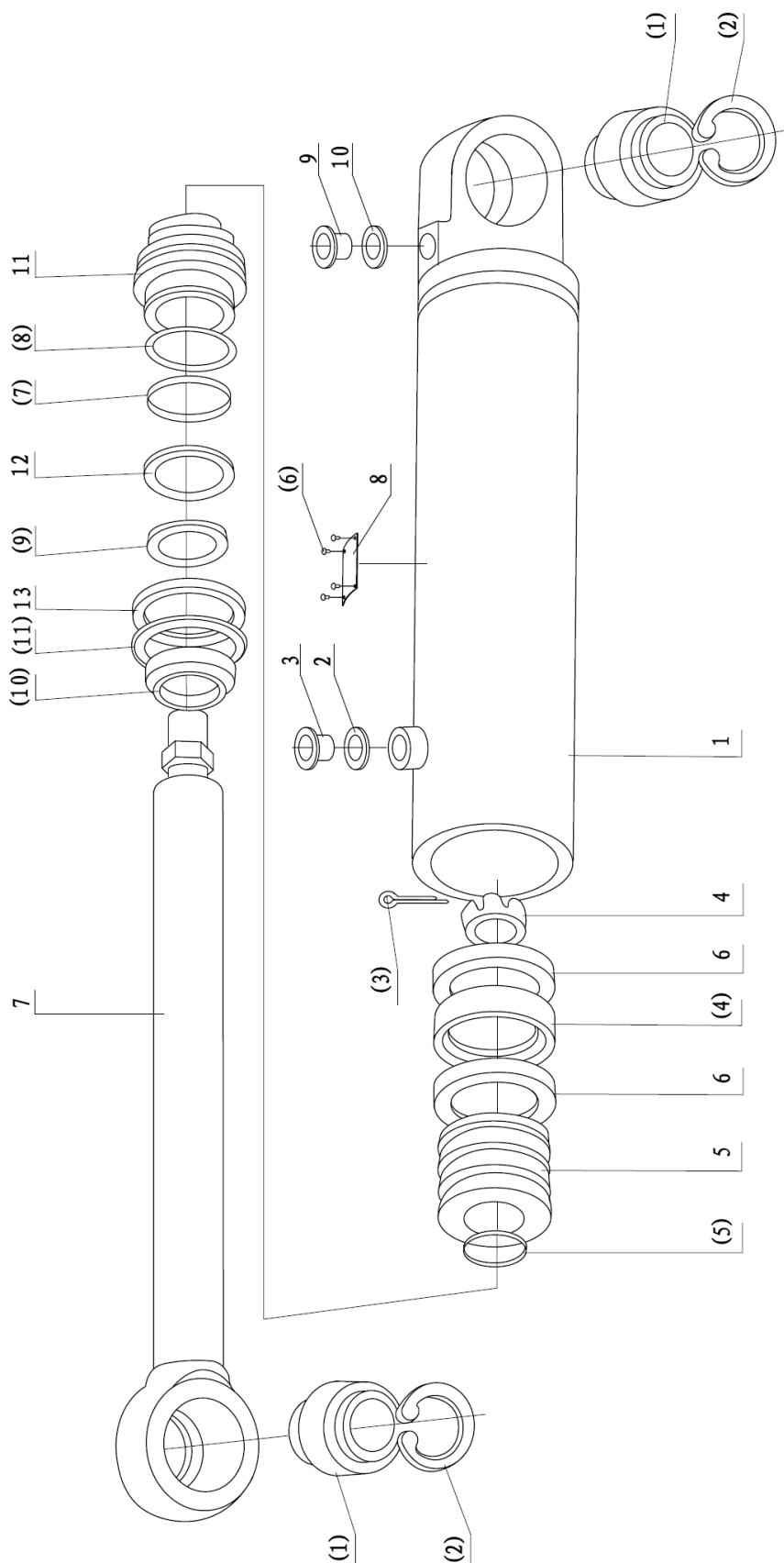
序号 NO.	部件号 PART NO.	零件名称 PART NAME	数量 QTY
1	ZL50G2-05029	管卡 Tube clip	4
2	ZL50G2-05013	转向器进回油接头 Oil in/out joint,steering device	2
3	ZL50G2-05014	至转向缸接头 To steering cylinder joint	2
4	ZL50G2-05015	空心螺栓 Hollow bolt	4
5	ZL50G2-05016	空心螺栓 Hollow bolt	1
6	ZL50G2-05022	软管总成19-1495 Hose assembly	1
7	ZL50G2-05021	软管总成19-1515 Hose assembly	1
8	ZL50G3-05023	优先阀到油路板合流管 Oil tube, steering pump to priority valve	1
9	DG956W II -05026	软管总成8I-700 Hose assy.	1
10	ZL50G3-05026	转向器到优先阀反馈油管 Deflector to priority valve reaction oil tube	1
11	ZL50G2-05005	反馈油管接头 Reaction oil tube joint	2
12	DG956W II -05025	转向泵到优先阀油管 Oil tube, steering pump to priority valve	1
13	ZL50G2-05006	优先阀接头 Priority valve joint	1
14	DG956W II -05007	低压耐油胶管32×2600 Hose	1
15	DG956W II -05018	低压耐油胶管45×680 Hose	1
16	DG956W II -05008	散热器进油接头 Radiator oil-in joint	1
17	DG956W II -05019	转向泵进油钢管 Steering pump oil-in steel tube	1
18	DG956W II -05030	直角接头 Right-angle joint	1
19	DG956W II -05009	散热器出油接头 Radiator oil-out joint	1
20	DG956W II -05031	转向泵出油钢管 Steering pump oil-out steel tube	1
21	GB93 10	弹垫10 Spring washer	36
22	GB6170 M10	螺母M10 Nut	2
23	GB5783 M10×40	螺栓M10×40 Bolt	2
24	JB982 20	组合垫圈20 Combined washer	8
25	JB982 12	组合垫圈12 Combined washer	2
26	BZZ-1000	转向器总成 Steering device assy.	1
27	JB3618.1 57-62	双钢丝卡箍57-62 Clamp	4
28	JH100 19-2250	软管总成19-2250(1×90°) Hose assembly	1
29	250F15N7	优先阀 Priority valve	1
30	GB70 M10x90	螺钉M10x90 Screw	2
31	GB95 10	垫圈 10 Washer	2
32	JB982 30	组合垫圈30 Combined washer	2
33	GB3452.1 43.7×3.55	O型圈43.7×3.55 O-ring	1
34	GB5783 M12x30	螺栓M12x30 Bolt	4
35	51H-20	拼合法兰 Flange	6

第 37 图 转向泵/优先阀管路(配电控箱)
 FIG.37 Steering Pump/Priority Valve Piping(For E-Gearbox)



序号 NO.	部件号 PART NO.	零件名称 PART NAME		数量 QTY
36	GB3452.1 37.5×3.55	O型圈37.5×3.55	O-ring	6
37	JHP3100	齿轮泵(反转)	Gear pump	1
38	GB5783 M10x35	螺栓M10x35	Bolt	32
39	GB 898 M12x50	螺柱A M12x50	Double-screw bolt	4
40	GB6170 M12	螺母M12	Nut	4
41	GB93 12	弹垫12	Spring washer	8
42	JB3618.1 43~48	双钢丝卡箍43~48	Clamp	4
43	JH100 19I-3200	软管总成19I-3200	Hose assembly	1
44	FKBR-3022	组合阀块	Combined valve	1

第 38 图 转向油缸(370901)
FIG.38 Steering Cylinder

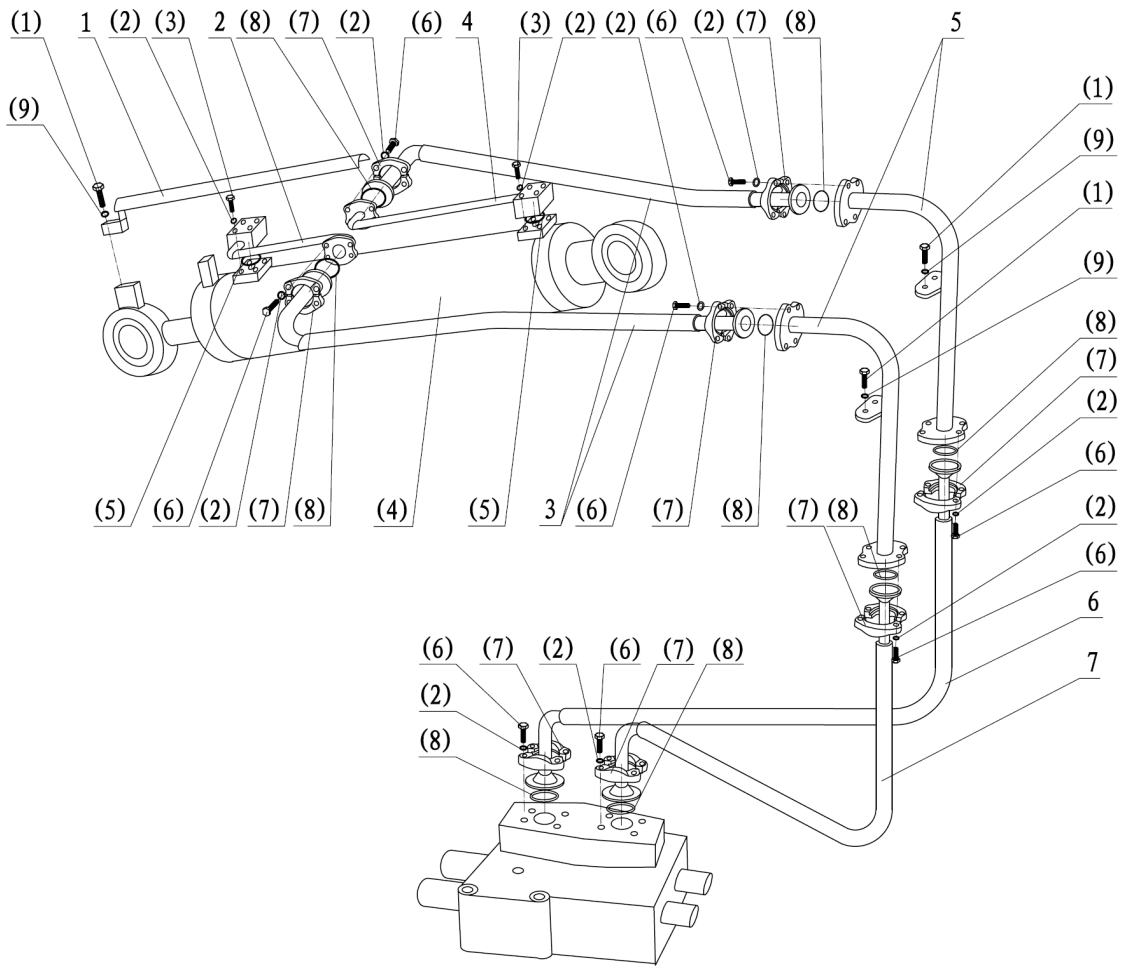


序号 NO.	部件号 PART NO.	零件名称 PART NAME		数量 QTY
0	DG958-05200	转向油缸	Steering cylinder	1
1	ZL50QD.30.1	缸筒总成	Cylinder assembly	1
2	ZL50QD.30-8	缸底油口橡胶垫	Rubber pad	1
3	ZL50QD.30-7	缸底油口保护塞	Protection plug	1
4	ZL50QD.30-10A	开槽螺母M29×2	Slotted nut	1
5	ZL50QD.30-2A	活塞	Piston	1
6	ZL50QD.30-6	支承环	Support ring	2
7	ZL50QD.30.2AA	活塞杆	Piston rod	1
8	ZL50DG2.30-1	铭牌	Nameplate	1
9	ZL50QD.30-11	缸筒油口保护塞	Protection plug	1
10	ZL50QD.30-10	缸筒油口橡胶垫	Rubber pad	1
11	ZL50QD.30-3A	导向套	Guide sleeve	1
12	ZL50QD.30-5	卡键	Card key	1
13	ZL50QD.30-4	挡环	Retaining ring	1
(1)	GB304.5 GE50ES	关节轴承GE50ES	Joint bearing	2
(2)	GB893.1 75	孔用弹性挡圈75	Hole circlip	4
(3)	GB91 6.3×70	开口销6.3×70	Cotter pin	1
(4)	GH100×84.5×6.3	格莱圈D100	Glyd ring	1
(5)	GB1235 40×3.1	O形圈40×3.1	O-ring	1
(6)	GB867 2×4	铆钉2×4	Rivet	4
(7)	GS55×70.1×6.3	斯特封D55	Step ring	1
(8)	GB1235 100×5.7	O形圈100×5.7	O-ring	2
(9)	SIL55×70×12.5	KY圈D55	KY-ring	1
(10)	MH55×69×6/8	防尘圈D55	Dust ring	1
(11)	GB894.1 90	轴用弹性挡圈90	Shaft circlips	1



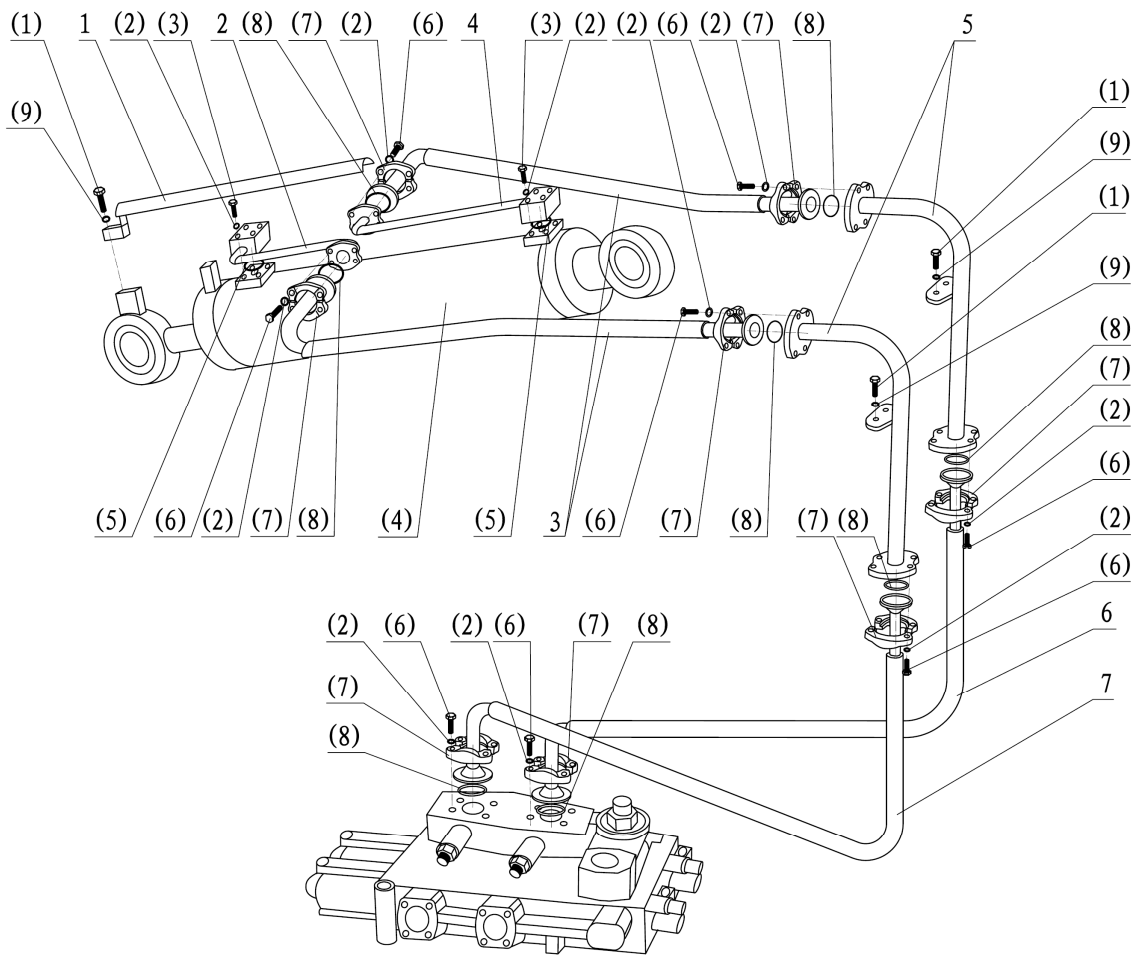
工作系统
WORK SYSTEM

第39图 翻斗缸管路
FIG.39 Tipping Cylinder Piping



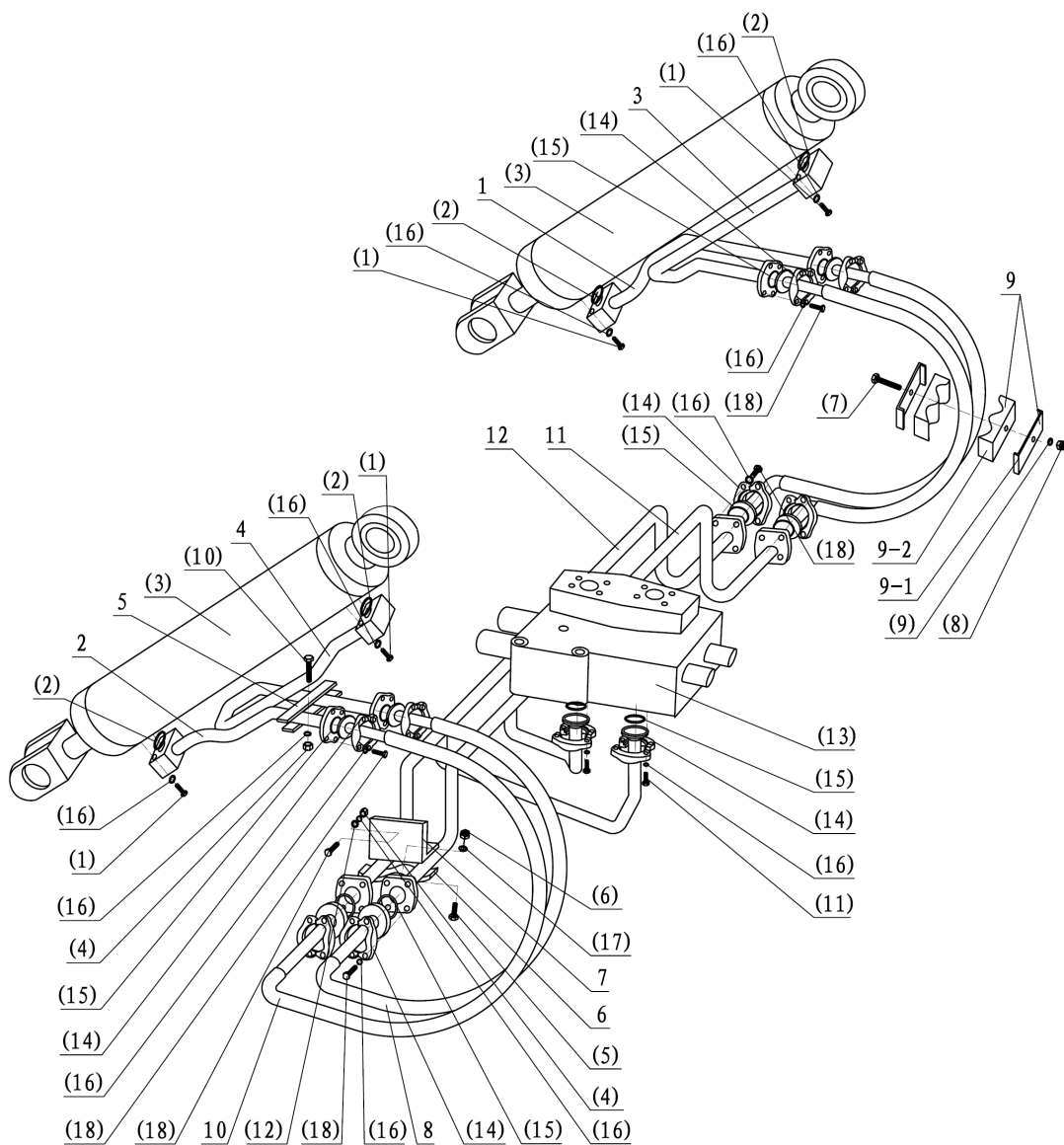
序号 NO.	部件号 PART NO.	零件名称 PART NAME		数量 QTY
1	ZL50G2-06001A	缸杆保护装置	Lever protector	1
2	ZL50G2-06002	翻斗缸小腔接管(长臂金刚)	Small cavity nozzle(Long arm king)	1
	ZL50G2-06002A	翻斗缸小腔接管	Small cavity nozzle	1
3	ZL50G2-06003	翻斗缸油管	Oil tube	2
4	ZL50G2-06004	翻斗缸大腔接管	Big cavity nozzle	1
5	DG956N1-06006	翻斗缸中接头	Mid-joint	2
6	ZL50FIII-06018	翻斗缸进油管I	Oil-in tube I	1
7	ZL50FIII-06016	翻斗缸进油管II	Oil-in tube II	1
(1)	GB5783 M12×25	螺栓M12×25	Bolt	6
(2)	GB93 10	弹垫10	Spring washer	40
(3)	GB5783 M10×65	螺栓M10×65	Bolt	8
(4)	DG958-06500	翻斗缸	Tipping cylinder	1
	DG956-06500A	翻斗缸(长臂金刚)	Tipping cylinder(Long arm king)	1
(5)	GB3452.2 32.5×3.55	O形圈32.5×3.55	O-ring	2
(6)	GB5783 M10×35	螺栓M10×35	Bolt	32
(7)	51H-20	法兰	Flange	8
(8)	GB3452.2 37.5×3.55	O形圈37.5×3.55	O-ring	8
(9)	GB93 12	弹垫12	Spring washer	6

第 40 图 翻斗缸管路(先导)
 FIG.40 Tipping Cylinder Piping(Pilot)



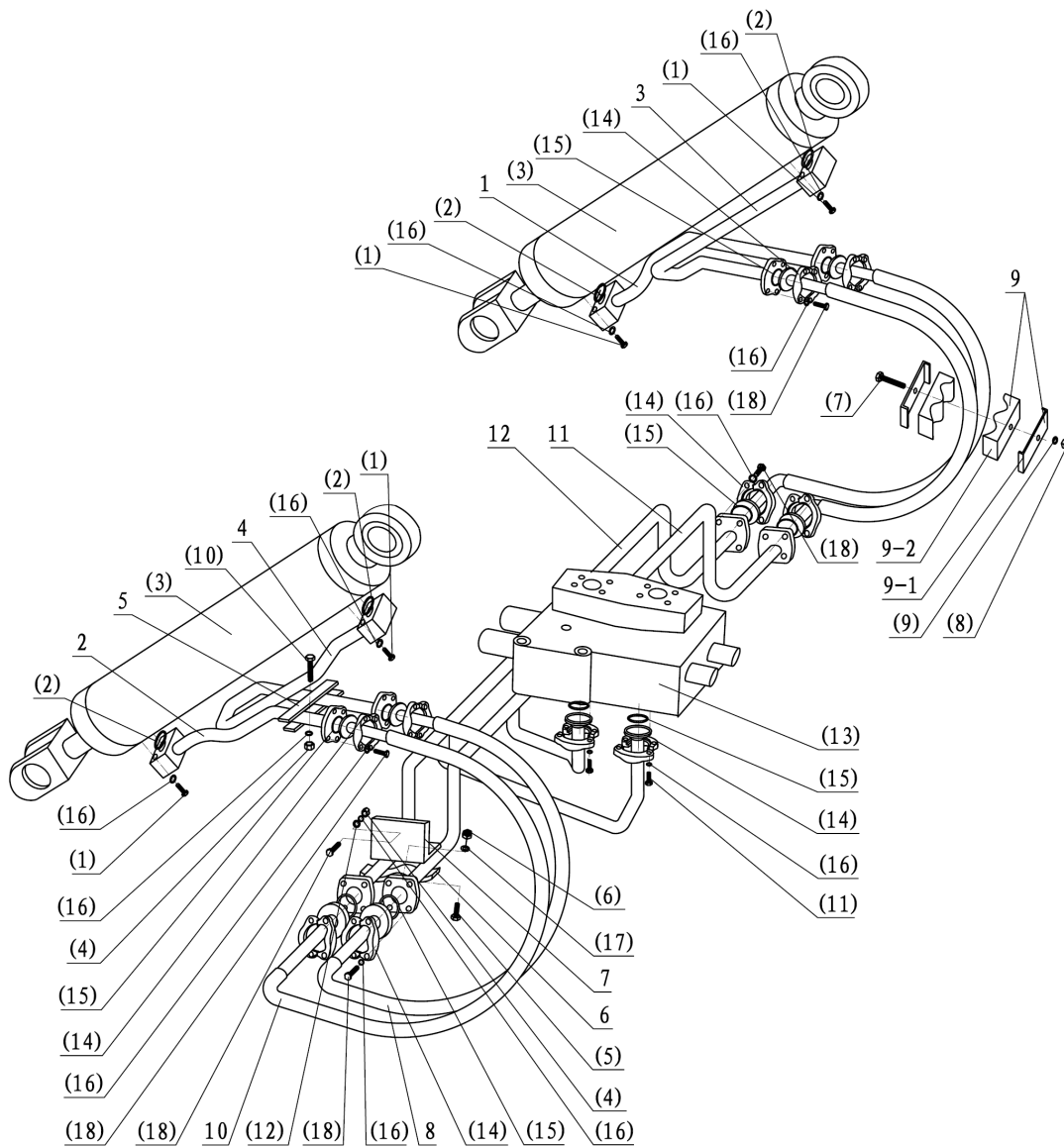
序号 NO.	部件号 PART NO.	零件名称 PART NAME		数量 QTY
1	ZL50G2-06001A	缸杆保护装置	Lever protector	1
2	ZL50G2-06002	翻斗缸小腔接管(长臂金刚)	Small cavity nozzle(Long arm king)	1
	ZL50G2-06002A	翻斗缸小腔接管	Small cavity nozzle	1
3	ZL50G2-06003	翻斗缸油管	Oil tube	2
4	ZL50G2-06004	翻斗缸大腔接管	Big cavity nozzle	1
5	DG956N1-06006	翻斗缸中间接头	Mid-joint	2
6	ZL50G2-06033	工作阀中间油管 I	Mid-pipe I,work valve	1
7	ZL50G2-06028	工作阀中间油管 II	Mid-pipe II,work valve	1
(1)	GB5783 M12×25	螺栓 M12×25	Bolt	6
(2)	GB93 10	弹垫 10	Spring washer	40
(3)	GB5783 M10×65	螺栓 M10×65	Bolt	8
(4)	DG958-06500	翻斗缸	Tipping cylinder	1
	DG956-06500A	翻斗缸(长臂金刚)	Tipping cylinder(Long arm king)	1
(5)	GB3452.2 32.5×3.55	O 形圈 32.5×3.55	O-ring	2
(6)	GB5783 M10×35	螺栓 M10×35	Bolt	32
(7)	51H-20	法兰	Flange	8
(8)	GB3452.2 37.5×3.55	O 形圈 37.5×3.55	O-ring	8
(9)	GB93 12	弹垫 12	Spring washer	6

第41图 举升缸管路
FIG.41 Lifting Cylinder Piping



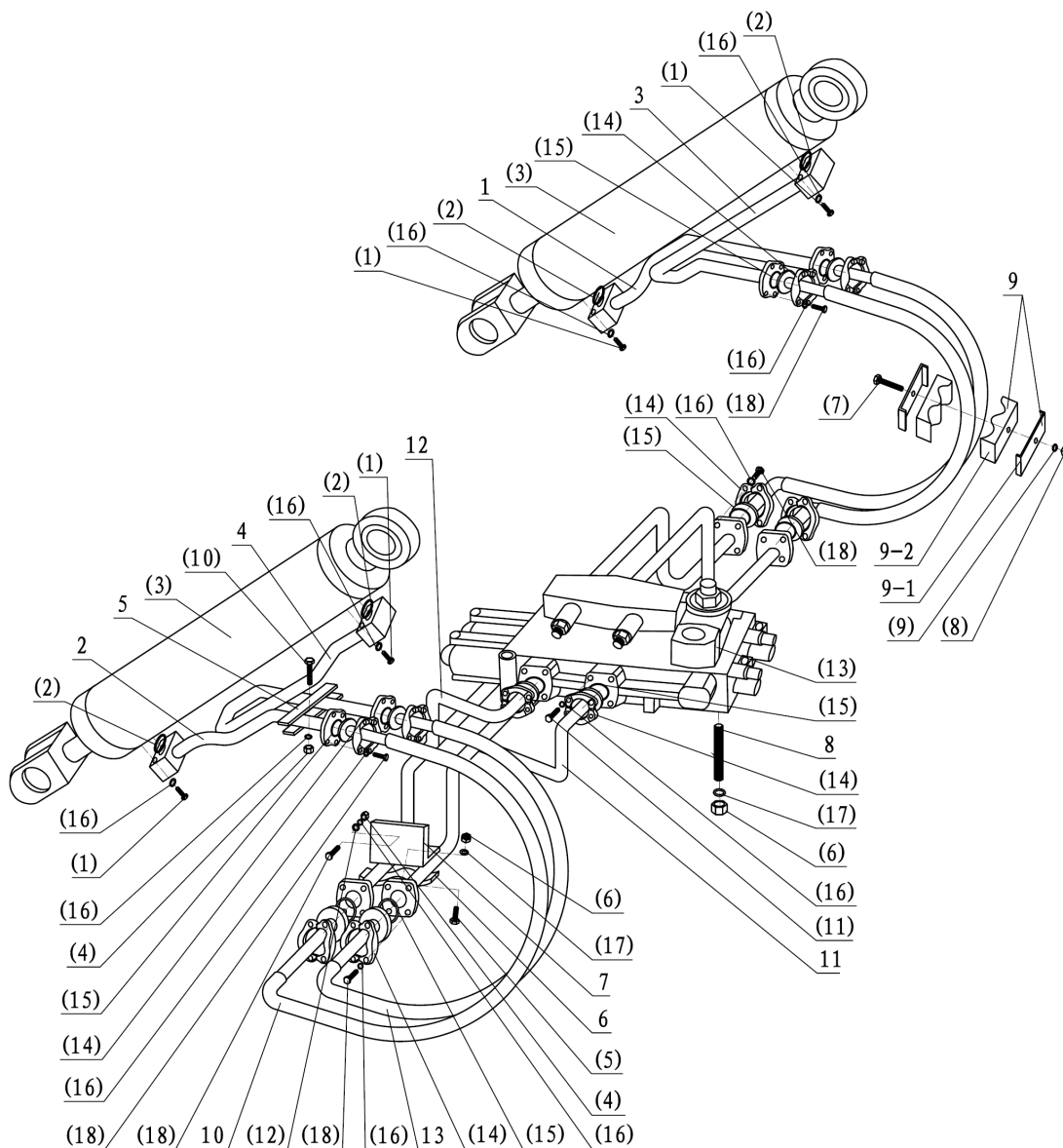
序号 NO.	部件号 PART NO.	零件名称 PART NAME	数量 QTY
1	ZL50G2-06046	举升缸小腔接头(右) Joint, lifting cylinder small cavity(R)	1
2	ZL50G2-06045	举升缸小腔接头(左) Joint, lifting cylinder small cavity(L)	1
3	ZL50G2-06049B	举升缸大腔接头(右) Joint, lifting cylinder large cavity(R)	1
4	ZL50G2-06048B	举升缸大腔接头(左) Joint, lifting cylinder large cavity(L)	1
5	ZL50G2-06054	管卡 Tube clip	4
6	ZL50G2-06050B	管卡 Tube clip	2
7	ZL50FIII-06042A	连接板 Connect board	2
8	ZL50G2-06041	举升缸大腔油管 Tube, lifting cylinder large cavity	2
9	ZL50G2-06047C	管卡 Tube clip	4
9-1	ZL50G2-06047C-1	压板 Press plate	4
9-2	ZL50G2-06047C-2	固定板 Fixed plate	4
10	ZL50G2-06042	举升缸小腔油管 Tube, lifting cylinder small cavity	2
11	ZL50FIII-06021A	工作阀大腔中接头 Joint of work valve large cavity	1
12	ZL50FIII-06020A	工作阀小腔中接头 Joint of work valve small cavity	1

第41图 举升缸管路
FIG.41 Lifting Cylinder Piping



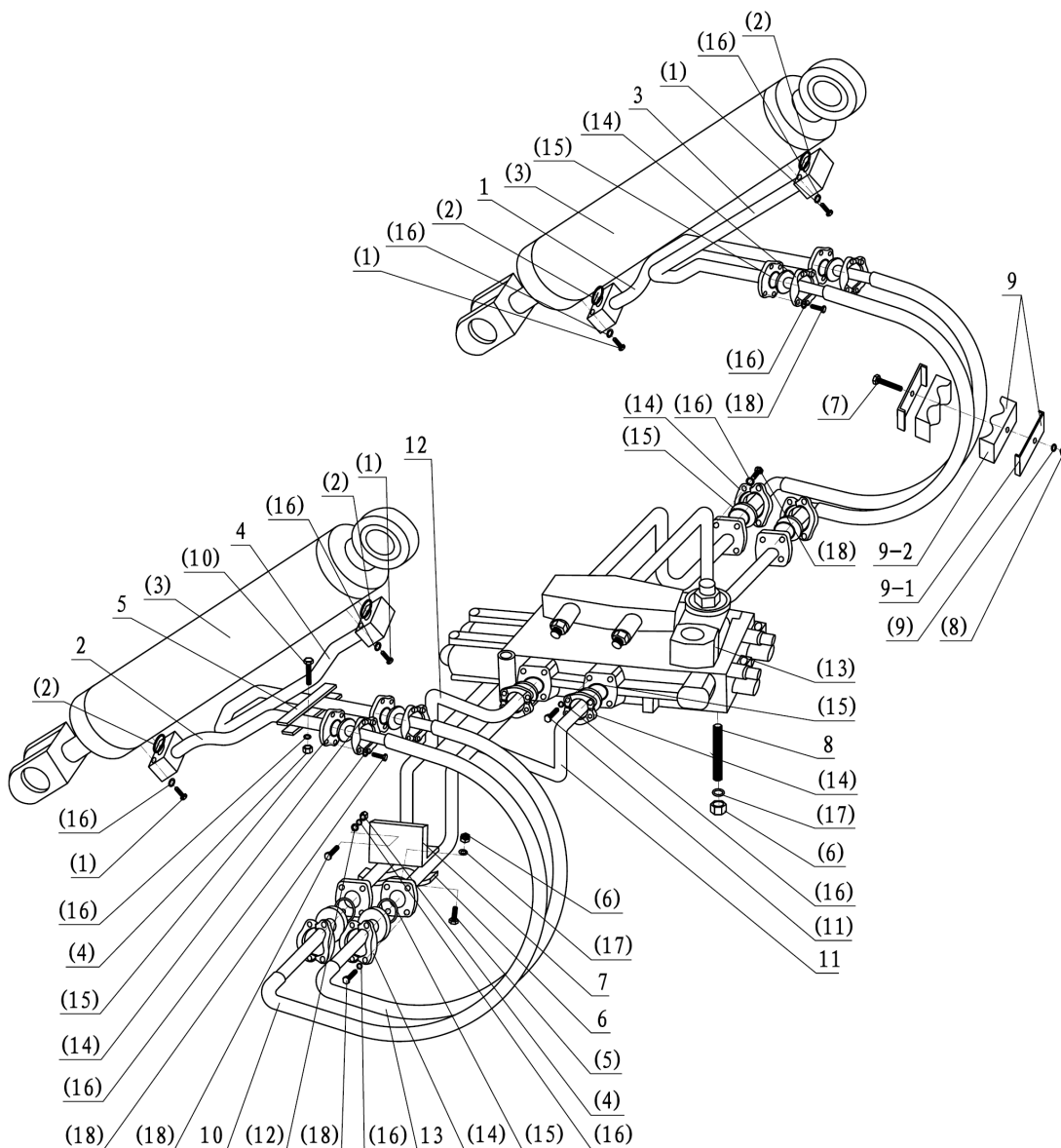
序号 NO.	部件号 PART NO.	零件名称 PART NAME		数量 QTY
(1)	GB5783 M10×65	螺栓M10×65	Bolt	16
(2)	GB3452.2 32.5×3.55	O形圈32.5×3.55	O-ring	4
(3)	DG958-06600	举升缸(标准臂)	Lifting cylinder(Short arm)	2
	DG958-J06600	举升缸	Lifting cylinder	2
(4)	GB6170 M10	螺母M10	Nut	6
(5)	GB5783 M12×55	螺栓M12×55	Bolt	2
(6)	GB6170 M12	螺母M12	Nut	2
(7)	GB5783 M8×90	螺栓M8×90	Bolt	2
(8)	GB6170 M8	螺母M8	Nut	2
(9)	GB93 8	弹垫8	Spring washer	2
(10)	GB5780 M10×55	螺栓M10×55	Bolt	8
(11)	GB5783 M10×30	螺栓M10×30	Bolt	8
(12)	GB95 10	垫圈10	Washer	4
(13)	DG956-06420	液控多路阀	Multiple unit valve	1
(14)	51H-20	法兰	Flange	10
(15)	GB3452.2 37.5×3.55	O形圈37.5×3.55	O-ring	10
(16)	GB93 10	弹垫10	Spring washer	64
(17)	GB93 12	弹垫12	Spring washer	2
(18)	GB5783 M10×35	螺栓M10×35	Bolt	32

第 42 图 举升缸管路(先导)
FIG.42 Lifting Cylinder Piping(Pilot)



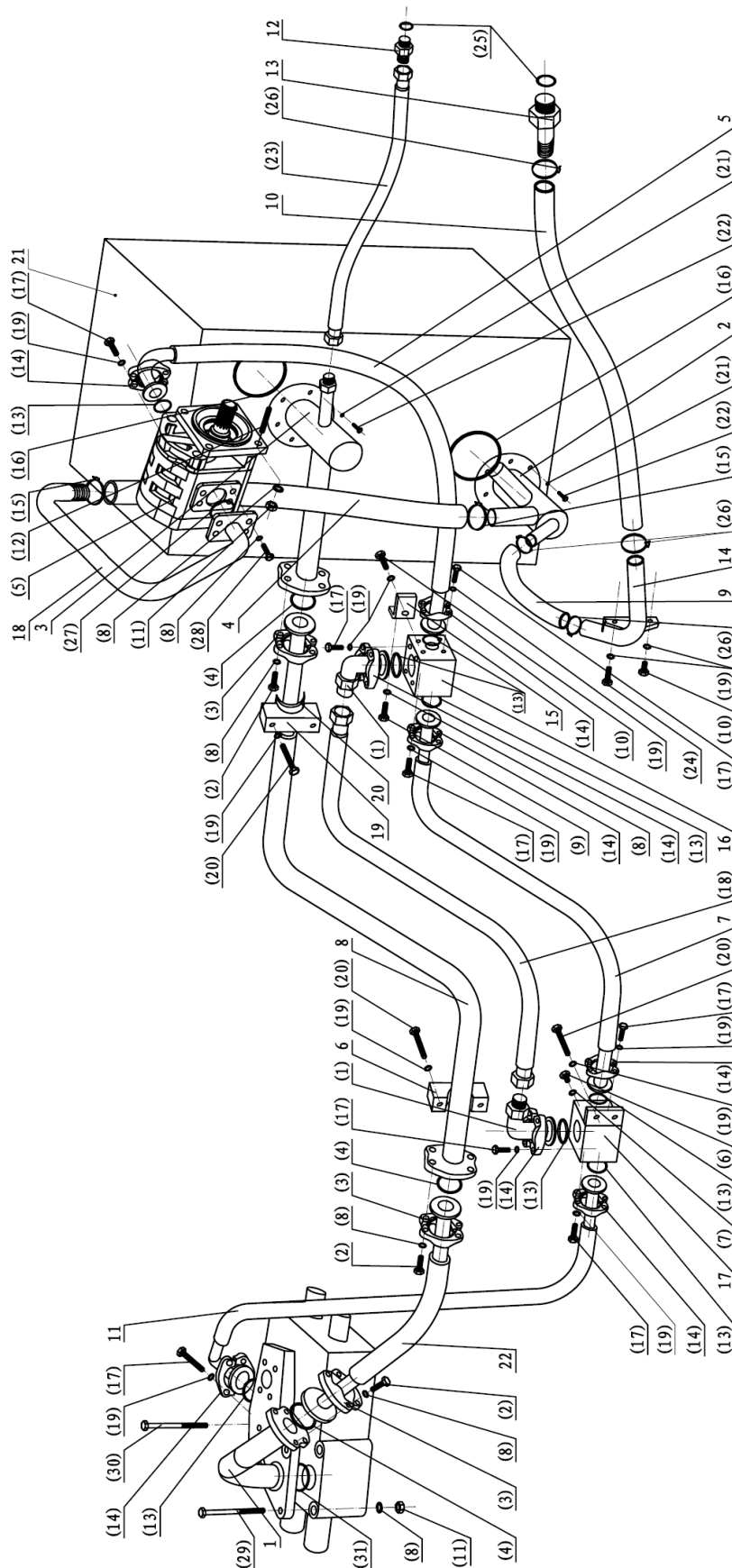
序号 NO.	部件号 PART NO.	零件名称 PART NAME		数量 QTY
1	ZL50G2-06046	举升缸小腔接头(右)	Joint, lifting cylinder small cavity(R)	1
2	ZL50G2-06045	举升缸小腔接头(左)	Joint, lifting cylinder small cavity(L)	1
3	ZL50G2-06049B	举升缸大腔接头(右)	Joint, lifting cylinder large cavity(R)	1
4	ZL50G2-06048B	举升缸大腔接头(左)	Joint, lifting cylinder large cavity(L)	1
5	ZL50G2-06054	管卡	Tube clip	4
6	ZL50G2-06050B	管卡	Tube clip	2
7	ZL50FIII-06042A	连接板	Connect board	2
8	ZL50G2-06031	丝杆	Lead screw	3
9	ZL50G2-06047C	管卡	Tube clip	4
9-1	ZL50G2-06047C-1	压板	Press plate	4
9-2	ZL50G2-06047C-2	固定板	Fixed plate	4
10	ZL50G2-06042	举升缸小腔油管	Tube, lifting cylinder small cavity	2
11	ZL50G2-06034A	工作阀大腔中接头	Joint of work valve large cavity	1
12	ZL50G2-06035A	工作阀小腔中接头	Joint of work valve small cavity	1
13	ZL50G2-06041	举升缸大腔油管	Tube, lifting cylinder large cavity	2

第 42 图 举升缸管路(先导)
FIG.42 Lifting Cylinder Piping(Pilot)



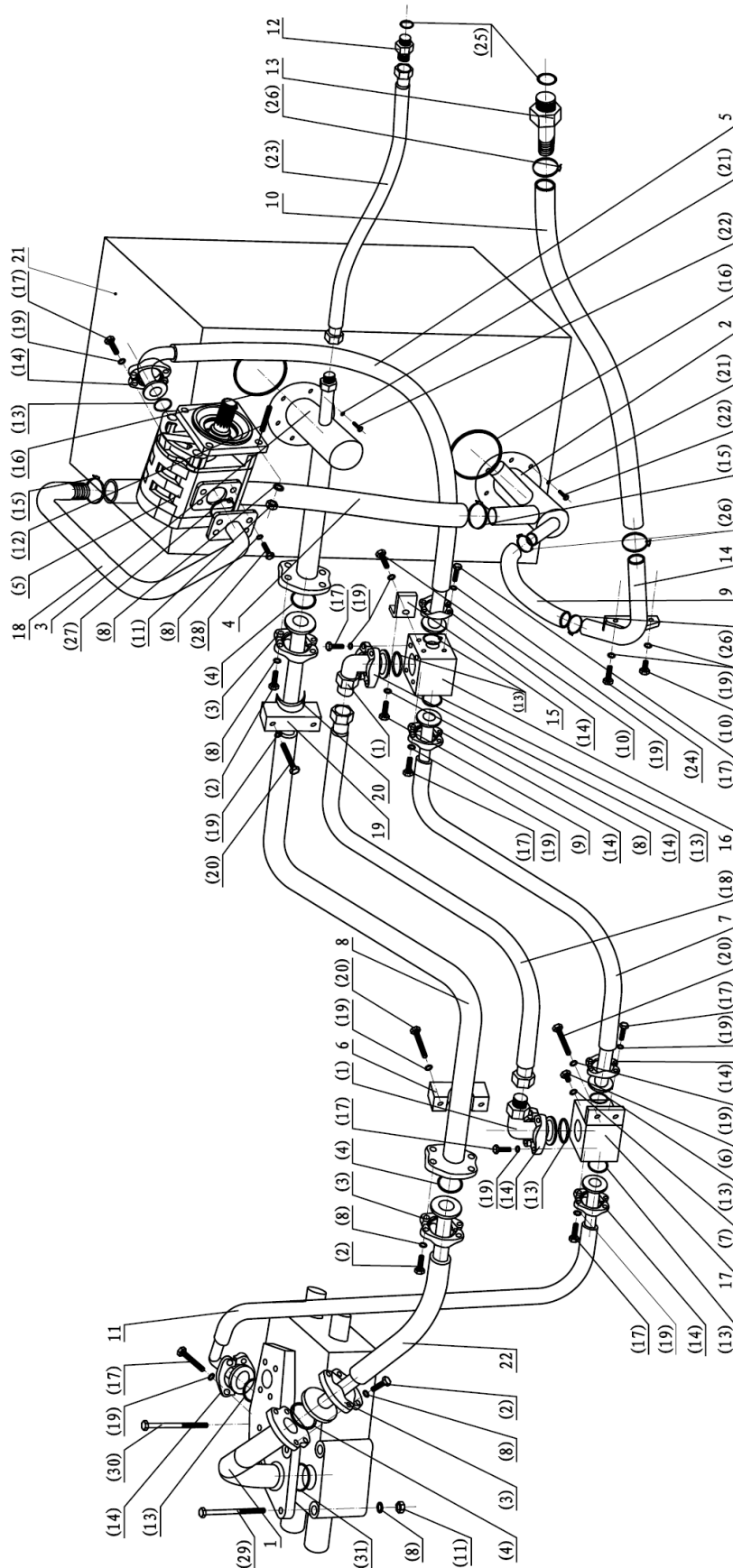
序号 NO.	部件号 PART NO.	零件名称 PART NAME		数量 QTY
(1)	GB5783 M10×65	螺栓M10×65	Bolt	16
(2)	GB3452.2 32.5×3.55	O形圈32.5×3.55	O-ring	4
(3)	DG958-06600	举升缸(标准臂)	Lifting cylinder(Short arm)	2
	DG958-J06600	举升缸	Lifting cylinder	2
(4)	GB6170 M10	螺母M10	Nut	6
(5)	GB5783 M12×55	螺栓M12×55	Bolt	2
(6)	GB6170 M12	螺母M12	Nut	5
(7)	GB5783 M8×90	螺栓M8×90	Bolt	2
(8)	GB6170 M8	螺母M8	Nut	2
(9)	GB93 8	弹垫8	Spring washer	2
(10)	GB5780 M10×55	螺栓M10×55	Bolt	8
(11)	GB5783 M10×30	螺栓M10×30	Bolt	8
(12)	GB95 10	垫圈10	Washer	4
(13)	DG958-06420	液控多路阀	Multiple unit valve	1
(14)	51H-20	法兰	Flange	10
(15)	GB3452.2 37.5×3.55	O形圈37.5×3.55	O-ring	10
(16)	GB93 10	弹垫10	Spring washer	64
(17)	GB93 12	弹垫12	Spring washer	5
(18)	GB5783 M10×35	螺栓M10×35	Bolt	32

第43图 多路阀/工作泵管路
 FIG.43 Multiple Unit Valve/Work Pump Piping



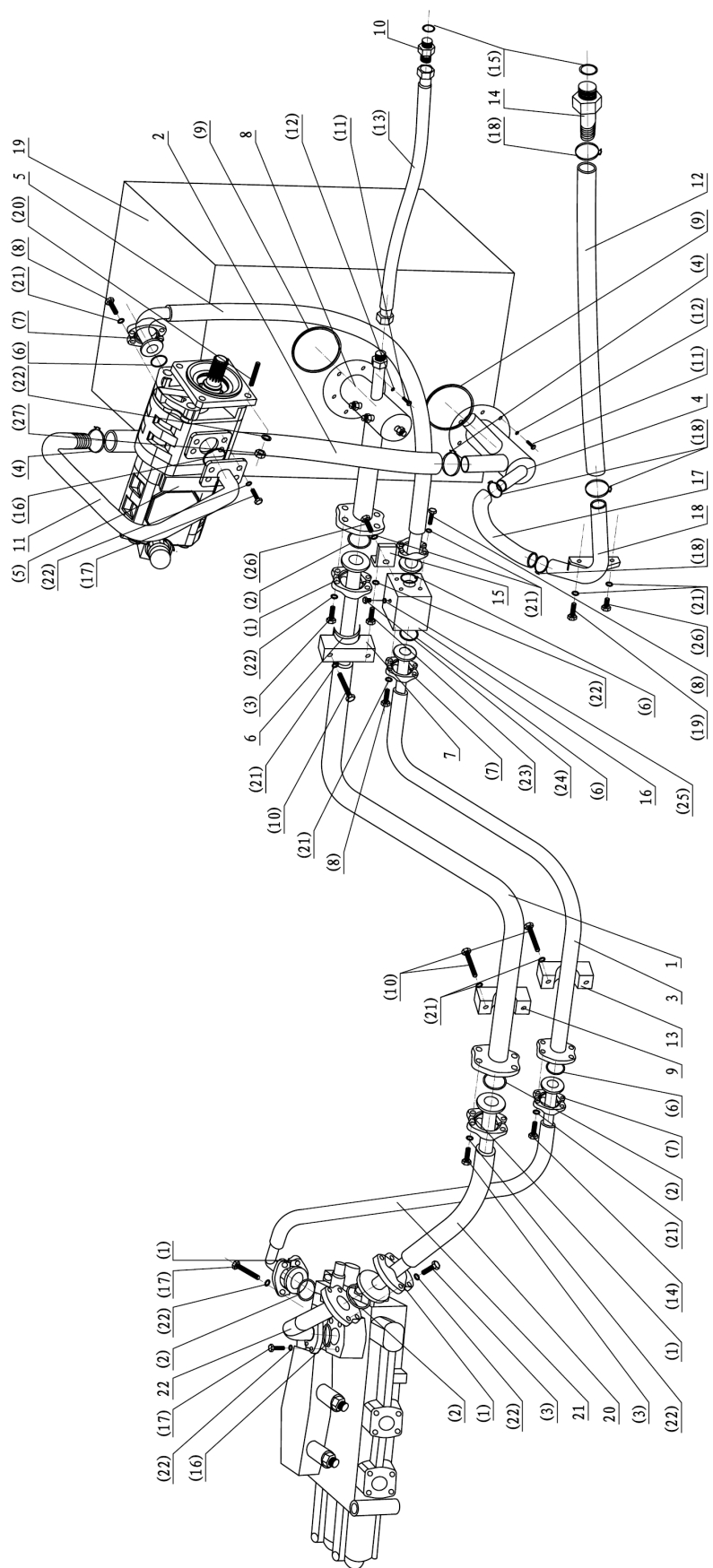
序号 NO.	部件号 PART NO.	零件名称 PART NAME		数量 QTY
1	ZL50FIII-06019	工作阀回油接头	Oil return joint, work valve	1
2	ZL50FIII-06008A	吸油接头总成	Oil suction joint assy.	1
3	DG956N1-06005	回油接头总成	Oil return joint assy.	1
4	ZL50G3-06020	低压耐油胶管	Hose	1
5	ZL50G3-06021A	工作泵出油管	Oil-out tube, work pump	1
6	ZL50G2-06024B	油管固定卡I	Tube clip I	1
7	ZL50G2-06025A	工作阀进油管II	Oil-in tube, work valve II	1
8	ZL50G2-06026C	工作阀回油管I	Oil return tube, work valve I	1
9	ZL50FIII-06035	低压耐油胶管φ32×590	Hose	1
10	DG966H-06004	低压耐油胶管φ32×2600	Hose	1
11	ZL50FIII-06015	工作阀进油管 I	Oil-in tube, work valve I	1
12	ZL50FIII-06037A	散热器进油接头	Radiator oil-in joint	1
13	ZL50FIII-06038A	散热器出油接头	Radiator oil-out joint	1
14	ZL50FIII-06039	支架	Bracket	1
15	ZL50G2-06039	油路板固定板	Fixed plate	1
16	ZL50FIII-06040	油路板	Oil-way board	1
17	ZL50FIII-06041	金属管总成	Metal tube assy.	1
18	ZL50G3-06046	工作泵吸油接头	Oil suction joint, work pump	1
19	ZL50G2-06052B	油管固定卡II	Tube clip II	1
20	ZL50G2-06053	橡胶垫	Rubber mat	1
21	DG956W-06200	机油箱总成	Engine oil tank assy.	1
22	ZL50FIII-06017	工作阀回油管 II	Oil return tube, work valve II	1

第43图 多路阀/工作泵管路
 FIG.43 Multiple Unit Valve/Work Pump Piping



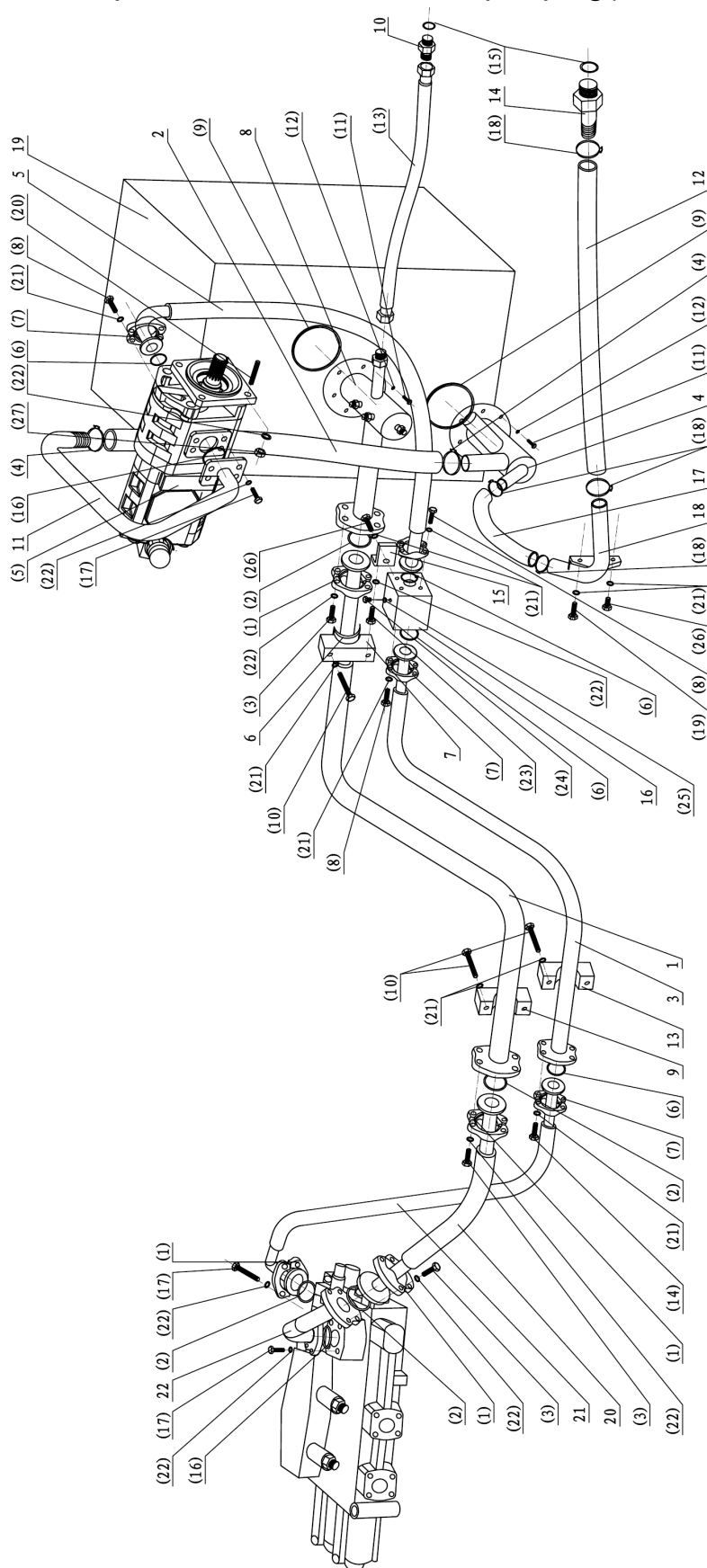
序号 NO.	部件号 PART NO.	零件名称 PART NAME		数量 QTY
(1)	LFS1 1/4 28LA	直角法兰接头	Flange joint	2
(2)	GB5783 M12×35	螺栓M12×35	Bolt	16
(3)	51H-24	法兰	Flange	3
(4)	GB3452.2 47.5×3.55	O形圈47.5×3.55	O-ring	3
(5)	CBGj3100A	齿轮泵(反转矩形花键)	Gear pump	1
(6)	JB1000 M14×1.5	螺塞M14×1.5	Screw plug	1
(7)	GB982 14	组合垫圈14	Combined washer	1
(8)	GB93 12	弹垫12	Spring washer	38
(9)	GB5783 M12×25	螺栓M12×25	Bolt	2
(10)	GB5781 M10×20	螺栓M10×20	Bolt	2
(11)	GB6170 M12	螺母M12	Nut	8
(12)	GB898 A M12×35	螺柱 A M12×35	Double-screw bolt	4
(13)	GB3452.2 37.5×3.55	O形圈37.5×3.55	O-ring	8
(14)	51H-20	法兰	Flange	8
(15)	GB3618.1 57~62	双钢丝卡箍57~62	Clamp	4
(16)	GB1235 65×3.1	O形圈65×3.1	O-ring	2
(17)	GB5783 M10×30	螺栓M10×30	Bolt	32
(18)	JH100 25I-1190	软管总成25I-1190	Hose assembly	1
(19)	GB93 10	弹垫10	Spring washer	40
(20)	GB5780 M10×55	螺栓M10×55	Bolt	6
(21)	GB93 8	弹垫8	Spring washer	12
(22)	GB5781 M8×20	螺栓M8×20	Bolt	12
(23)	JH100 25I-2250	软管总成25I-2250	Hose assembly	1
(24)	GB5781 M10×40	螺栓M10×40	Bolt	1
(25)	JB982 27	组合垫圈27	Combined washer	2
(26)	GB3618.1 43~48	双钢丝卡箍43~48	Clamp	8
(27)	GB3452.2 43.7×3.55	O形圈43.7×3.55	O-ring	8
(28)	GB5783 M12×30	螺栓M12×30	Bolt	4
(29)	GB5782 M12×140	螺栓M12×140	Bolt	2
(30)	GB5782 M12×120	螺栓M12×120	Bolt	2
(31)	GB1235 50×3.1	O形圈50×3.1	O-ring	1

第 44 图 多路阀/工作泵管路(先导)
 FIG.44 Multiple Unit Valve/Work Pump Piping(Pilot)



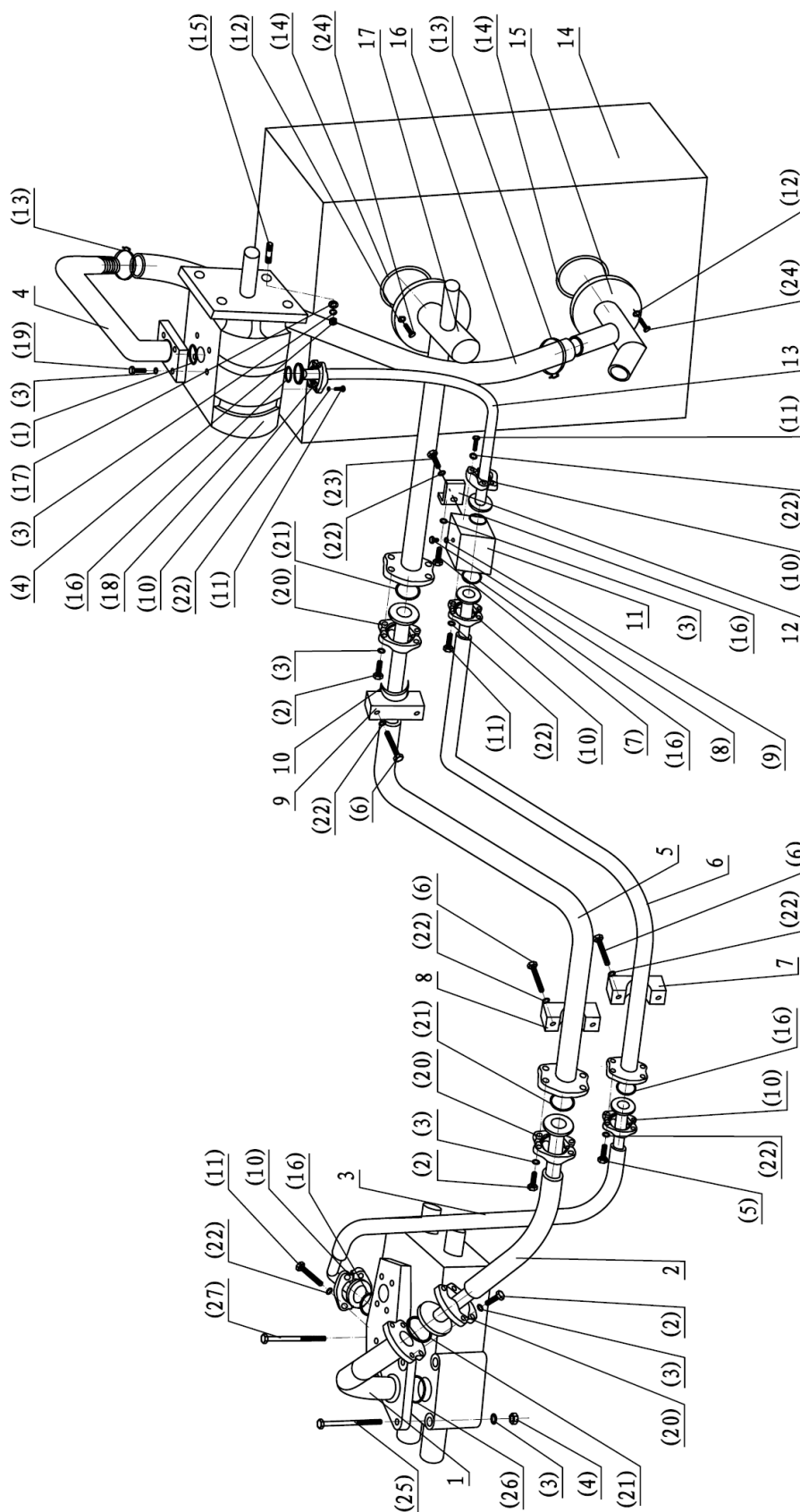
序号 NO.	部件号 PART NO.	零件名称 PART NAME	数量 QTY
1	ZL50G2-06026C	工作阀回油管 I Oil return pipe of working valve	1
2	ZL50G3-06020	低压耐油胶管 Hose	1
3	ZL50G2-06025	工作阀进油管 II Oil in-let pipe of working valve	1
4	ZL50FIII-06008A	吸油接头总成 Oil Suction joint assembly	1
5	ZL50G3-06021A	工作泵出油管 Oil out-let pipe of working valve	1
6	ZL50G2-06053	橡胶垫 Rubber pad	1
7	ZL50G2-06052B	油管固定卡 II Tube clip	1
8	DG956N1-D06001	回油接头总成 Oil return joint assembly	1
9	ZL50G2-06024B	油管固定卡 I Tube clip	1
10	ZL50FIII-06037A	散热器进油接头 Oil in-let joint of radiator	1
11	ZL50G3-06046	工作泵吸油接头 Oil suction of working valve	1
12	DG966H-06004	低压耐油胶管32×2600 Hose	1
13	ZL50G2-06027B	油管固定卡 Tube clip	1
14	ZL50FIII-06038A	散热器出油接头 Oil out-let joint of radiator	1
15	ZL50G2-06039	油路板固定板 Fixed plate	1
16	ZL50G2-06040	油路板 Oil board	1
17	ZL50FIII-06035	低压耐油胶管 Hose	1
18	ZL50FIII-06039	支架 Bracket	1
19	DG956W-06200	机油箱 Engine oil tank	1
20	ZL50G2-06030	工作阀回油接管 II Oil return pipe of working valve	1
21	ZL50G2-06029	工作阀回油接管 I Oil return pipe of working valve	1
22	ZL50G2-06032	工作阀回油接头 Oil return joint of working valve	1

第 44 图 多路阀/工作泵管路(先导)
 FIG.44 Multiple Unit Valve/Work Pump Piping(For Pilot)



序号 NO.	部件号 PART NO.	零件名称 PART NAME	数量 QTY
(1)	51H-24	法兰 Flange	4
(2)	GB3452.2 47.5×3.55	O形圈47.5×3.55 O-ring	4
(3)	GB5783 M12×35	螺栓M12×35 Bolt	12
(4)	JB3618.1 57~62	双钢丝卡箍57~62 Clamp	4
(5)	CBGj3100/1010-XF	齿轮泵(反转矩形花键) Gear pump	1
(6)	GB3452.2 37.5×3.55	O形圈37.5×3.55 O-ring	4
(7)	51H-20	法兰 Flange	4
(8)	GB5783 M10×30	螺栓M10×30 Bolt	12
(9)	GB1235 65×3.1	O形圈65×3.1 O-ring	2
(10)	GB5780 M10×55	螺栓M10×55 Bolt	6
(11)	GB5781 M8×20	螺栓M8×20 Bolt	12
(12)	GB93 8	弹垫8 Spring washer	12
(13)	JH100 25I-2250	软管总成25I-2250 Hose assembly	1
(14)	GB5783 M10×35	螺栓M10×35 Bolt	4
(15)	JB982 27	组合垫圈27 Combined washer	2
(16)	GB3452.2 43.7×3.55	O形圈43.7×3.55 O-ring	2
(17)	GB5783 M12×30	螺栓M12×30 Bolt	12
(18)	JB3618.1 43~48	双钢丝卡箍43~48 Clamp	8
(19)	GB5781 M10×40	螺栓M10×40 Bolt	1
(20)	GB898 M12×35	螺柱A M12×35 Double-screw bolt	4
(21)	GB93 10	弹簧垫圈10 Spring washer	26
(22)	GB93 12	弹簧垫圈12 Spring washer	30
(23)	GB5783 M12×25	螺栓M12×25 Bolt	2
(24)	JB1000 M14×1.5	螺塞M14×1.5 Screw plug	1
(25)	GB982 14	组合垫圈14 Combined washer	1
(26)	GB5783 M10×20	螺栓M10×20 Bolt	3
(27)	GB6170 M12	螺母M12 Nut	4

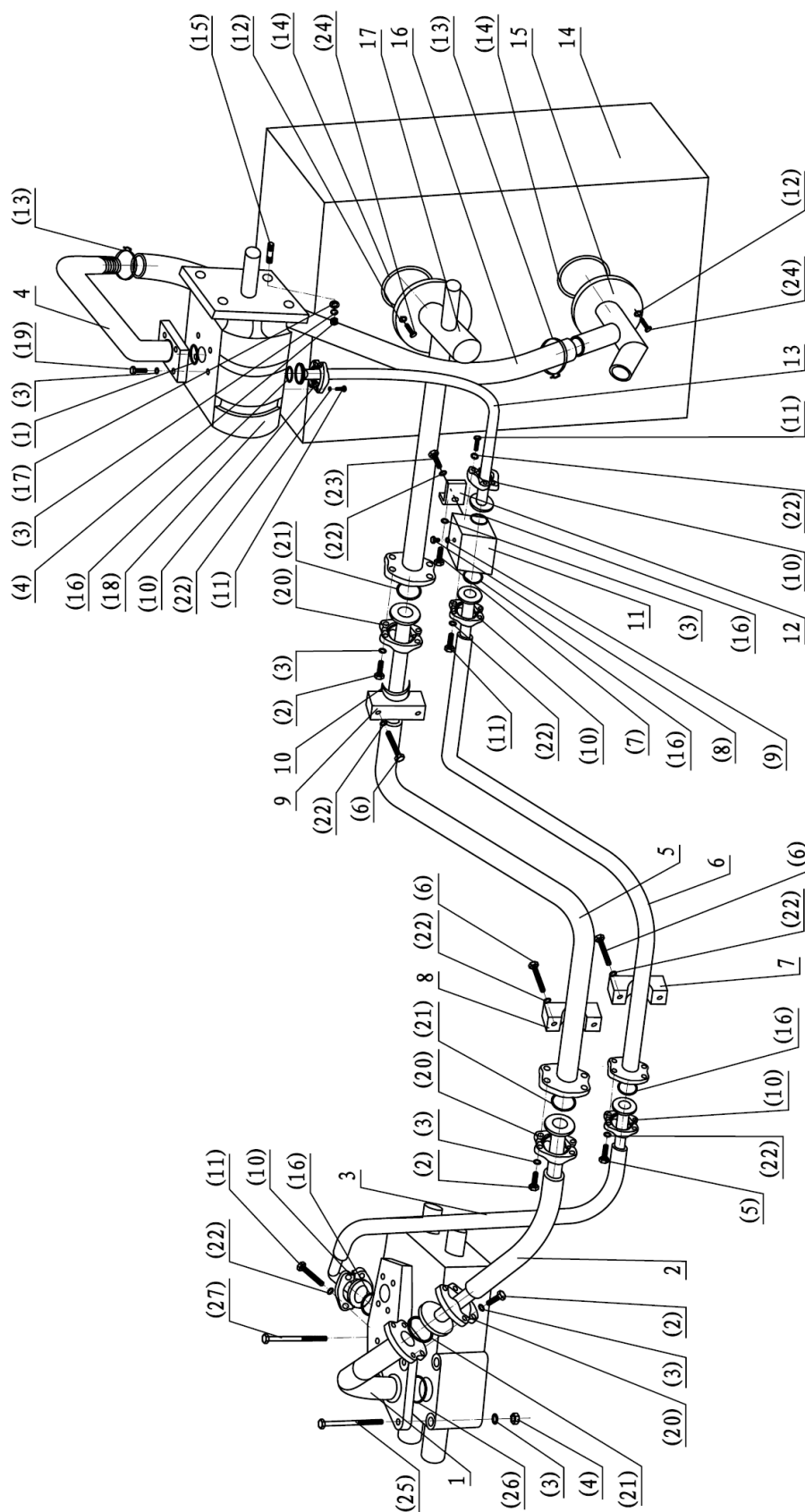
第 45 图 多路阀/工作泵管路(电控箱)
 FIG.45 Multiple Unit Valve/Working Pump Piping(E-Gearbox)



序号 NO.	部件号 PART NO.	零件名称 PART NAME	数量 QTY
1	ZL50FIII-06019	工作阀回油接头 Oil return joint,work valve	1
2	ZL50 FIII-06017	工作阀回油接管II Return nozzle II,work valve	1
3	ZL50 FIII-06015	工作阀进油管I Oil-in tube,work valve	1
4	DG956W II -06027	工作泵吸油接头 Suction joint,work pump	1
5	ZL50G2-06026C	工作阀回油管 I Oil return tube I ,work valve	1
6	ZL50G2-06025	工作阀进油管 II Oil-in tube II ,work valve	1
7	ZL50G2-06027B	油管固定卡 Tube clip	1
8	ZL50G2-06024B	油管固定卡 I Tube clip	1
9	ZL50G2-06052B	油管固定卡 II Tube clip II	1
10	ZL50G2-06053	橡胶垫 Rubber mat	1
11	ZL50G2-06040	油路板 Oil board	1
12	ZL50G2-06039	油路板固定板 Fixed board	1
13	DG956W II -06007	工作泵出油管 Oil-out tube,work pump	1
14	DG956W-06200	机油箱 Engine oil tank	1
15	DG956W II -06008	吸油接头总成 Suction joint assy.	1
16	DG956W II -05018	低压耐油胶管 Hose	1
17	ZL50G2-06022A	回油接头总成 Oil return joint assy.	1

第 45 图多路阀/工作泵管路(电控箱)

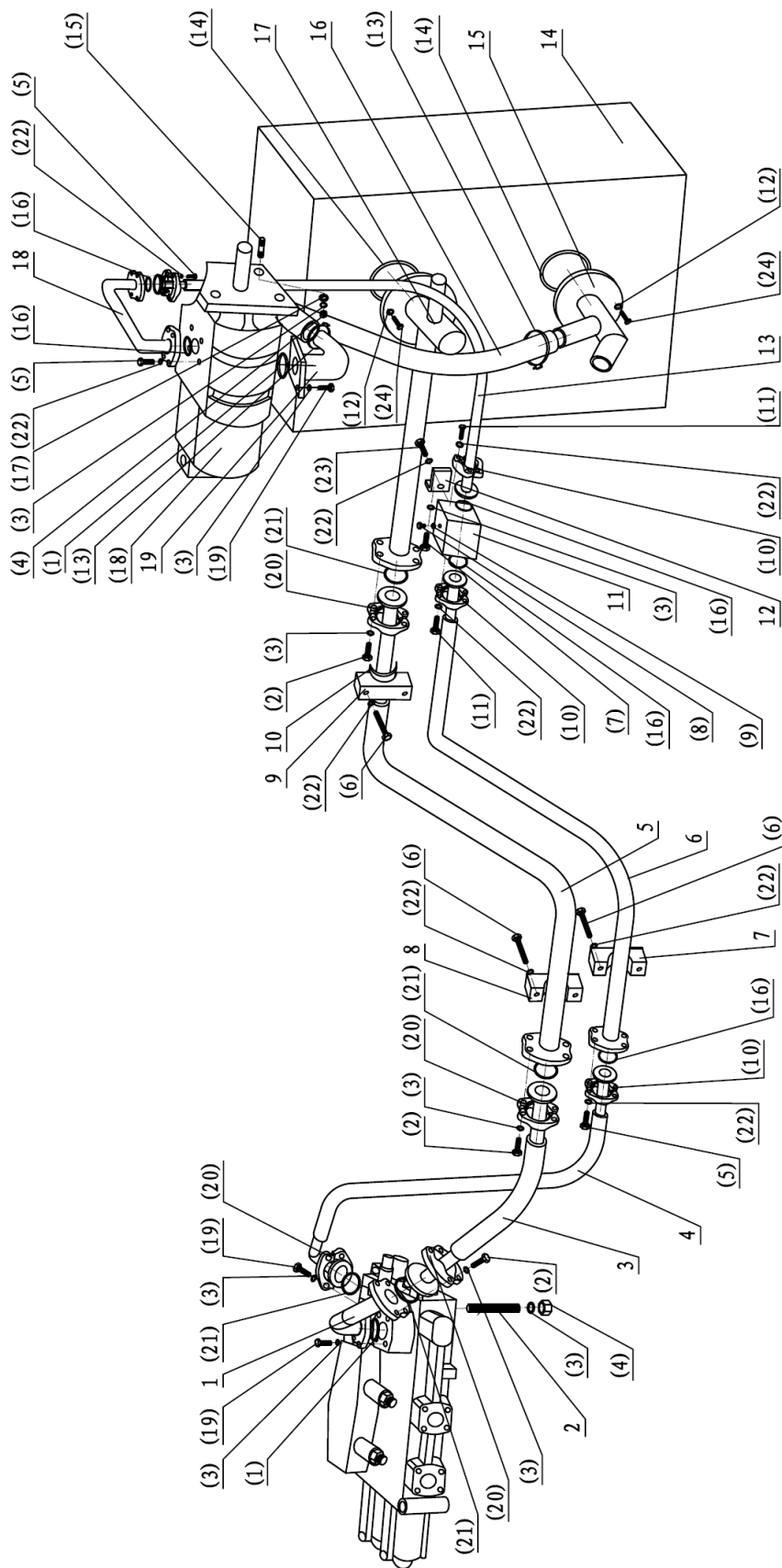
FIG.45 Multiple Unit Valve/Working Pump Piping(E-Gearbox)



序号 NO.	部件号 PART NO.	零件名称 PART NAME	数量 QTY
(1)	GB3452.2 43.7×3.55	O 形圈 43.7×3.55 O-ring	2
(2)	GB5783 M12×35	螺栓 M12×35 Bolt	12
(3)	GB93 12	弹垫 12 Spring washer	33
(4)	GB6170 M12	螺母 M12 Nut	10
(5)	GB5783 M10×35	螺栓 M10×35 Bolt	4
(6)	GB5780 M10×55	螺栓 M10×55 Bolt	8
(7)	GB5781 M12×25	螺栓 M12×25 Bolt	2
(8)	JB1000 M14×1.5	螺塞 M14×1.5 Plug	1
(9)	JB982 14	组合垫圈 14 Combined washer	1
(10)	51H-20	法兰 Flange	4
(11)	GB5783 M10×30	螺栓 M10×30 Bolt	16
(12)	GB93 8	弹垫 8 Spring washer	12
(13)	JB3618.1 57~62	双钢丝卡箍 57~62 Clamp	4
(14)	GB1235 65×3.1	O形圈65×3.1 O-ring	2
(15)	GB898 M12×65	螺柱M12×65 Double-screw bolt	4
(16)	GB3452.2 37.5×3.55	O 形圈 37.5×3.55 O-ring	5
(17)	GB95 12	平垫12 Washer	4
(18)	JHP3100C	齿轮泵(右旋) Gear pump	1
(19)	GB5783 M12×30	螺栓 M12×30 Bolt	12
(20)	51H-24	法兰 Flange	4
(21)	GB3452.2 47.5×3.55	O 形圈 47.5×3.55 O-ring	3
(22)	GB93 10	弹垫 10 Spring washer	31
(23)	GB5781 M10×20	螺栓M10×20 Bolt	3
(24)	GB5781 M8×20	螺栓 M8×20 Bolt	12
(25)	GB5782 M12×140	螺栓M12×140 Bolt	2
(26)	GB1235 50×3.1	O 形圈 50×3.1 O-ring	1
(27)	GB5782 M12×100	螺栓M12×100 Bolt	2

第 46 图 多路阀/工作泵管路(先导电控箱)

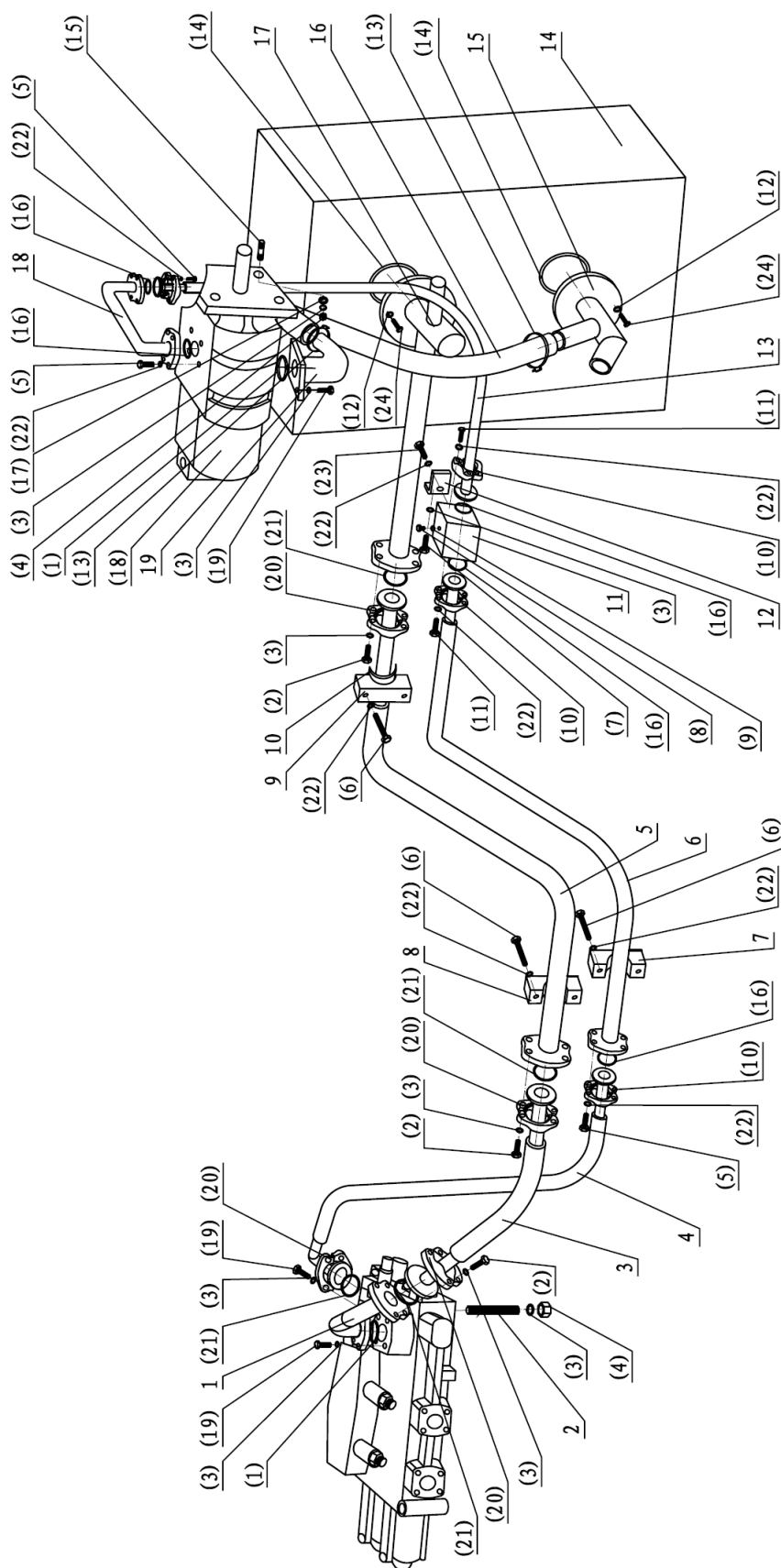
FIG.46 Multiple Unit Valve/Working Pump Piping(Pilot E-Gearbox)



序号 NO.	部件号 PART NO.	零件名称 PART NAME	数量 QTY
1	ZL50G2-06032	工作阀回油接头 Oil return joint,work valve	1
2	ZL50G2-06031	丝杆 Lead screw	3
3	ZL50G2-06030	工作阀回油接管II Return nozzle II,work valve	1
4	ZL50G2-06029	工作阀进油管I Oil-in tube,work valve	1
5	ZL50G2-06026C	工作阀回油管 I Oil return tube I ,work valve	1
6	ZL50G2-06025	工作阀进油管 II Oil-in tube II ,work valve	1
7	ZL50G2-06027B	油管固定卡 Tube clip	1
8	ZL50G2-06024B	油管固定卡 I Tube clip	1
9	ZL50G2-06052B	油管固定卡 II Tube clip II	1
10	ZL50G2-06053	橡胶垫 Rubber mat	1
11	ZL50G2-06040	油路板 Oil board	1
12	ZL50G2-06039	油路板固定板 Fixed board	1
13	DG956W II -06007	工作泵出油管 Oil-out tube,work pump	1
14	DG956W-06200	机油箱 Engine oil tank	1
15	DG956W II -06008	吸油接头总成 Suction joint assy.	1
16	DG956WIII-06020A	低压耐油胶管 Hose	1
17	ZL50G2-06022A	回油接头总成 Oil return joint assy.	1
18	DG956WIII-06054	工作泵出油管 Oil-out tube,work pump	1
19	DG956WIII-06046	工作泵吸油接头 Suction joint,work pump	1

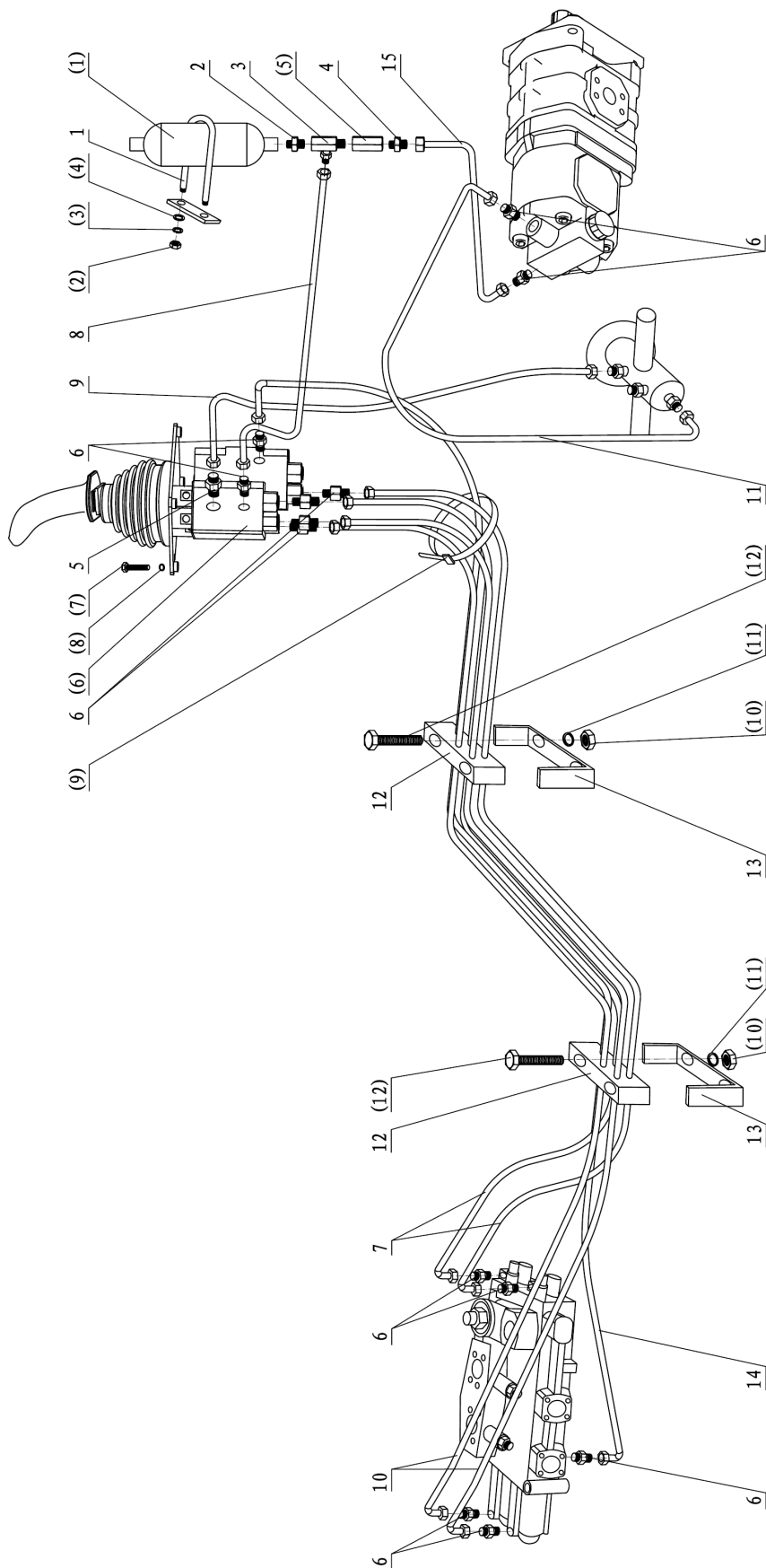
第 46 图 多路阀/工作泵管路(先导电控箱)

FIG.46 Multiple Unit Valve/Working Pump Piping(Pilot E-Gearbox)



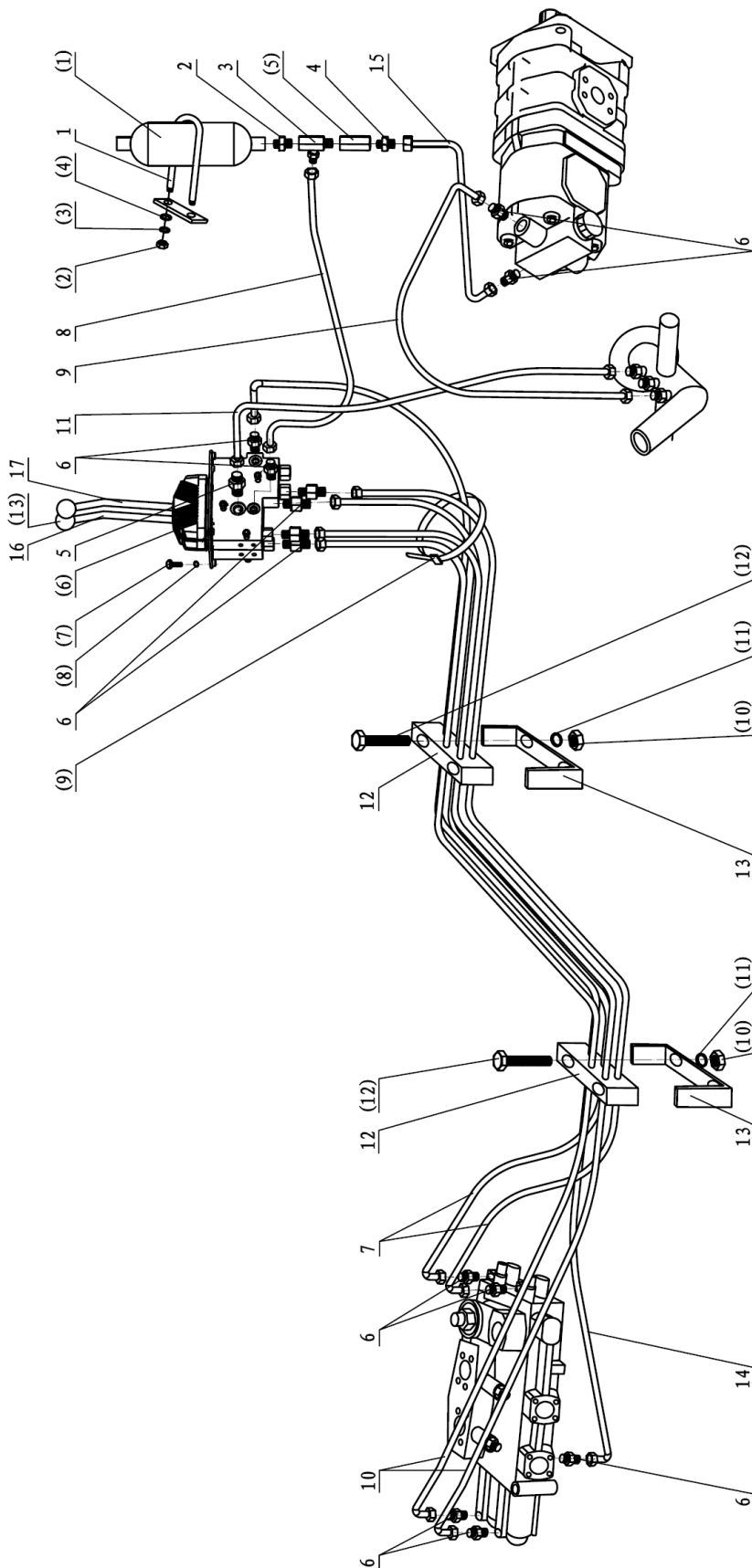
序号 NO.	部件号 PART NO.	零件名称 PART NAME		数量 QTY
(1)	GB3452.2 43.7×3.55	O 形圈 43.7×3.55	O-ring	2
(2)	GB5783 M12×35	螺栓 M12×35	Bolt	12
(3)	GB93 12	弹垫 12	Spring washer	33
(4)	GB6170 M12	螺母 M12	Nut	10
(5)	GB5783 M10×35	螺栓 M10×35	Bolt	12
(6)	GB5780 M10×55	螺栓 M10×55	Bolt	8
(7)	GB5781 M12×25	螺栓 M12×25	Bolt	2
(8)	JB1000 M14×1.5	螺塞 M14×1.5	Plug	1
(9)	JB982 14	组合垫圈 14	Combined washer	1
(10)	51H-20	法兰	Flange	4
(11)	GB5783 M10×30	螺栓 M10×30	Bolt	8
(12)	GB93 8	弹垫 8	Spring washer	12
(13)	JB3618.1 57~62	双钢丝卡箍 57~62	Clamp	4
(14)	GB1235 65×3.1	O形圈65×3.1	O-ring	2
(15)	GB898 M12×65	螺柱M12×65	Double-screw bolt	4
(16)	GB3452.2 37.5×3.55	O 形圈 37.5×3.55	O-ring	5
(17)	GB95 12	平垫12	Washer	4
(18)	CBGj3100/1010C-XF	齿轮泵(右旋)	Gear pump	1
(19)	GB5783 M12×30	螺栓 M12×30	Bolt	12
(20)	51H-24	法兰	Flange	4
(21)	GB3452.2 47.5×3.55	O 形圈 47.5×3.55	O-ring	4
(22)	GB93 10	弹垫 10	Spring washer	31
(23)	GB5781 M10×20	螺栓M10×20	Bolt	3
(24)	GB5781 M8×20	螺栓 M8×20	Bolt	12

第47图 单手柄先导管路
FIG.47 Single Handle Pilot Piping



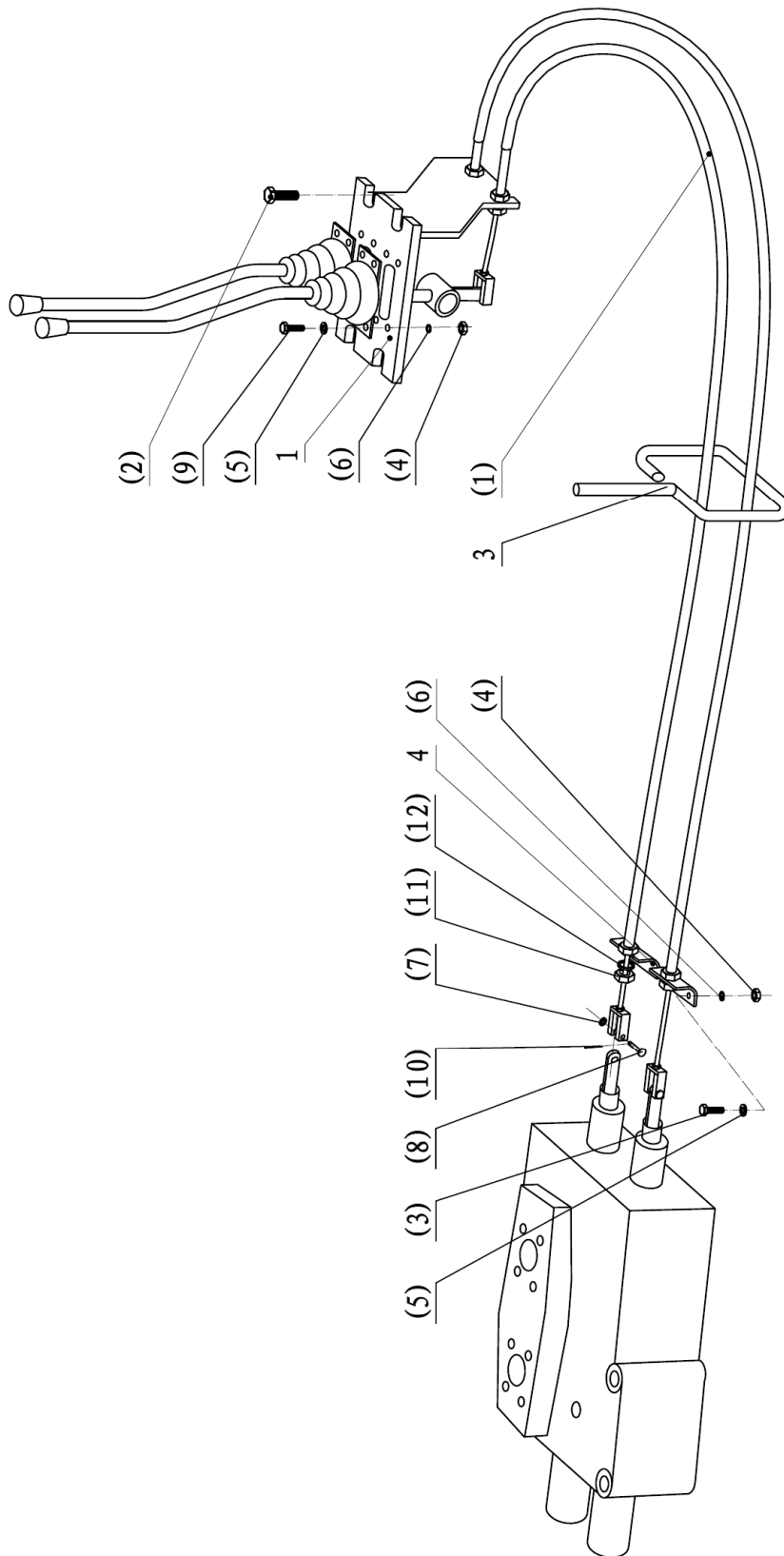
序号 NO.	部件号 PART NO.	零件名称 PART NAME		数量 QTY
1	ZL50G2-06010	U型螺栓	U-bolt	1
2	ZL50G2-06011	接头	Joint	1
3	ZL50G2-06012	接头总成	Joint assy.	1
4	ZL50G2-06013	接头	Joint	1
5	ZL50G2-06038	接头	Joint	1
6	ZL50G2-06007	接头	Joint	13
7	DG965-06009	先导油管(H型接头)	Pilot oil tube	2
8	DG965-06052	先导油管(H型接头)	Pilot oil tube	1
9	DG965-06017	先导油管(H型接头)	Pilot oil tube	1
10	DG965-06019	先导油管(H型接头)	Pilot oil tube	2
11	ZL50G3-06045	先导油管(H型接头)	Pilot oil tube	1
	DG956WIII-06045	先导油管(电控箱用)	Pilot oil tube(E-gearbox)	1
12	ZL50G2-06037	先导油管固定板	Fixed board	2
13	ZL50G2-06036	压板	Board	2
14	DG965-06058	先导油管(H型接头)	Pilot oil tube	1
15	ZL50G3-06017	先导油管(H型接头)	Pilot oil tube	1
(1)	NXQ1-L0.63/10-H	囊式蓄能器	Accmulator	1
(2)	GB6170 M8	螺母M8	Nut	2
(3)	GB93 8	弹簧垫圈8	Spring washer	2
(4)	GB95 8	平垫8	Washer	2
(5)	DIF-L10H1	直通单向阀	Straight check valve	1
(6)	DXS-00	先导阀	Single handle pilot valve	1
(7)	GB5781 M10×20	螺栓M10×20	Bolt	4
(8)	GB93 10	弹簧垫圈10	Spring washer	4
(9)	D2900-20000	可松开式扎带	Clamp	8
(10)	GB6170 M12	螺母M12	Nut	4
(11)	GB93 12	弹簧垫圈12	Spring washer	4
(12)	GB5780 M12×90	螺栓M12×90	Bolt	4

第48图 双手柄先导管路
 FIG.48 Double Handle Pilot Piping



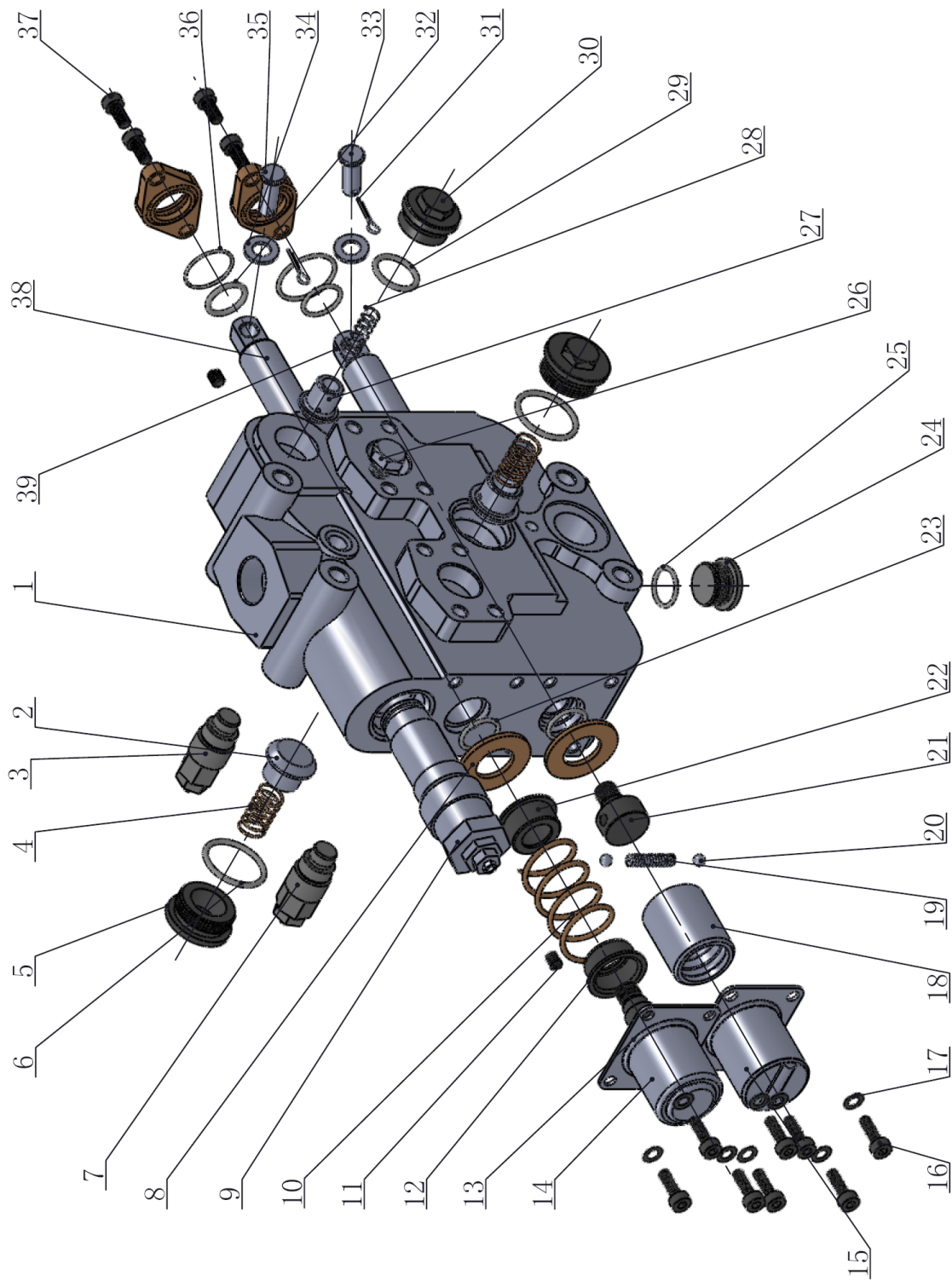
序号 NO.	部件号 PART NO.	零件名称 PART NAME		数量 QTY
1	ZL50G2-06010	U型螺栓	U-bolt	1
2	ZL50G2-06011	接头	Joint	1
3	ZL50G2-06012	接头总成	Joint assy.	1
4	ZL50G2-06013	接头	Joint	1
5	ZL50G2-06038	接头	Joint	1
6	ZL50G2-06007	接头	Joint	13
7	ZL50G2-06009	先导油管(H型接头)	Pilot oil tube	2
8	ZL50G2-06016	先导油管(H型接头)	Pilot oil tube	1
9	ZL50G3-06045	先导油管(H型接头)	Pilot oil tube	1
	DG956WIII-06045	先导油管(电控箱用)	Pilot oil tube(E-gearbox)	1
10	ZL50G2-06019	先导油管(H型接头)	Pilot oil tube	2
11	ZL50G2-06017	先导油管(H型接头)	Pilot oil tube	1
12	ZL50G2-06037	先导油管固定板	Fixed board	2
13	ZL50G2-06036	压板	Board	2
14	ZL50G2-06065	先导油管(H型接头)	Pilot oil tube	1
15	ZL50G3-06017	先导油管(H型接头)	Pilot oil tube	1
16	ZL50G2-06015	翻斗操纵杆	Tilting control rod	1
17	ZL50G2-06014	举升操纵杆	Lifting control rod	1
(1)	NXQ1-L0.63/10-H	囊式蓄能器	Accumulator	1
(2)	GB6170 M8	螺母M8	Nut	2
(3)	GB93 8	弹簧垫圈8	Spring washer	2
(4)	GB95 8	平垫8	Washer	2
(5)	DIF-L10H1	直通单向阀	Straight check valve	1
(6)	DJS2-UU/UX	先导阀	Single handle pilot valve	1
(7)	GB5781 M10×20	螺栓M10×20	Bolt	4
(8)	GB97 10	弹簧垫圈10	Spring washer	4
(9)	D2900-20000	可松开式扎带	Clamp	8
(10)	GB6170 M12	螺母M12	Nut	4
(11)	GB93 12	弹簧垫圈12	Spring washer	4
(12)	GB5780 M12×90	螺栓M12×90	Bolt	4
(13)	LJ135M	手柄球	Handle ball	2

第 49 图 工作液压操纵系统
 FIG.49 Working Hydraulic Control System



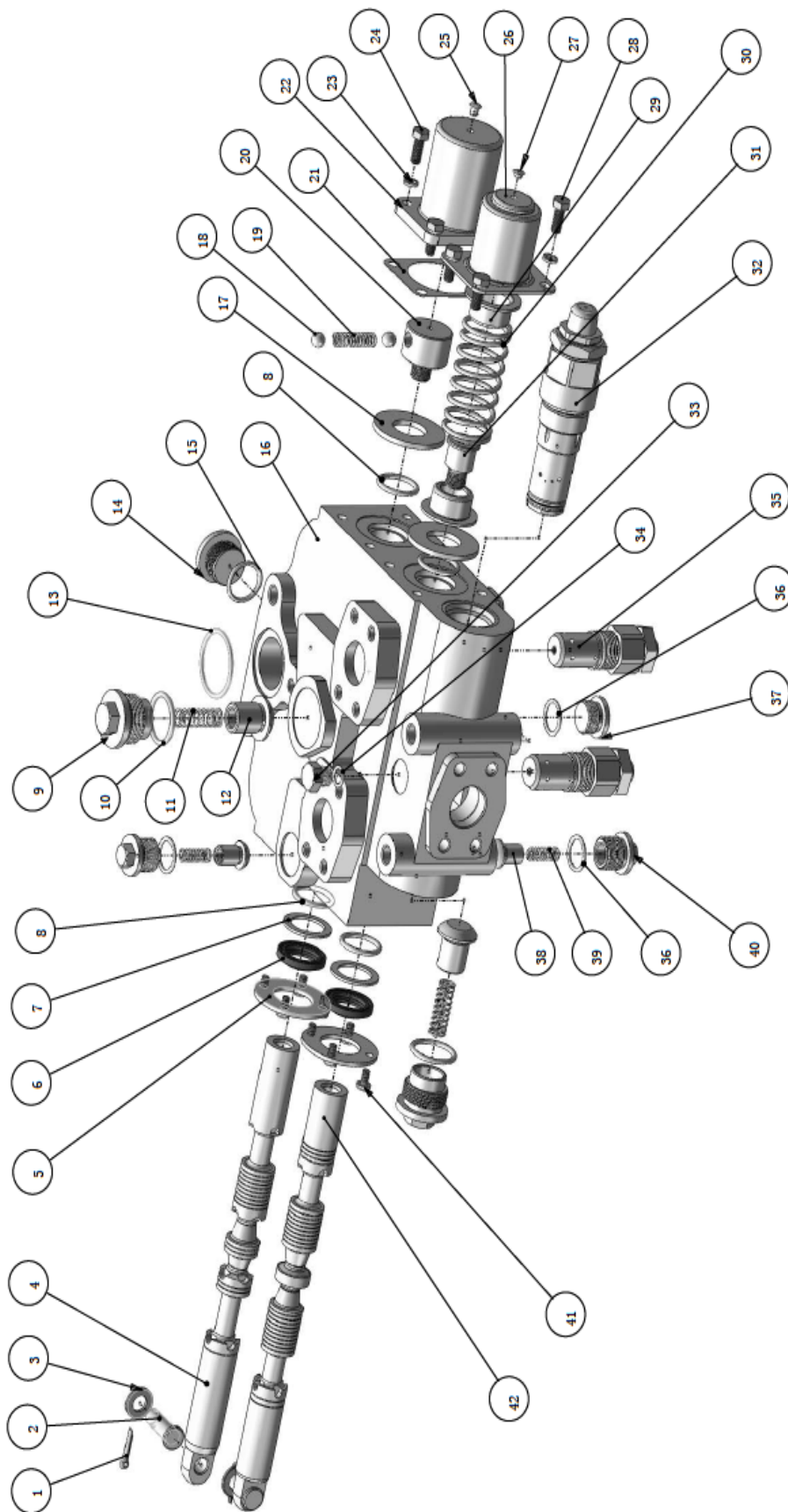
序号 NO.	部件号 PART NO.	零件名称 PART NAME	数量 QTY
1	ZL50FIII-06010A	支座 Bracket	1
3	ZL50FIII-06123B	软轴吊环 Rings	1
4	ZL50FIII-06115A	支架 Bracket	2
(1)	WJ10-12-54	操纵软轴总成 Flexible shaft assembly	1
(2)	GB5787 M8×20	螺栓M8×20 Bolt	6
(3)	GB5787 M10×40	螺栓M10×40 Bolt	4
(4)	GB6170 M10	螺母M10 Nut	8
(5)	GB95 10	平垫10 Washer	8
(6)	GB93 10	弹垫10 Spring washer	8
(7)	GB95 12	平垫12 Washer	2
(8)	DG953-06111	销轴 Pin rod	2
(9)	GB5787 M10×35	螺栓M10×35 Bolt	4
(10)	GB91 2×30	开口销2×30 Split pin	4
(11)	GB6171 M22×1.5	螺母M22×1.5 Nut	8
(12)	GB95 22	平垫22 Washer	8

第 50 图 E32A2X-00A 多路阀(331002)
FIG.50 Multiple Unit Valve



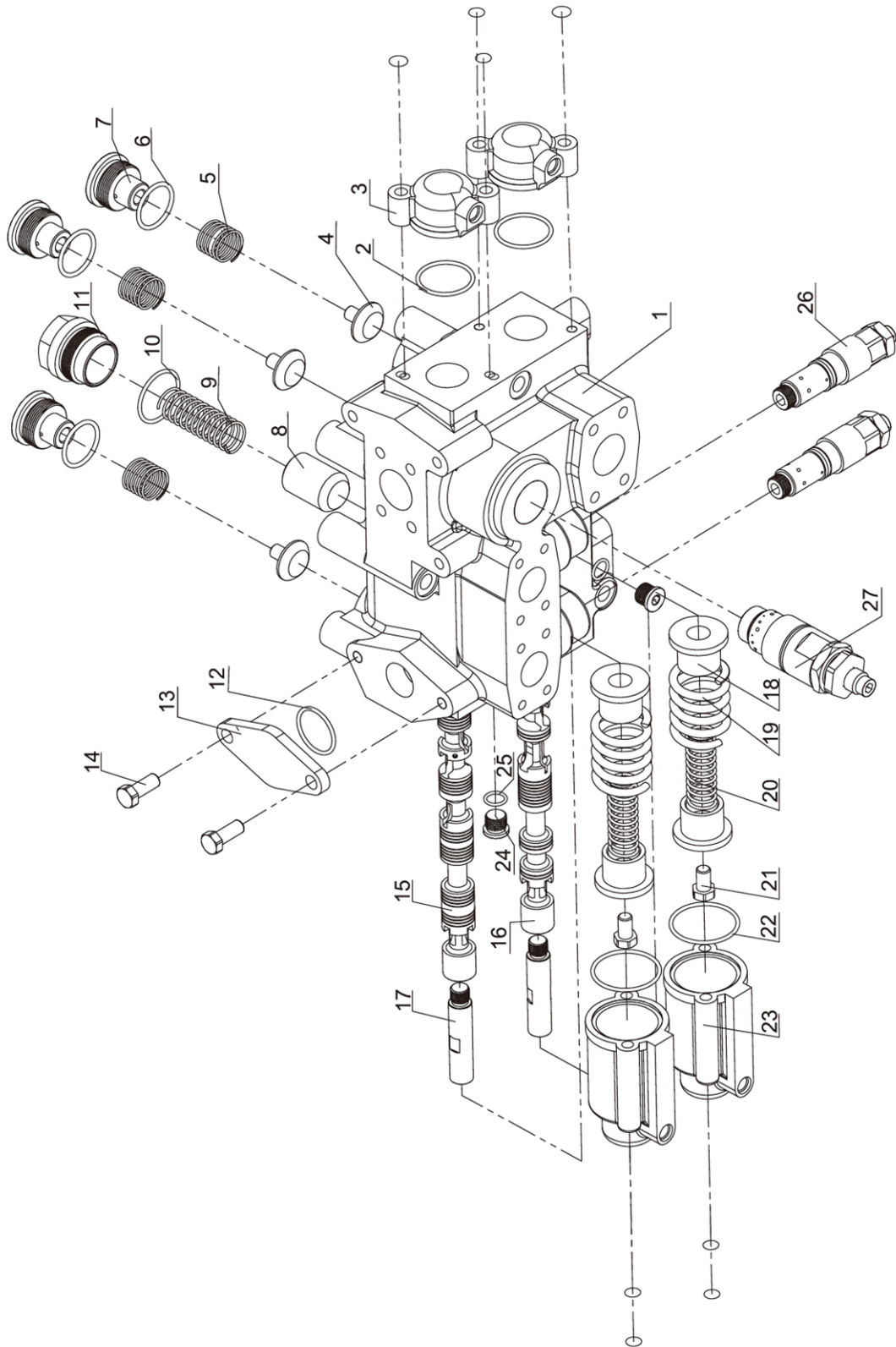
序号 NO.	部件号 PART NO.	零件名称 PART NAME	数量 QTY
0	E32A2X-00A	多路阀 Multiple unit valve	1
1	E32-04E	阀体 Valve body	1
2	E32-03	单向阀芯 One way valve core	2
3	YF10-00A/03/05	低压过载阀 Low pressure overload valve	1
4	E32-02	回位弹簧 Spring	2
5	E32-01	螺堵 Screw block	2
6	GB1235 44×3.5	O型圈44×3.5 O-ring	2
7	YF10-00A/03/10	高压过载阀 High pressure overload valve	1
8	E32-08A	定位板 Location plate	2
9	DFX-32-09	安全阀 Security valve	1
10	E32-12A	回位弹簧 Spring	1
11	JB/ZQ4446 ZG1/8	螺堵ZG1/8 Screw block	2
12	E32-10A	弹簧座 Spring seat	1
13	E32-11A	定位螺钉 Location screw	1
14	E32-09C	端盖 End cover	1
15	E32-06C	端盖 End cover	1
16	GB70.1 M8×25	内六角螺钉M8×25 Screw	8
17	GB93 8	垫圈8 Washer	8
18	E32-05A	定位套 Location sleeve	1
19	E25-04	弹簧 Spring	1
20	GB308 8	钢球8 Steel ball	2
21	E32-07	定位座 Location seat	1
22	E32-13	弹簧座 Spring seat	1
23	GB3452.1 28×3.55	O型圈28×3.55 O-ring	4
24	E32-20	螺堵 Screw block	1
25	GB3452.1 26.5×2.65	O型圈26.5×2.65 O-ring	1
26	ZLF25-25	螺堵 Screw block	1
27	E32.3-03	单向阀芯 One way valve core	1
28	E32.3-04	回位弹簧 Spring	1
29	GB3452.1 31.5×3.55	O型圈31.5×3.55 O-ring	1
30	E32.3-02	螺堵 Screw block	1
31	GB91	开口销 Split pin	2
32	GB3452.1 28×3.55	O型圈28×3.55 O-ring	1
33	E32-18	圆柱销 Rod pin	2
34	GB97 12	垫圈12 Washer	2
35	HDS32X-11	端盖 End cover	2
36	GB3452.1 35.5×1.8	O型圈35.5×1.8 O-ring	1
37	GB70.1 M8×18	内六角螺钉M8×18 Screw	4
38	E25-02B	转斗阀杆 Tilting valve rod	1
39	E25-03B	动臂阀杆 Movable arm valve rod	1

第 51 图 GDF-32-00D 多路阀(331003)
FIG.51 Multiple Unit Valve



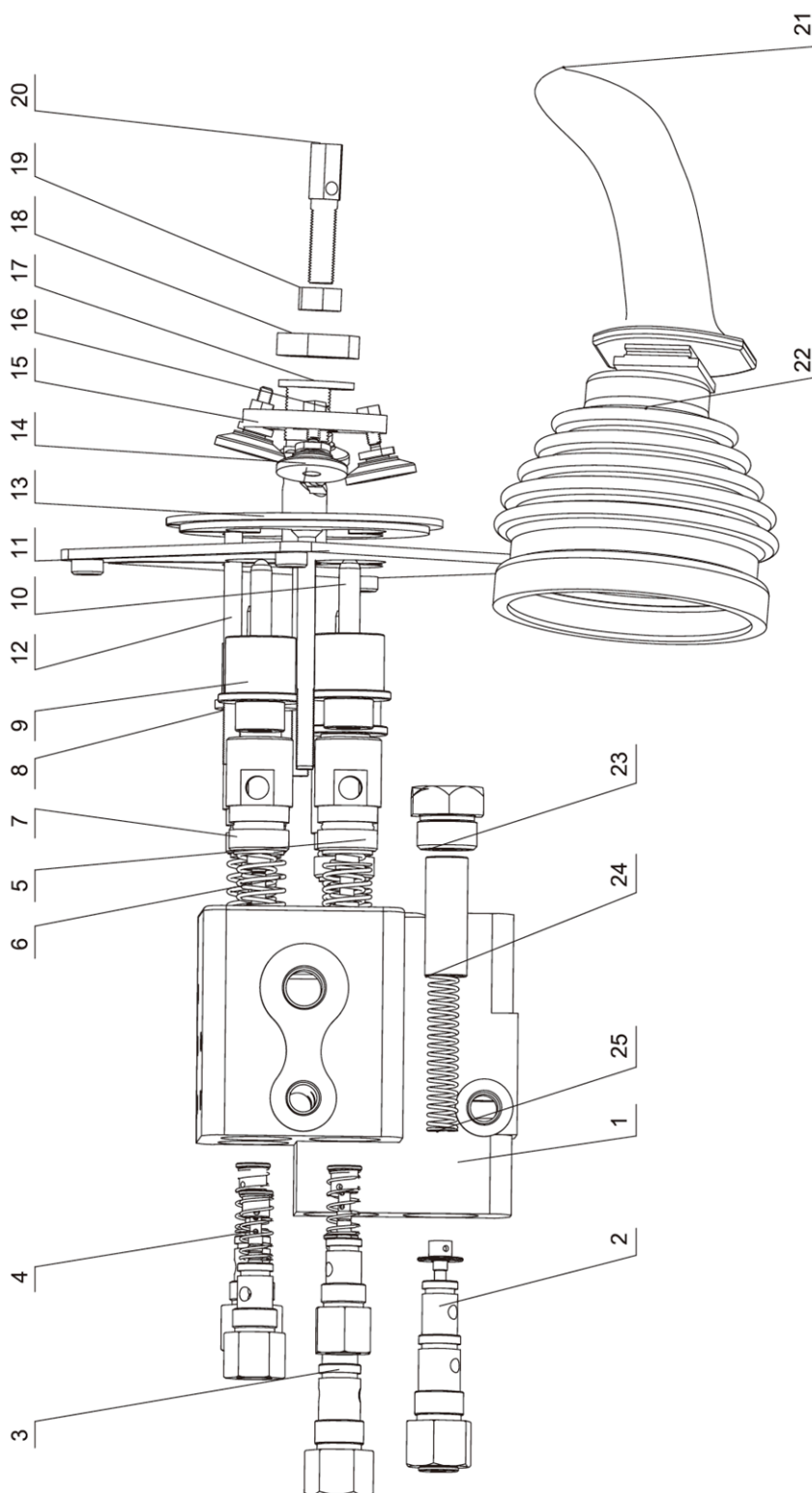
序号 NO.	部件号 PART NO.	零件名称 PART NAME	数量 QTY	
0	GDF-32-00D	手动多路阀总成	Manual multiple unit valve	1
1	GB91 4×20	开口销4×20	Split pin	2
2	DF-32-01	圆肩销	Pin	2
3	GB97.2 12	垫圈12	Washer	2
4	GDF-32III-03c1	动臂阀杆	Movable arm rod	1
5	GDF-32-04	压板	Press plate	2
6	CK28	CK28防尘圈	Dustband ring	2
7	GDF-32-02	垫圈	Washer	2
8	GB3452.1 27.7×3.55	O型圈27.7×3.55	O-ring	4
9	GDF-32-05	阀盖	Valve cover	2
10	GB3452.1 31.5×3.55	O型圈31.5×3.55	O-ring	2
11	GDF-32-07	单向阀弹簧	Check valve spring	2
12	GDF-32-08	单向阀	Check valve	2
13	GB1235 50×3.1	O型圈50×3.1	O-ring	1
14	GB1235 32×3.1	O型圈32×3.1	O-ring	1
15	DF-32-20A	螺塞	Screw plug	1
16	GDF-32-01D	阀体	Valve body	1
17	GDF-32-09A	垫板	Plate	2
18	GB308 7/16"	钢球7/16"	Steel ball	2
19	407428	弹簧	Spring	1
20	GDF-25-15	弹簧座	Spring seat	1
21	GDF-32-17	密封垫	Sealing gasket	2
22	GDF-32-14B	端盖	End cover	1
23	GB93 8	弹簧垫圈8	Spring washer	8
24	GB21 M8×20	螺栓M8×20	Bolt	4
25	GDF-32-20	端盖橡胶塞	End cover rubber plug	1
26	GDF-25-12B	端盖	End cover	1
27	GDF-32-19	端盖橡胶塞	End cover rubber plug	1
28	GB21 M8×15	螺栓M8×15	Bolt	4
29	GDF-32-11	弹簧压座	Spring seat	2
30	GDF-32-16	回位弹簧	Spring	1
31	GDF-32-10a	弹簧座	Spring seat	1
32	DFx-32-09	安全阀	Security valve	1
33	GDF-32-18	测压口堵头	Block	1
34	GB3452.1 11.8×2.1	O型圈11.8×2.1	O-ring	1
35	Y10G03-00	溢流阀	Overflow valve	2
36	GB3452.1 21.2×2.65	O型圈21.2×2.65	O-ring	3
37	GDF-25-18B	螺塞	Screw plug	1
38	GDF-32-30	单向阀	Check valve	2
39	GDF-32-31	单向阀弹簧	Check valve spring	2
40	GDF-32-29	阀盖	Valve cover	2
41	GB96 M6×11	螺钉M6×11	Screw	8
42	GDF-32III-06c1	转斗阀杆	Tilting valve rod	1

第 52 图 D32 多路阀(331001)
FIG.52 Multiple Unit Valve



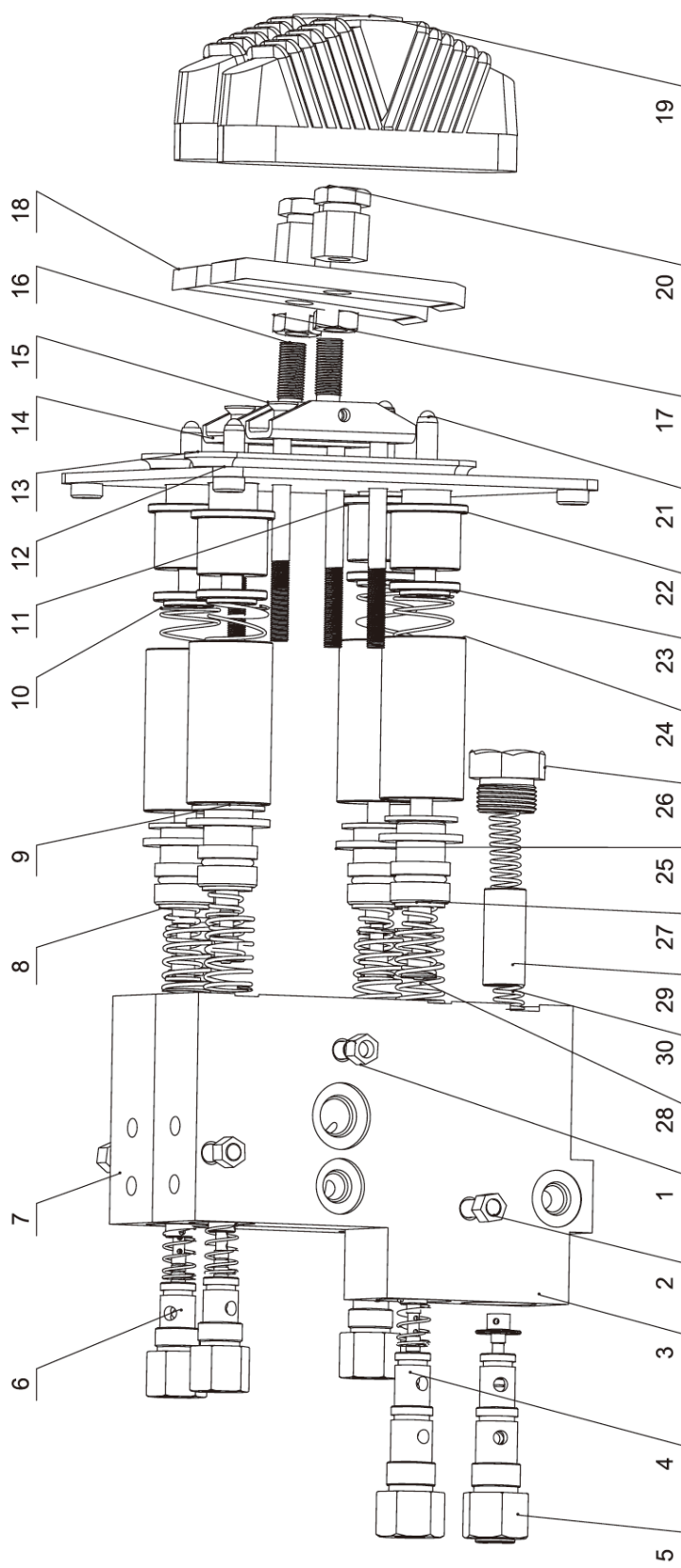
序号 NO.	部件号 PART NO.	零件名称 PART NAME	数量 QTY
1	D32-4	阀体 Valve body	1
2	GB1235 50×3.1	O形密封圈 50×3.1 O-seal ring	2
3	D32-1	端盖 End cover	2
4	D32-17	单向阀 Check valve	3
5	D32-16	弹簧 Spring	3
6	GB1235 44×3.5	O形密封圈 44×3.5 O-seal ring	3
7	D32-19	阀盖 Valve cover	3
8	D32-15	补油阀 Slippage valve	1
9	D32-14	弹簧 Spring	1
10	GB1235 50×3.1	O形密封圈 50×3.1 O-seal ring	1
11	D32-13	补油阀盖 Slippage valve cover	1
12	GB1235 45×3.1	O形密封圈 45×3.1 O-seal ring	1
13	D32-11	盖板 Cover board	1
14	GB5783 M20×30	螺栓 M20×30 Bolt	2
15	D32-12a	转斗阀杆 Rotating valve rod	1
16	D32-2a	动臂阀杆 Movable arm valve rod	1
17	D32-21	阀杆接头 Valve rod joint	2
18	D32-6	弹簧座 Spring base	4
19	D32-8	弹簧 Spring	2
20	D32-7	弹簧 Spring	2
21	GB5783 M20×20	螺栓 M20×20 Bolt	2
22	GB1235 60×3.1	O形密封圈 60×3.1 O-seal ring	2
23	D32-5	端盖 End cover	2
24	D32-3	螺塞 Plug screw	2
25	GB1235 20×2.4	O形密封圈 20×2.4 O-seal ring	2
26	YF08-11-00	过载阀 Overload valve	2
27	D32.2a-00	安全阀 Safety valve	1

第 53 图 DXS 先导阀(331001)
FIG.53 Pilot Valve



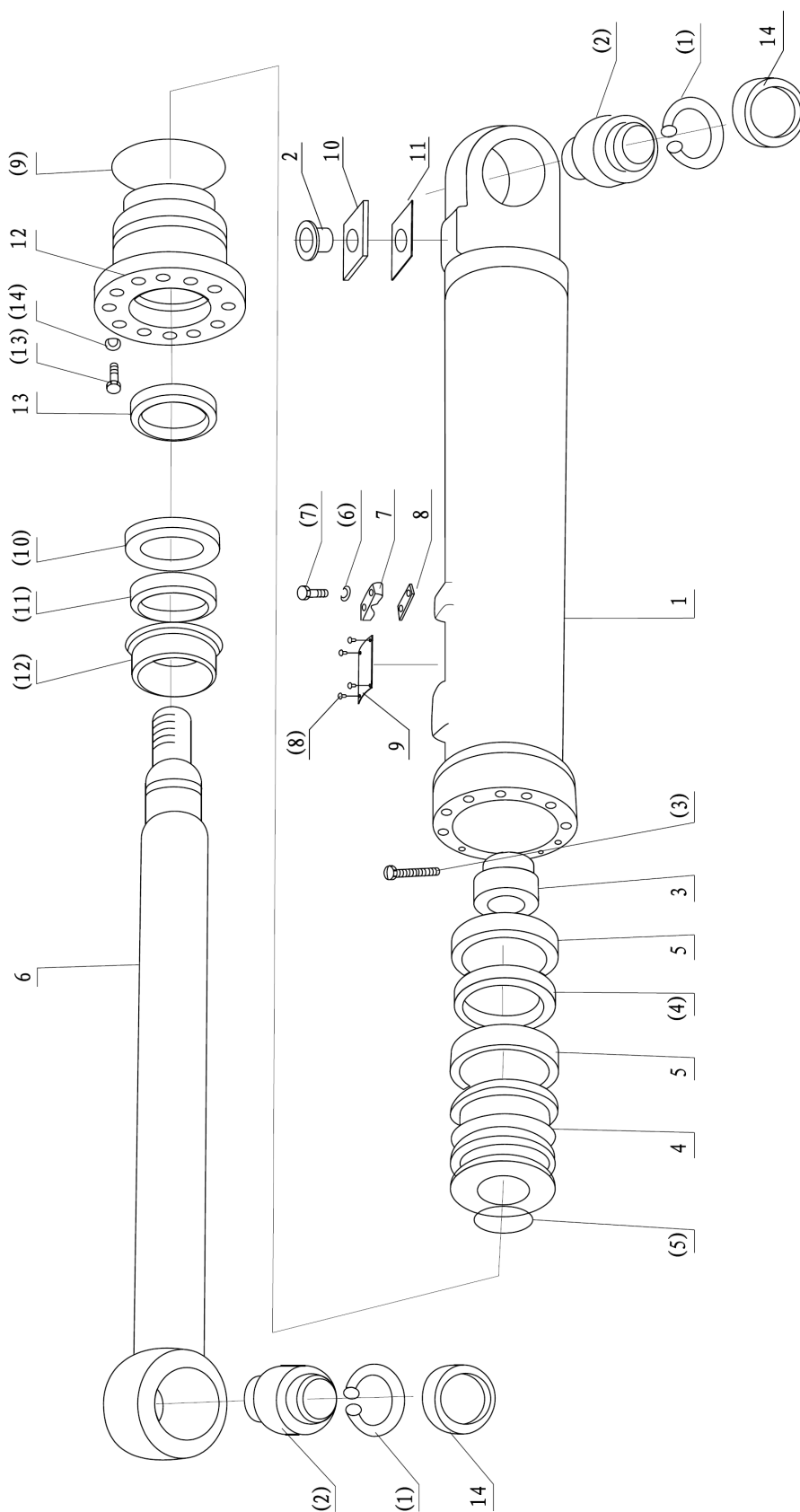
序号 NO.	部件号 PART NO.	零件名称 PART NAME		数量 QTY
1	DXS-08	阀体	Valve body	1
2	DJS-2.05	顺序阀组	Sequence valve module	1
3	DJS-2.04	计量组件 II	Measure module	1
4	DJS-1.04	计量组件 I	Measure module	3
5	DXS-10	压杆组件 I	Pressure lever module	2
6	DJS-1.03	弹簧	Spring	4
7	DXS-12	压杆组件 II	Pressure lever module	2
8	DXS-11	轴套	Bush ring	1
9	DXS-13	电磁铁	Electromagnet	3
10	DXS-05	压销组	Pressure pin module	4
11	DXS-07	安装板组件	Mounting plate module	1
12	GB70.1 M8	螺钉 M8	Screw	4
13	DXS-06	罩板	Hood board	1
14	DXS-03	压板组件	Pressure board module	4
15	DXS-04	固定板	Fixed board	1
16	GB6170 M6	螺母 M6	Nut	4
17	GB848 20	垫圈 20	Washer	1
18	GB6173 M20×1.5	螺母 M20×1.5	Nut	1
19	GB6170 M12	螺母 M12	Nut	1
20	DXS-02	手柄接头	Handle joint	1
21	DXS-01	手柄组件	Handle module	1
22	DXS-09a	橡胶罩	Rubber hood	1
23	DXS-16	螺塞	Plug screw	1
24	DXS-17	导向套	Guide sleeve	1
25	DJS-2.07a	弹簧	Spring	1

第 54 图 DJS 先导阀(331001)
FIG.54 Pilot Valve



序号 NO.	部件号 PART NO.	零件名称 PART NAME	数量 QTY
1	GB6170 M8	螺母 M8 Nut	6
2	DJS-4.01	螺栓 Bolt	3
3	DJS-2.02a	提升阀体 Lift valve	1
4	DJS-2.04	计量组件 II Measure module	1
5	DJS-2.05	顺序阀组 Sequence valve module	1
6	DJS-1.04	计量组件 I Measure module	3
7	DJS-1.06a	转斗阀体 Tipping valve	1
8	DJS-1.02	压杆组件 Pressure lever module	2
9	DJS-5.11	垫圈 Washer	4
10	DJS-5.10	弹簧 Spring	4
11	DJS-5.12	轴套 Bush ring	1
12	DJS-5.07	安装板组件 Mounting plate module	1
13	DJS-5.06	胶套座 Rubber sleeve seat	2
14	DJS-5.14	支架 Support	2
15	GB70.1 M8	螺钉 M8 Screw	4
16	DJS-5.17	螺栓 Bolt	2
17	DJS-5.16	螺母 Nut	2
18	DJS-5.03	压条 Layering	2
19	DJS-5.02	橡胶罩 Rubber hood	2
20	DJS-5.01	螺母 Nut	2
21	DJS-5.04	压销组 Pressure pin module	4
22	DJS-5.18	电磁铁 Electromagnet	3
23	DJS-5.08	压板 Pressure board	4
24	DJS-5.09	套筒 Mantle	4
25	DJS-1.01	垫圈 Washer	4
26	DJS-2.01	螺塞 Plug screw	1
27	DJS-2.03	阀杆组件 Valve lever module	2
28	DJS-1.03	弹簧 Spring	4
29	DJS-2.06	导向套 Guide sleeve	1
30	DJS-2.07a	弹簧 Spring	1

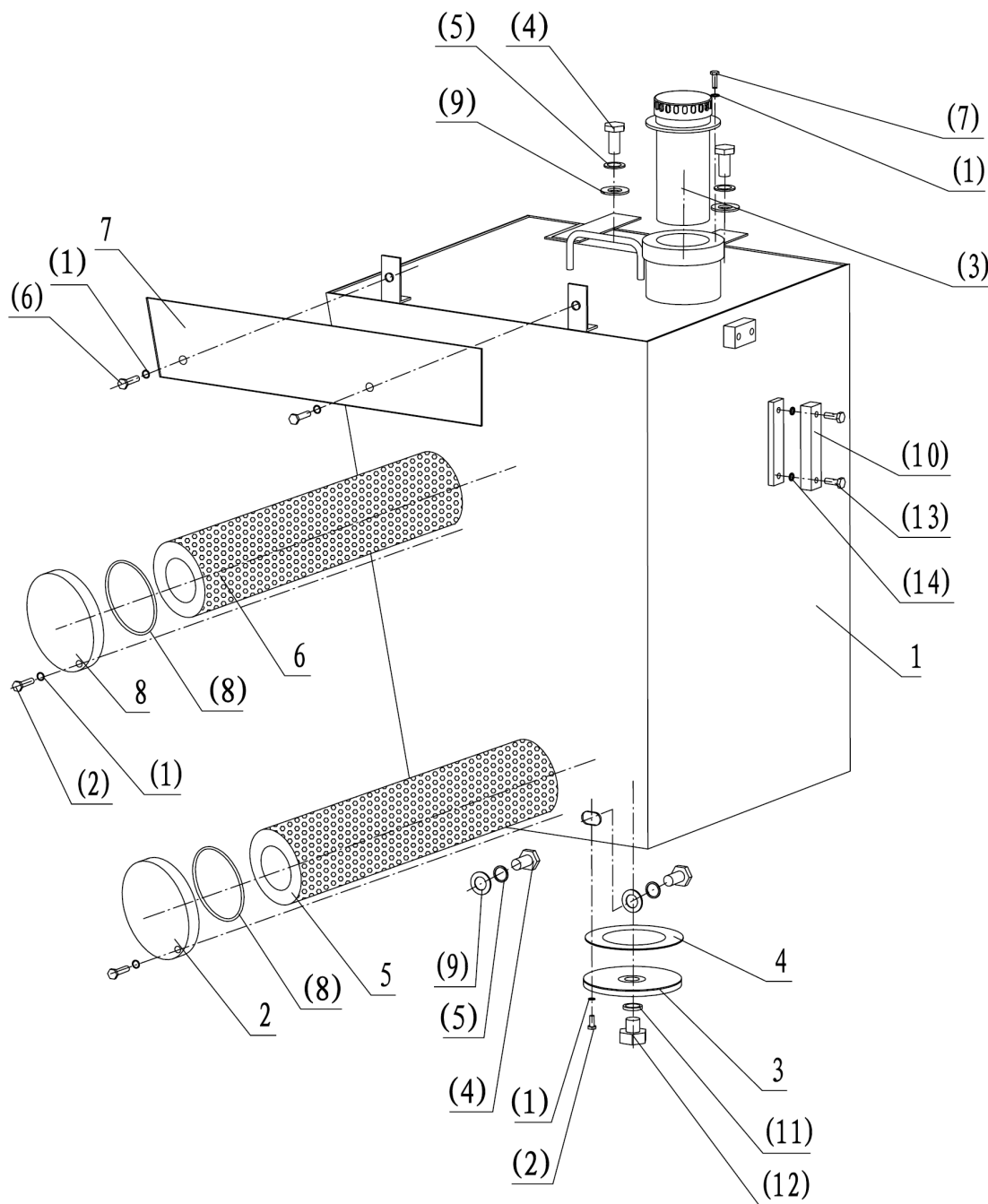
第 55 图 翻斗油缸(370901)
FIG.55 Tipping Cylinder



序号 NO.	部件号 PART NO.	零件名称 PART NAME		数量 QTY
0	DG958-06500	翻斗油缸	Tipping cylinder	1
	DG956-06500A	翻斗油缸(长臂金刚)	Tipping cylinder(Long arm king)	1
1	ZL50DG2.32.1	缸体	Cylinder body	1
2	ZL30QF.32-8	塑料塞	Plastic plug	2
3	ZL50QD.32-1	槽型螺母	Slotted nut	1
4	ZL50QD.32-4	活塞	Piston	1
5	ZL50QD.32-5	支承环	Support ring	2
6	ZL50DG2.32.2	活塞杆组件(DG958-06500)	Piston rod module	1
	ZL50DG2.32A.2	活塞杆组件(DG956-06500A)	Piston rod module	1
7	ZL50QD.32-3	压板	Plate	1
8	ZL50QD.32-10	胶垫	Pad	1
9	ZL50DG2.32NAMP	铭牌(DG958-06500)	Nameplate	1
	ZL50DG2.32A-1	铭牌(DG956-06500A)	Nameplate	1
10	BHG-1003	油口保护盖	Port protective cover	2
11	BHG-2003	橡胶垫	Rubber pad	2
12	DG956N-06500-3	导向套	Guide sleeve	1
13	ZL60QM.31A-9	支承环	Support ring	2
14	FB80×120×13	内包骨架防尘	Skeleton dust	4
(1)	GB893.1 120	孔用弹性挡圈120	Hole circlip	4
(2)	GB304.5 GE80ES	关节轴承GE80ES	Joint bearing	2
(3)	GB91 10×120	开口销10×120	Cotter pin	1
(4)	200×179×8.1	格莱圈D200	Glyd ring	1
(5)	GB1235 90×3.1	O形圈90×3.1	O-ring	1
(6)	GB93 10	弹垫10	Spring washer	2
(7)	GB5782 M10×50	螺栓M10×50	Bolt	2
(8)	GB867 2×4	铆钉2×4	Rivet	4
(9)	GB1235 200×5.7	O形圈200×5.7	O-ring	2
(10)	110×125.1×6.3	斯特封D110	Step ring	1
(11)	B3B030P5008	KY圈110×130×16	KY-ring	1
(12)	AH110AZ5071	防尘圈	Dust ring	1
(13)	GB5783 M20×55	螺栓M20×55	Bolt	12
(14)	GB93 20	弹垫20	Spring washer	12

序号 NO.	部件号 PART NO.	零件名称 PART NAME		数量 QTY
0	DG958-06600	举升缸(标准臂)	Lifting cylinder(Short arm)	1
	DG958-J06600	举升缸	Lifting cylinder	1
1	ZL50DG2.31.1	缸筒总成(DG958-06600)	Cylinder assembly	1
	ZL50DG2.31A.1A	缸筒总成(DG958-J06600)	Cylinder assembly	1
2	BHG-2003	橡胶垫	Rubber pad	2
3	BHG-1003	盖板	Cover plate	2
4	ZL50QF.31-1	槽形螺母	Slotted nuts	1
5	ZL50QF.31-2	活塞	Piston	1
6	ZL50QF.31-5	支承环	Support ring	2
7	ZL50DG2.31B.2	活塞杆(DG958-06600)	Piston rod	1
	ZL50JG2.31B.2	活塞杆(DG958-J06600)	Piston rod	1
8	ZL50DG2.31DMP	铭牌(DG958-06600)	Nameplate	1
	ZL50JG2.31CMP	铭牌(DG958-J06600)	Nameplate	1
9	ZL30QF.32-8	塑料塞	Plastic plug	2
10	ZL50DG2.31D-3	导向套	Guide sleeve	1
11	ZL50QF.31A-4	支承环	Support ring	2
12	85×105×4	内包骨架防尘	Skeleton dustproof	2
13	ZL50G2-11000-9D	举升缸叉头	Fork	1
(1)	GB893.1 105	孔用弹性挡圈105	Hole circlip	2
(2)	ZL50DG2.31B-01	复合套	Bush	1
(3)	GB91 10×115	开口销10×115	Split pin	1
(4)	180×159×8.1	格莱圈D180	Glyd ring	1
(5)	GB1235 80×3.1	O形圈80×3.1	O-ring	1
(6)	GB867 2×4	铆钉2×4	Rivet	4
(7)	GB5781 M10×20	螺栓M10×20	Bolt	4
(8)	GB1235 180×5.7	O形圈180×5.7	O-ring	2
(9)	100×115.1×6.3	斯特封	Step seal	1
(10)	B3A020P500	KY圈100×120×14.5	KY-ring	1
(11)	AH100AZ5071	防尘圈100×114×6/4	Dust ring	1
(12)	GB5783 M20×50	螺栓M20×50	Bolt	12
(13)	GB93 20	弹垫20	Spring washer	12
(14)	GB79 M10×25	内六角螺钉M10×25	Screw	1

第 57 图 液压油箱总成
FIG.57 Hydraulic Tank Assembly

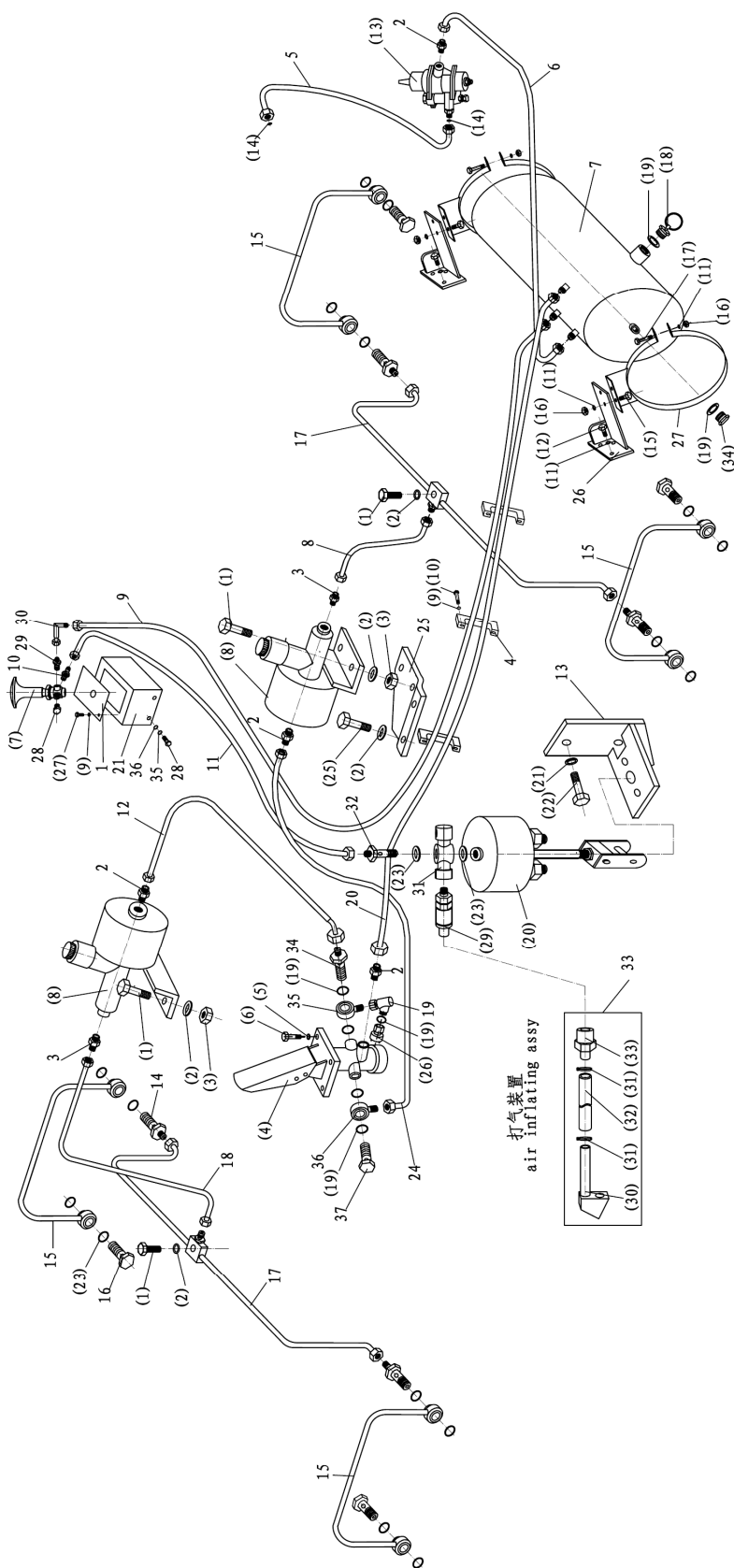


序号 NO.	部件号 PART NO.	零件名称 PART NAME		数量 QTY
0	DG956W-06200	机油箱总成	Engine tank assy.	1
1	DG956W-06201	机油箱体	Tank body	1
2	ZL50G2-06202B	滤网顶盖总成1	Screen assy. I	1
3	ZL18-06204A	法兰	Flange	1
4	GB1235 140×3.1	O型圈140×3.1	O-ring	1
5	YLX-53	吸油滤清器	Oil suction filter	1
6	YLX-50	回油滤清器	Return filter	1
7	DG956W-06207	挡板	Baffle	1
8	ZL50G2-06211B	滤网顶盖总成2	Screen assy. 2	1
(1)	GB93 8	弹垫8	Spring washer	26
(2)	GB5783 M8×20	螺栓M8×20	Bolt	22
(3)	SJXKL-800×10	加油滤网总成	Oil filling screen assy.	1
(4)	GB5783 M20×40	螺栓M20×40	Bolt	4
(5)	GB93 20	弹垫20	Spring washer	4
(6)	GB5783 M8×25	螺栓M8×25	Bolt	2
(7)	GB5783 M8×16	螺栓M8×16	Bolt	4
(8)	GB3452.1 136×3.55	O形圈136×3.55	O-ring	2
(9)	GB95 20	垫圈20	Washer	4
(10)	YWZ-127	液位计	Level indicator	1
(11)	JB982 27	组合垫圈27	Combined washer	1
(12)	JB1000 M27×2	螺塞M27×2	Plug screw	1
(13)	YWJ-1-4	油口空心螺栓	Hollow bolt	2
(14)	JB982 10	组合垫圈10	Combined washer	2



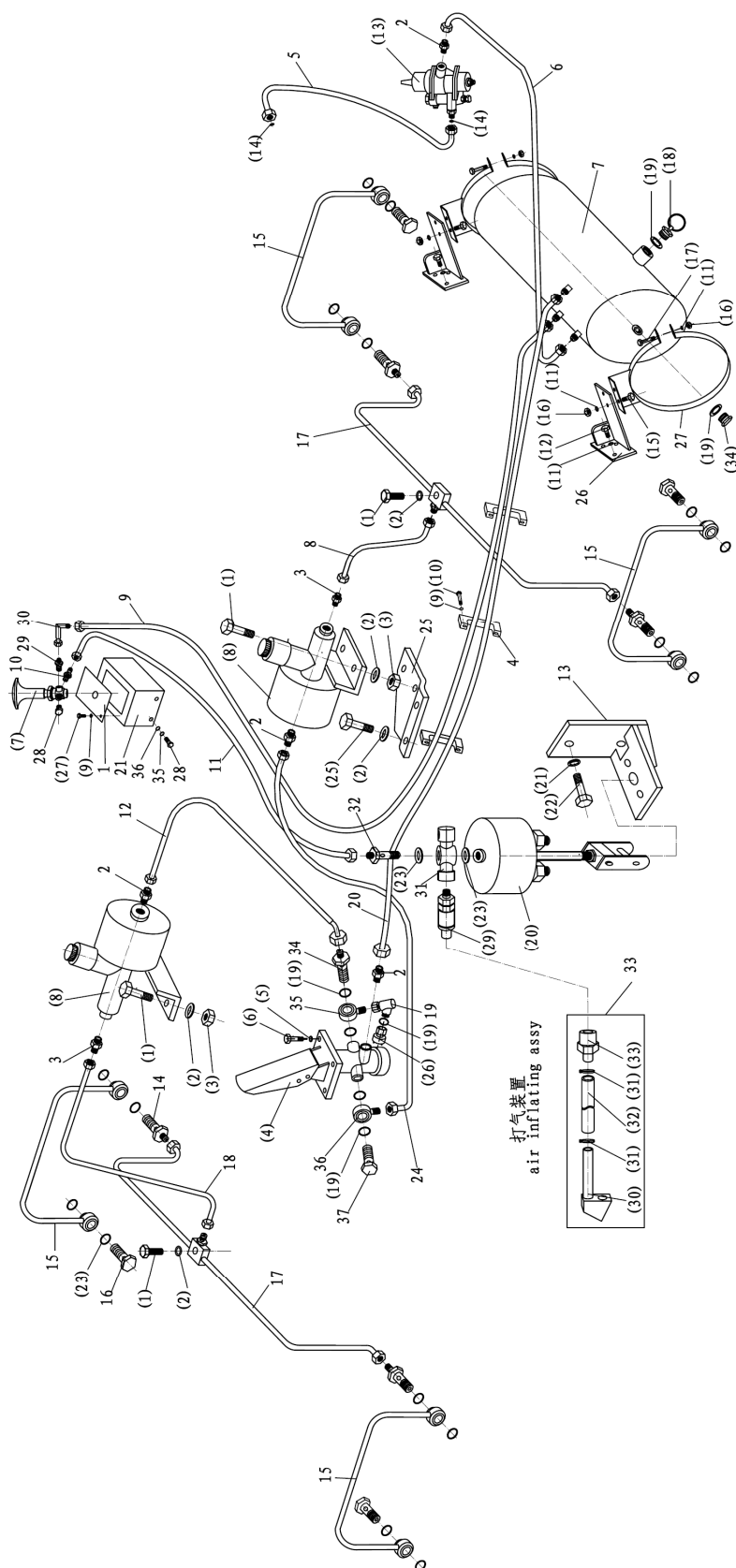
制动系统
BRAKE SYSTEM

第 58 图 制动系统
FIG.58 Braking System



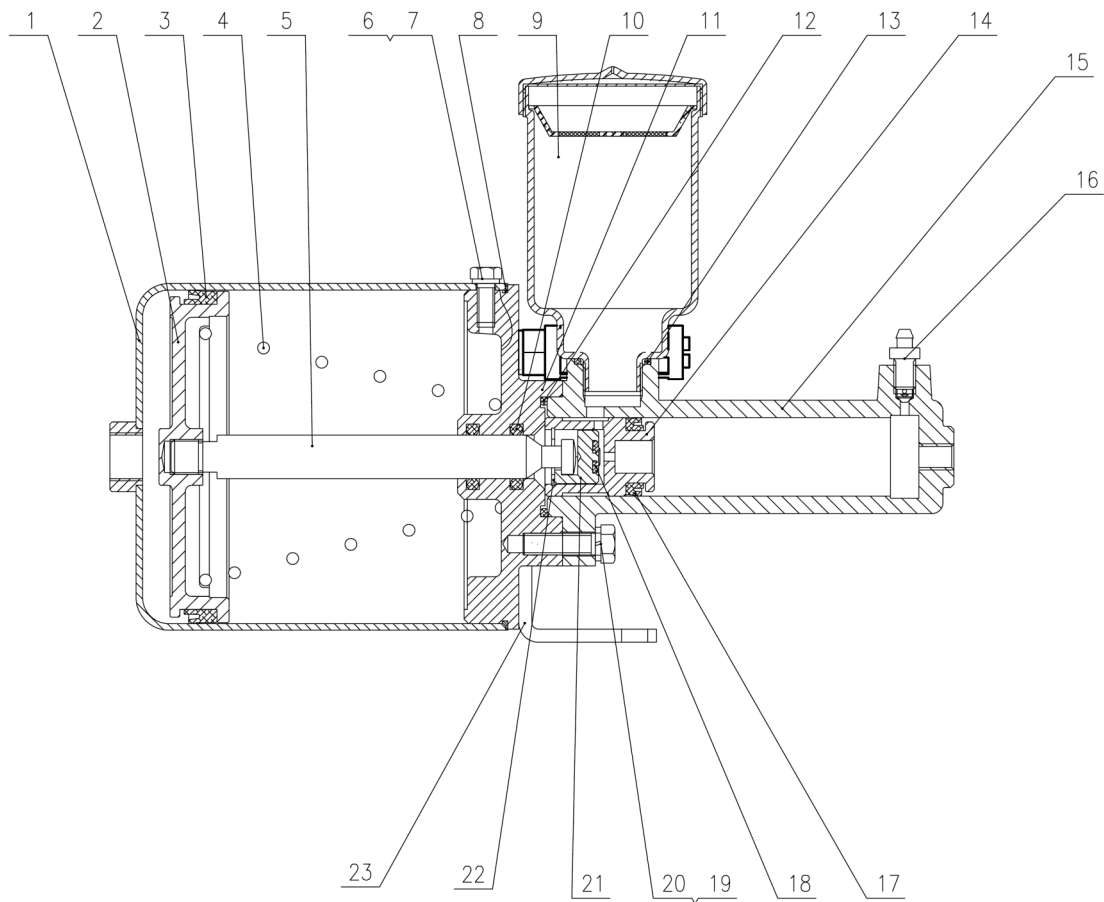
序号 NO.	部件号 PART NO.	零件名称 PART NAME	数量 QTY
1	DG965-06008-2	盖板 Plate	1
2	ZL50G2-07003	接头体 Joint	5
3	ZL50G2-07004	接头体 Joint	3
4	ZL50G2-07005	管卡 Pipe clip	3
5	ZL50G3-07008A	空压机出气管 Compressor outlet pipe	1
6	ZL50G2-07006B	储气筒至组合阀进气管 Inlet pipe	1
7	ZL50G2-07009A	储气筒 Air cylinder	1
8	ZL50G2-07027	后刹车泵至后桥制动软管 Tube	1
9	DG956W-07031A	储气筒至手制动阀气管 Tube	1
10	ZL50G2-07025	接头体 Joint	1
11	DG956W II -07011A	手制动阀至制动气室气管 Tube	1
12	DG956W-07019	前刹车泵至脚制动阀软管 Tube	1
13	DG956W II -07013B	支架 Bracket	1
14	ZL50G2-07013	铰接螺栓 Link bolt	4
15	ZL50G2-07014C	刹车管 Brake tube	4
16	ZL50G3-07015	接头体 Joint	4
17	ZL50G2-07017C	刹车管 Brake tube	2
18	ZL50G2-07031A	前刹车泵至前桥制动软管 Tube	1
19	ZL50G2-07016A	三通接头 T-joint	1
20	ZL50G2-07032	储气筒至脚制动阀气管 Tube	1
21	DG965-06008-1	罩盒 Cover box	1
24	ZL50G2-07037	后加力泵至脚制动阀气管 Tube	1
25	ZL50G2-07011	后加力泵支架 Boosting pump braket	1
26	ZL50G2-07021A	储气筒支架 Air cylinder braket	2
27	ZL50G2-07022A	储气筒箍 Air cylinder hoop	2
28	ZL50G2-07024	手控阀螺塞 Plug valve	1
29	ZL50G2-07019	接头体 Joint	1
30	DG956N-07003	接头 Jiont	1
31	ZL50G3-07014C	接头体 Joint	1
32	ZL50G3-07015	接头体 Joint	1
33	ZL50G3-07046	打气装置总成 Air inflating assy.	1
34	ZL50G2-07043	接头体 Joint	1
35	ZL50G2-07044	接头体 Joint	1
36	DG938-07008	铰接接头 Link bolt	1
37	DG938-07032	铰接螺栓 Link bolt	1

第 58 图 制动系统
FIG.58 Braking System



序号 NO.	部件号 PART NO.	零件名称 PART NAME	数量 QTY
(1)	GB5781 M12×30	螺栓M12×30 Bolt	6
(2)	GB93 12	弹簧垫圈12 Spring washer	8
(3)	GB6170 M12	螺母M12 Nut	4
(4)	XM60C-3514002	气制动阀 Air brake valve	1
(5)	GB93 8	弹簧垫圈8 Spring washer	8
(6)	GB5781 M8×30	螺栓M8×30 Bolt	4
(7)	QZ50A-3526001	手控制动阀 Manual control brake valve	1
(8)	LG22-JLB	空气加力泵(金城桥) Air boosting pump(Jincheng axle)	2
	LY09-LG22	空气加力泵(美驰桥) Air boosting pump(Meritor axle)	2
(9)	GB93 6	弹簧垫圈6 Spring washer	12
(10)	GB5781 M6×40	螺栓M6×40 Bolt	6
(11)	GB93 10	弹簧垫圈10 Spring washer	12
(12)	GB5781 M10×25	螺栓M10×25 Bolt	6
(13)	SH380A-3511002	油水分离器组合阀 Group valve	1
(14)	JB982 14	组合垫圈14 Combined washer	2
(15)	GB5781 M10×30	螺栓M10×30 Bolt	4
(16)	GB6170 M10	螺母M10 Nut	6
(17)	GB5781 M10×70	螺栓M10×70 Bolt	2
(18)	35360070010	自动放水阀 Auto water drain valve	1
(19)	JB982 22	组合垫圈22 Combined washer	4
(20)	QZ50B-3507002	驻车制动气室 Parking brake air cavity	1
(21)	GB93 20	弹簧垫圈20 Spring washer	2
(22)	GB5783 M20×40	螺栓M20×40 Bolt	2
(23)	JB982 12	组合垫圈12 Combined washer	18
(24)	D2900-20000	扎带 Clip	2
(25)	GB5781 M12×25	螺栓M12×25 Bolt	2
(26)	JN150-372001	制动灯开关 Brake lamp switch	1
(27)	GB5781 M6×16	螺栓M6×16 Bolt	4
(28)	GB819 M5×10	螺钉ZM5×10 Screw	4
(29)	SH-40-TSK-L-1/2°	气动快速接头 Quick-change joint	1
(30)	TC-6	打气嘴 Air in-let joint	1
(31)	JB3618.1 15-18	卡箍15-18 Clip	2
(32)	GB2250 φ8-3500	输氧胶管(3500mm) Hose	1
(33)	PH-40-TSK	气动快速接头 Quick-change joint	1
(34)	JB1000 M22×1.5	螺塞M22×1.5 Screw plug	1
(35)	GB93 5	弹簧垫圈5 Spring washer	4
(36)	GB95 5	垫圈5 Washer	4

第59图 空气加力泵
FIG.59 Air Boosting Pump

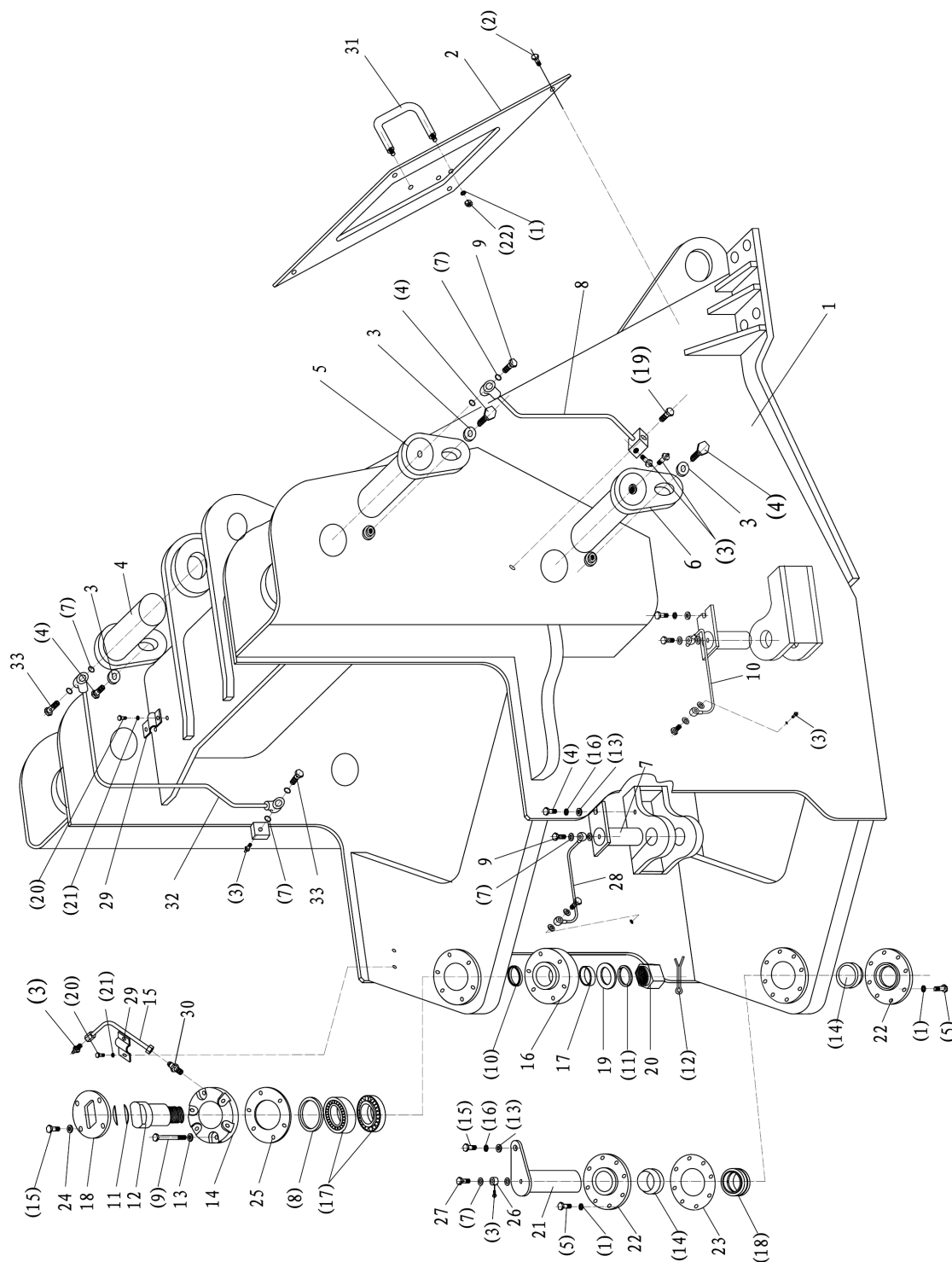


序号 NO.	部件号 PART NO.	零件名称 PART NAME		数量 QTY
0	LG22-JLB	空气加力泵	Air boosting pump	1
	LY09-LG22	空气加力泵	Air boosting pump	1
1	LG40A-01	气缸体(LG22-JLB)	Cylinder case	1
	LY09-LG22-01	气缸体(LY09-LG22)	Cylinder case	1
2	LG40A-02	铝活塞(LG22-JLB)	Piston	1
	LY09-LG22-02	铝活塞(LY09-LG22)	Piston	1
3	LG40A-03	密封圈(LG22-JLB)	Sealing ring	1
	LY09-LG22-03	密封圈(LY09-LG22)	Sealing ring	1
4	LG40A-04	回位弹簧(LG22-JLB)	Spring	1
	LY09-LG22-04	回位弹簧(LY09-LG22)	Spring	1
5	LG40A-05	轴	Shaft	1
6	LG40A-20	衬胶垫圈	Washer	6
7	GB5783 M8×20	螺栓M8×20	Bolt	7
8	LG40A-21	异形圈	Washer	1
9	LY09-LG22-09	油杯	Oil cup	1
10	LG40A-07	O型圈	O-ring	1
11	LG40A-09B	端盖(LG22-JLB)	End cover	1
	LY09-LG22-11	端盖(LY09-LG22)	End cover	1
12	LG40A-10	O型圈	O-ring	1
13	LY09-LG22-13	O型圈	O-ring	1
14	LG40A-11	油活塞(LG22-JLB)	Oil piston	1
	LY09-LG22-14	油活塞(LY09-LG22)	Oil piston	1
15	LG40A-12	油缸体(LG22-JLB)	Cylinder case	1
	LY09-LG22-15	油缸体(LY09-LG22)	Cylinder case	1
16	LG40A-13	放气螺钉	Screw	1
17	LG40A-14	密封圈(LG22-JLB)	Sealing ring	1
	LY09-LG22-17	密封圈(LY09-LG22)	Sealing ring	1
18	LG40A-15	进油阀门	Oil-in valve	1
19	GB93 10	弹簧垫圈10	Spring washer	3
20	GB5783 M10×35	螺栓M10×35	Bolt	3
21	LG40A-16	活塞内件	Piston inner parts	1
22	GB893.1 25	孔用挡圈25	Ring for hole	1
23	LY09-LG22-23	安装支架	Fixed bracket	1



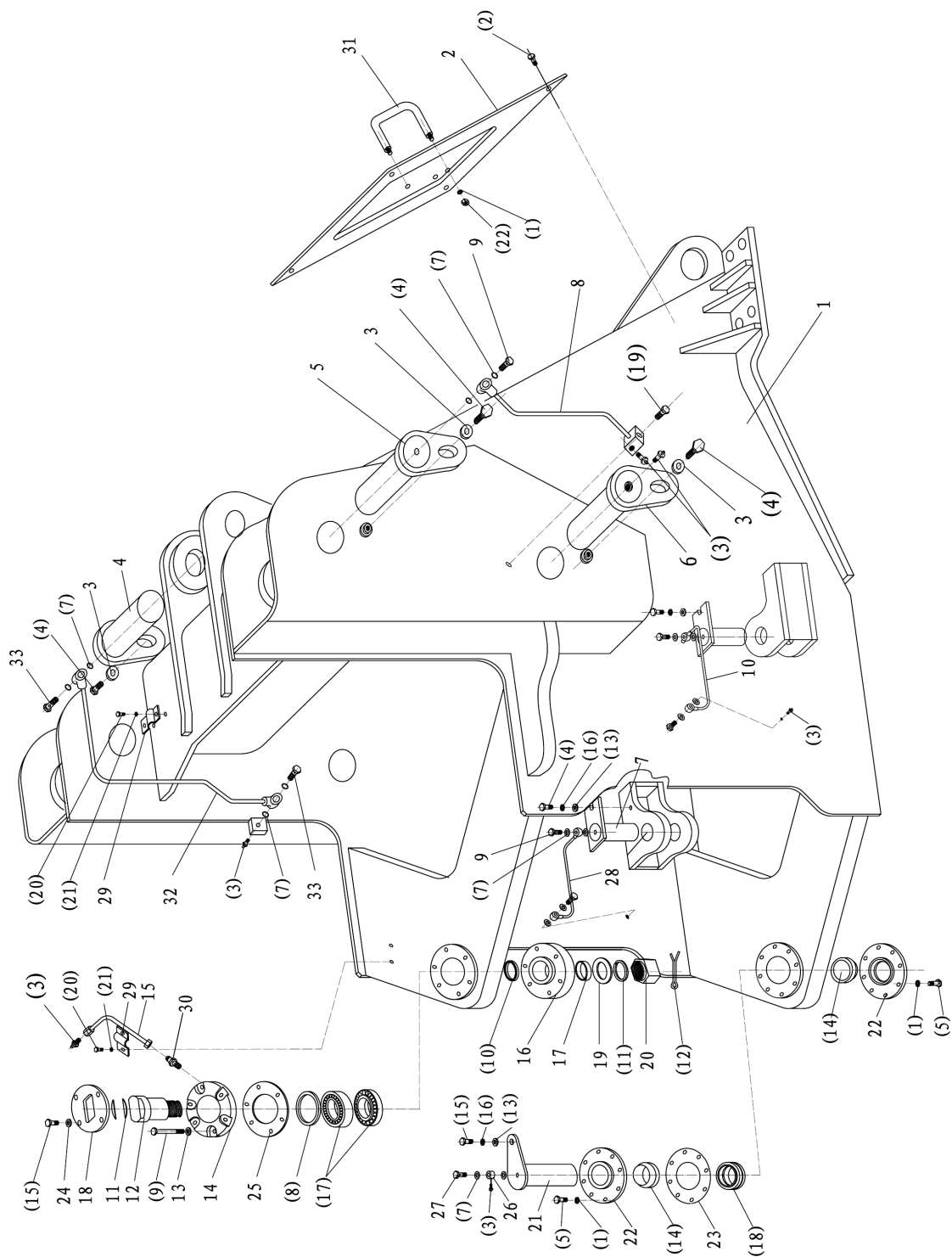
车架及工作装置
FRAME AND WORK DEVICE

第 60 图 前车架总成
FIG.60 Front Frame Assembly



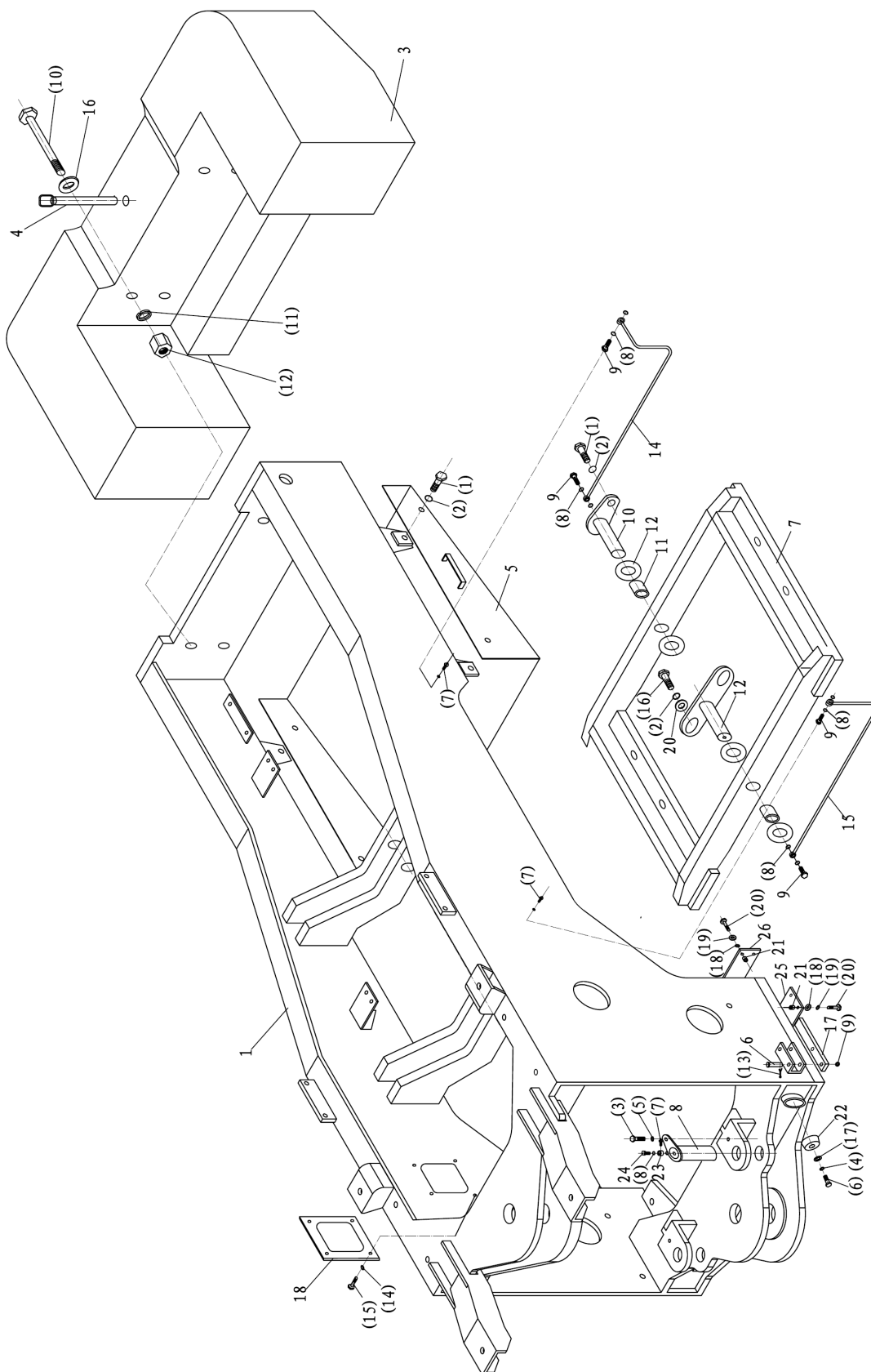
序号 NO.	部件号 PART NO.	零件名称 PART NAME	数量 QTY
1	ZL50G2(A)-09100A	前车架(先导操纵)	1
	ZL50FIII(A)-09100A	前车架(机械操纵)	1
2	ZL50G2-09001A	小盖板	1
3	DG953-11005	垫圈	5
4	ZL50G2-09300D	翻斗缸后销轴总成	1
5	ZL50G2-09400D	动臂后销轴总成	2
6	ZL50G2-09500D	举升缸后销轴总成	2
7	ZL50G2-09600	转向缸前销轴总成	2
8	DG956N1-09002	黄油管	2
9	ZL50G2-09003	铰接螺栓	4
10	ZL50G2-09700A(R)	右前转向润滑油管	1
11	ZL50FIII(A)-09004	调整垫	1
12	ZL50FIII(A)-09005	上铰接轴	1
13	ZL50FIII(A)-09006	垫圈	6
14	ZL50FIII(A)-09007	轴承盖	1
15	DG956N1-09003	上铰接轴黄油管	1
16	ZL50FIII(A)-09009	轴承座	1
17	ZL50FIII(A)-09010	隔套	1
18	ZL50FIII(A)-09011	压板	1
19	ZL50G2-09007A	盘	1
20	ZL50G2-09008	开槽螺母	1
21	ZL50G2-09900	下铰接轴总成	1
22	ZL50G2-09009	下铰接轴承盖	2
23	ZL50G2-09010	垫子	1
24	ZL50FIII(A)-09016	垫圈	4
25	ZL50FIII(A)-09017	调整垫	6
26	DG930A-09005	丝座	1
27	DG930A-09006	铰接螺栓	1
28	ZL50G2-09700A(L)	左前转向润滑油管	1
29	DG953-10014	加紧卡	1
30	DG956N1-09004	铰接螺栓	1
31	ZL50G2-09200	手柄总成	1
32	DG956N1-09005	黄油管	1
33	DG930A-10005	铰接螺栓M10×1	2

第 60 图 前车架总成
FIG.60 Front Frame Assembly



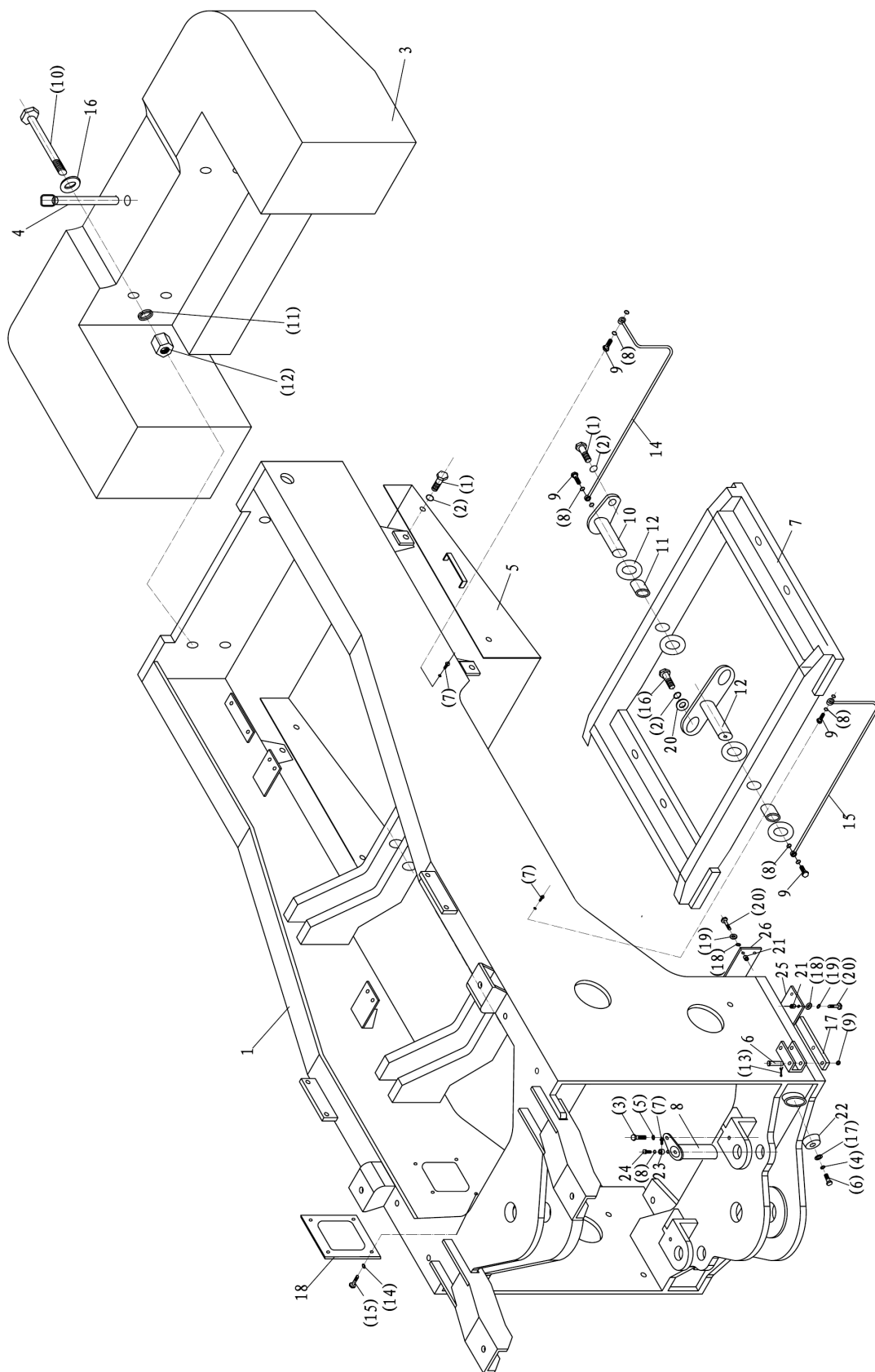
序号 NO.	部件号 PART NO.	零件名称 PART NAME	数量 QTY
(1)	GB93 12	弹垫12 Spring washer	26
(2)	GB5787 M8×20	螺栓M8×20 Bolt	6
(3)	GB1152 M10×1	油杯M10×1 Oil cup	10
(4)	GB5783 M16×30	螺栓M16×30 Bolt	7
(5)	GB5783 M12×30	螺栓M12×30 Bolt	24
(7)	JB982 10	组合垫圈10 Combined washer	21
(8)	GB9877.1 B80×100×10	唇形密封圈 B80×100×10 Seal ring	1
(9)	GB5782 M12×110	螺栓M12×110 Bolt	6
(10)	GB9877.1 B85×110×12	唇形密封圈 B85×110×12 Seal ring	1
(11)	GB93 48	弹垫48 Spring washer	1
(12)	GB91 6.3×90	开口销6.3×90 Cotter pin	1
(13)	GB95 16	垫圈16 Washer	3
(14)	SJM03-1	防尘圈70 Dust ring	2
(15)	GB5783 M16×35	螺栓M16×35 Bolt	5
(16)	GB93 16	弹垫16 Spring washer	3
(17)	GB297 7514E	圆锥滚子轴承7514E Bearing	2
(18)	GB304.5 GE70ES	关节轴承GE70ES Joint bearing	1
(19)	GB5783 M10×40	螺栓M10×40 Bolt	2
(20)	GB67 M6×10	螺钉M6×10 Screw	4
(21)	GB93 6	弹垫6 Spring washer	4
(22)	GB6170 M12	螺母M12 Nut	2

第 61 图 后车架总成
FIG.61 Rear Frame Assembly



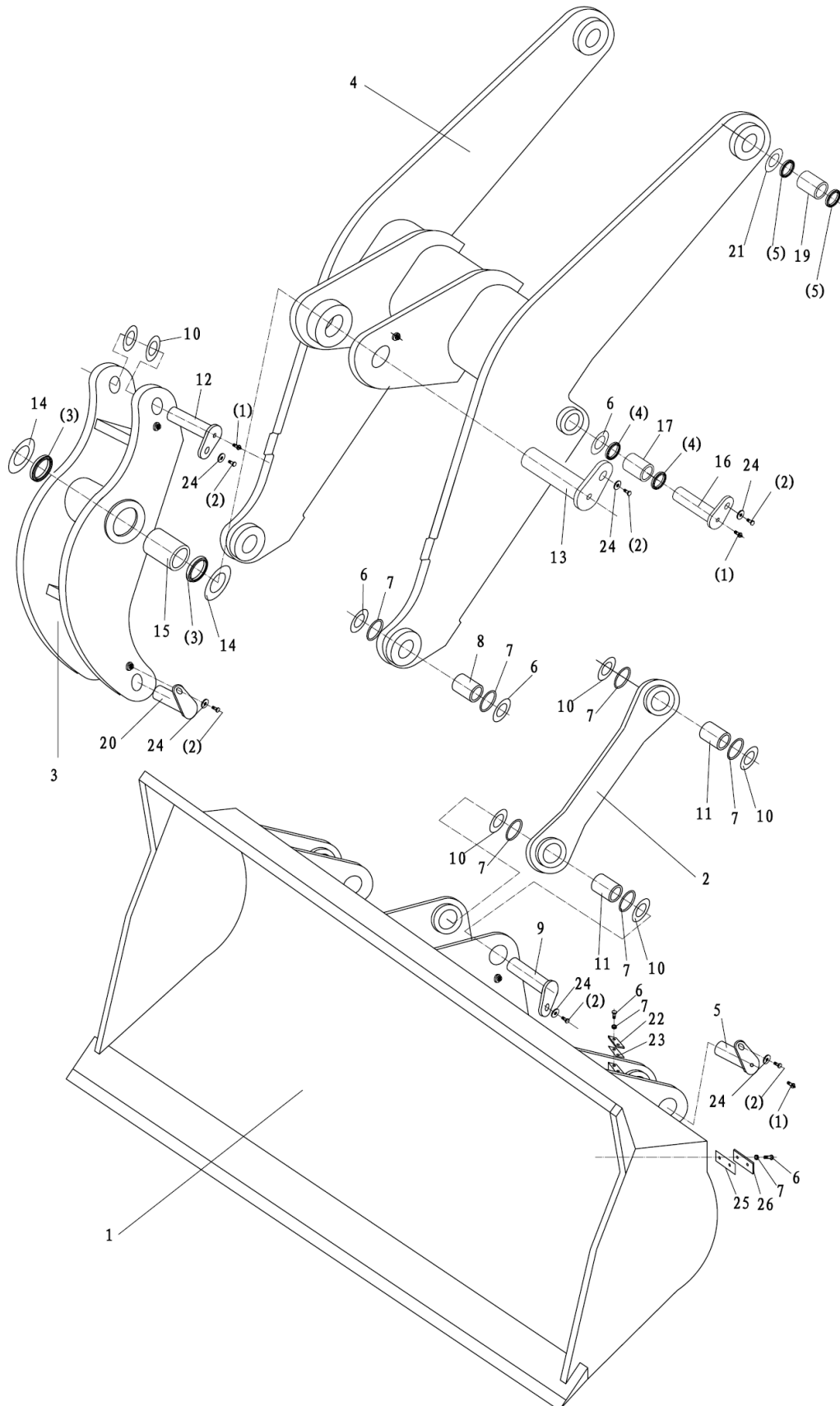
序号 NO.	部件号 PART NO.	零件名称 PART NAME	数量 QTY
1	ZL50FIII(A)-10100	车架体(潍柴行星箱) Rear frame (Weichai+planet gearbox)	1
	DG956W7(A)-10100	车架体(潍柴电控箱) Rear frame (Weichai+E-gearbox)	1
	DG956W II (A)-10100	车架体(上柴电控箱) Rear frame (Shangchai+E-gearbox)	1
	DG956A(A)-10100	车架体(上柴行星箱) Rear frame (Shangchai+planet gearbox)	1
	DG956WIV(A)-10100	车架体(康明斯行星箱) Rear frame (Cummins+planet gearbox)	1
	DG956W V (A)-10100	车架体(康明斯电控箱) Rear frame (Cummins+E-gearbox)	1
3	ZL50G2-10001D	配重铁 Counterweight iron	1
4	ZL50G2-10002	牵引销 Traction pin	1
5	ZL50G2-10300A	防护罩 Protective hood	1
6	ZL50G2-10012	销轴 Pin roll	2
7	ZL50G2-10400	副车架 Auxiliary frame	1
8	ZL50G2-10500	转向缸轴 Steering cylinder shaft	2
9	ZL50G2-10004	铰接螺栓 Link bolt	4
10	ZL50G2-10600B	副车架轴 Auxiliary frame shaft	1
11	ZL50G2-10005A	轴套 Shaft bush	2
12	ZL50G2-10006	垫片 Gasket	8
14	ZL50FIII-10008A	油管 Oil tube	1
15	ZL50FIII-10009B	油管 Oil tube	1
16	ZL50G2-10010	平垫 Flat washer	4
17	ZL50FIII(A)-10011	锁止板 Lock board	1
18	ZL50G3-10012	盖 Cover	1
19	ZL50G2-10700	副车架轴 Auxiliary frame shaft	1
20	ZL50G2-10013	垫圈 Washer	1
21	DG953-10137	丝座 Screw seat	8
22	ZL50FIII(A)-10015	缓冲垫 Pad	2
23	DG930A-09005	丝座 Base	2
24	DG930A-09006	铰接螺栓 Link bolt	2
25	DG956W II (A)-10014	前挡板 Front baffle	1
26	DG956W II (A)-10015	后挡板 Rear baffle	1

第 61 图 后车架总成
FIG.61 Rear Frame Assembly



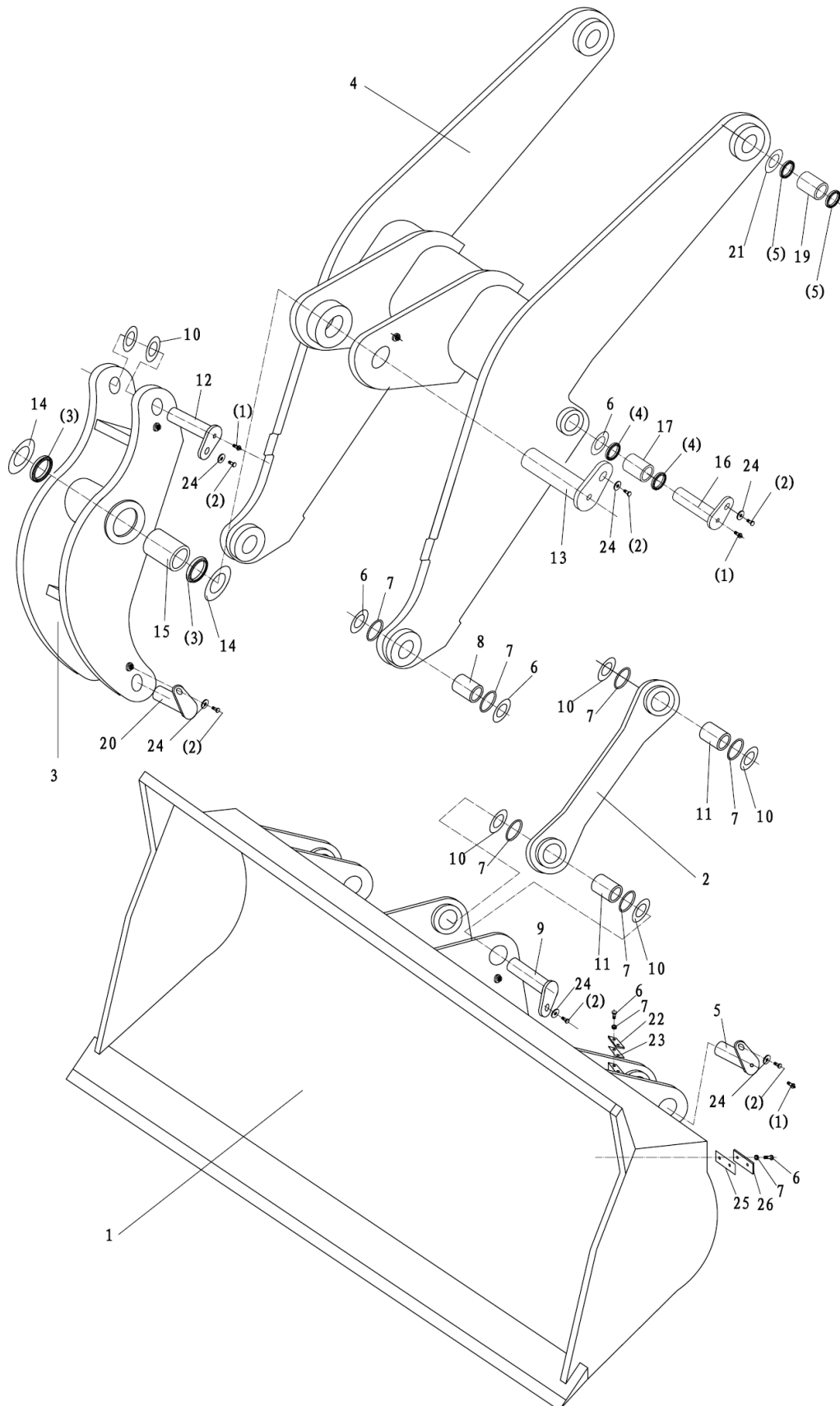
序号 NO.	部件号 PART NO.	零件名称 PART NAME		数量 QTY
(1)	GB5783 M20×40	螺栓 M20×40	Bolt	6
(2)	GB93 20	弹垫 20	Spring washer	8
(3)	GB5783 M16×30	螺栓 M16×30	Bolt	2
(4)	GB93 12	弹垫 12	Spring washer	4
(5)	GB93 16	弹垫 16	Spring washer	2
(6)	GB5783 M12×25	螺栓 M12×25	Bolt	4
(7)	GB1152 M10×1	油杯 M10×1	Oil cup	4
(8)	JB982 10	组合垫圈 10	Combined washer	8
(9)	GB95 20	垫圈 20	Washer	4
(10)	GB5782 M30×330	螺栓 M30×330	Bolt	4
(11)	GB93 30	弹垫 30	Spring washer	4
(12)	GB6170 M30	螺母 M30	Nut	4
(13)	GB91 5×36	开口销	Split pin	2
(14)	GB93 8	弹垫 8	Spring washer	3
(15)	GB5781 M8×16	螺栓 M8×16	Bolt	3
(16)	GB5783 M20×35	螺栓 M20×35	Bolt	2
(17)	GB95 12	垫圈 12	Washer	2
(18)	GB95 10	垫圈 10	Washer	8
(19)	GB93 10	弹簧垫圈 10	Spring washer	8
(20)	GB5783 M10×25	螺栓 M10×25	Bolt	8

第 62 图 工作装置总成
FIG.62 Working Device Assembly



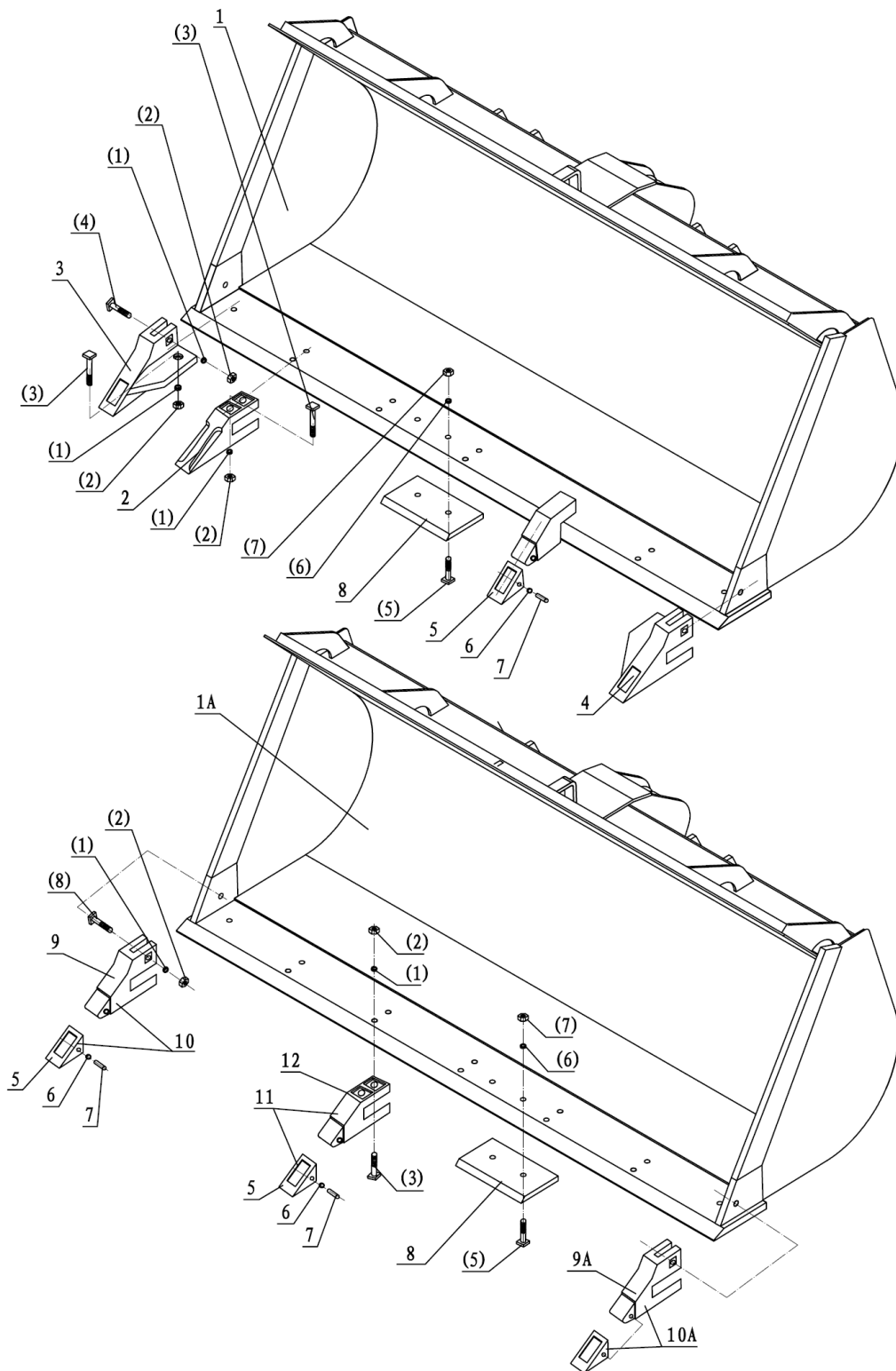
序号 NO.	部件号 PART NO.	零件名称 PART NAME	数量 QTY
1	ZL50G2-C11100D.00	铲斗总成(2.5 m³)	1
	ZL50G2-B11100D.00	铲斗总成(2.7m³)	1
	ZL50G2-A11100YD.00	岩石斗总成(2.5m³)	1
	ZL50G2-11100YD.00	岩石斗总成(2.7m³)	1
	ZL50G2-11100MD	煤斗	1
	ZL50G2-B11100YD.00	岩石斗总成(2.5m³)	1
	ZL50G2-C11100YD .00	岩石斗总成(2.7m³)	1
	DG965-A11100Y.00	岩石斗总成(3.0m³)	1
2	ZL50G2-11200C	连杆(标准臂)	1
	ZL50JG2-11200B	连杆	1
3	ZL50G2-11300D	摇臂(标准臂)	1
	ZL50JG2-11300D	摇臂	1
4	ZL50G2-11400D	动臂	1
	ZL50JG2-11400D	动臂(加长臂)	1
	DG956H-11400D	动臂(长臂金刚)	1
5	ZL50G2-11500D	轴总成	2
6	ZL50G2-11000-1	调整垫片	8
7	ZL50G2-11000-2	防尘圈	8
8	ZL50G2-11000-3A	铲斗动臂衬套	2
9	ZL50G2-11600D	轴总成	1
10	ZL50G2-11000-4	调整垫片	12
11	ZL50G2-11000-5B	铲斗拉杆销衬套	2
12	ZL50G2-11700D	轴总成	1
13	ZL50G2-11800D	轴总成	1
14	ZL50G2-11000-6	调整垫片	4
15	ZL50G2-11000-7B	摇臂主销衬套	1
16	ZL50G2-11900D	轴总成	2
17	ZL50G2-11000-8	动臂中销衬套	2
18	ZL50G2-11000-9D	举升缸叉头	2
19	ZL50G2-11000-10	动臂后销衬套	2
20	ZL50G2-11010D	轴总成	1
21	ZL50G2-11000-12	调整垫	2
22	ZL50G2-11000-13	压板	3
23	ZL50G2-11000-14	调整垫	1组
24	DG953-11005	垫圈	8
25	ZL50G2-A11125Y	调整垫	1组
26	ZL50G2-A11126Y	压板	3

第 62 图 工作装置总成
FIG.62 Working Device Assembly



序号 NO.	部件号 PART NO.	零件名称 PART NAME	数量 QTY
(1)	GB1152 M10×1	油杯 M10×1 Oil cup	8
(2)	GB5783 M16×30	螺栓 M16×30 Bolt	8
(3)	HG4-692 PD120×150×14	油封 PD120×150×14 Oil seal	2
(4)	HG4-692 PD70×90×12	油封 PD70×90×12 Oil seal	4
(5)	HG4-692 PD95×110×10	油封 PD95×110×10 Oil seal	4
(6)	GB5783 M16×50	螺栓 M16×50 Bolt	4
(7)	GB93 16	弹垫 16 Spring washer	4

第 63 图 铲斗总成
FIG.63 Bucket Assembly

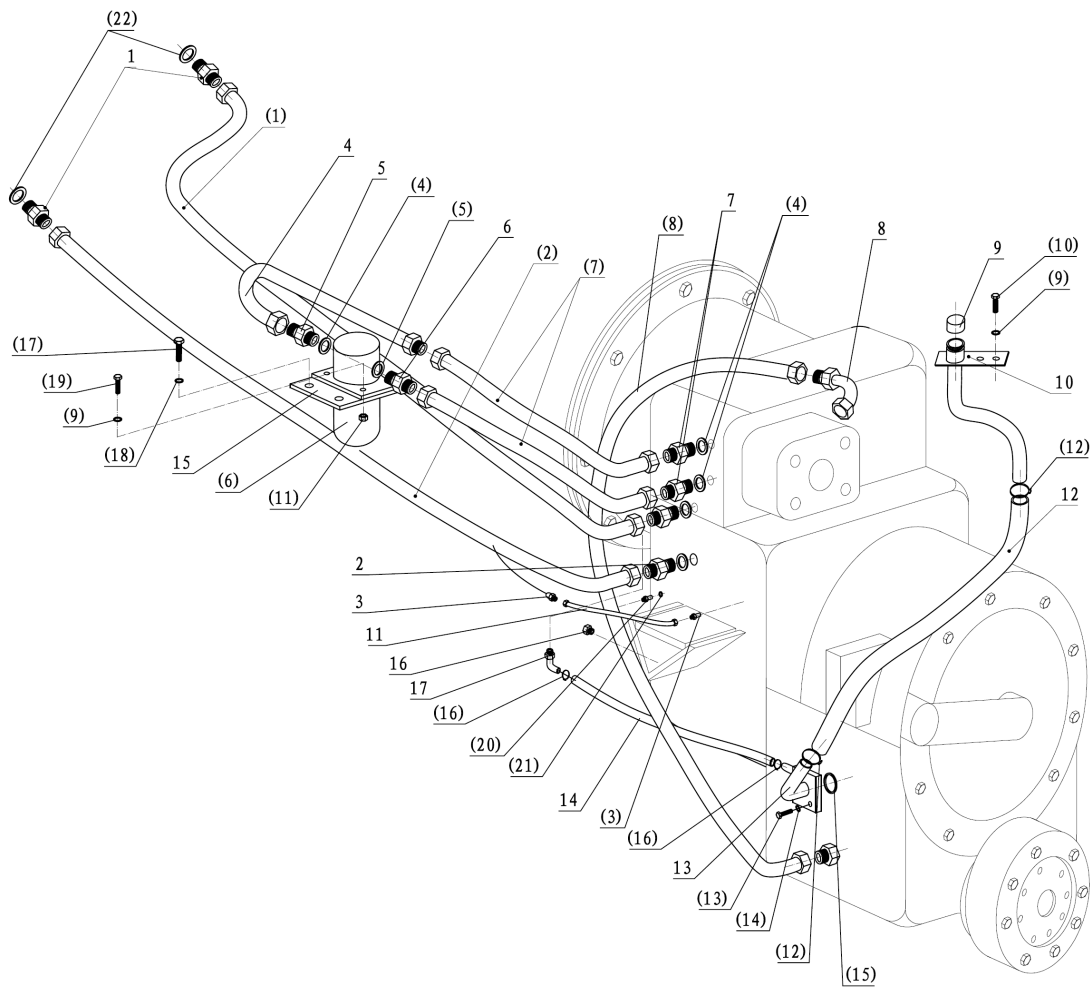


序号 NO.	部件号 PART NO.	零件名称 PART NAME	数量 QTY	
1	ZL50G2-C11100D	铲斗(2.5 m³)	Bucket	1
	ZL50G2-B11100D	铲斗(2.7m³)	Bucket	1
	ZL50G2-A11100YD	岩石斗(2.5m³)	Rock bucket	1
	ZL50G2-11100YD	岩石斗(2.7m³)	Rock bucket	1
1A	ZL50G2-11100MD	煤斗	Coal bucket	1
	ZL50G2-B11100YD	岩石斗(2.5m³)	Rock bucket	1
	ZL50G2-C11100YD	岩石斗(2.7m³)	Rock bucket	1
	DG965-A11100Y	岩石斗(3.0m³)	Rock bucket	1
2	ZL50G2-11100-1A	中间斗齿	Middle bucket tooth	5
3	ZL50G2-11100-2A-R	角斗齿(右)	Right side teeth	1
4	ZL50G2-11100-2A-L	角斗齿(左)	Left side teeth	1
5	ZL50G2-11125Y-1	齿尖	Teeth tine	7
6	ZL50G2-11125Y-4	卡子	Clip	7
7	ZL50G2-11125Y-3	销	Pin	7
8	ZL50G2-11100Y-01	附刃板	Add plate	6
9	ZL50G2-B11100Y-2R-1	右斗齿座	Right side teeth base	1
	ZL50G2-B11100Y-2L-1	左斗齿座	Left side teeth base	1
10	ZL50G2-B11100Y-2R	右斗齿	Right side teeth	1
	ZL50G2-B11100Y-2L	左斗齿	Left side teeth	1
11	ZL50G2-B11100Y-1	中间斗齿	Middle bucket tooth	5
12	ZL50G2-B11100Y-1-1	中间斗齿座	Middle bucket tooth base	5
(1)	GB93 20	弹垫20	Spring washer	16
(2)	GB6172 M20	螺母M20	Nut	16
(3)	GB8 M20×75	方头螺栓M20×75	Bolt	14
(4)	GB8 M20×65	方头螺栓M20×65	Bolt	2
(5)	GB8 M30×85	方头螺栓M30×85	Bolt	12
(6)	GB93 30	弹垫30	Spring washer	12
(7)	GB6172 M30	螺母M30	Nut	12
(8)	GB8 M20×90	方头螺栓 M20×90	Bolt	2



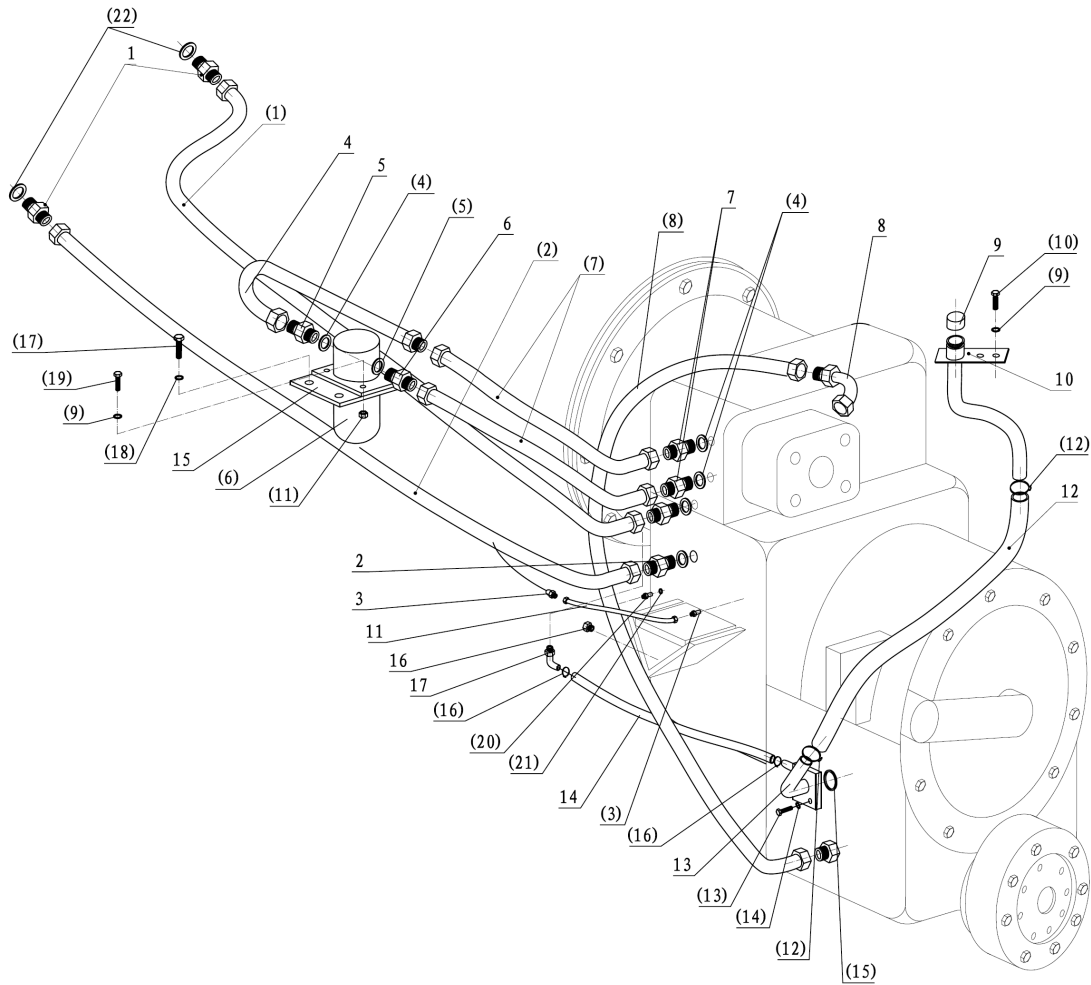
行车系统
TRANSMISSION SYSTEM

第 64 图 行车液压系统
 FIG.64 Transmission Hydraulic System



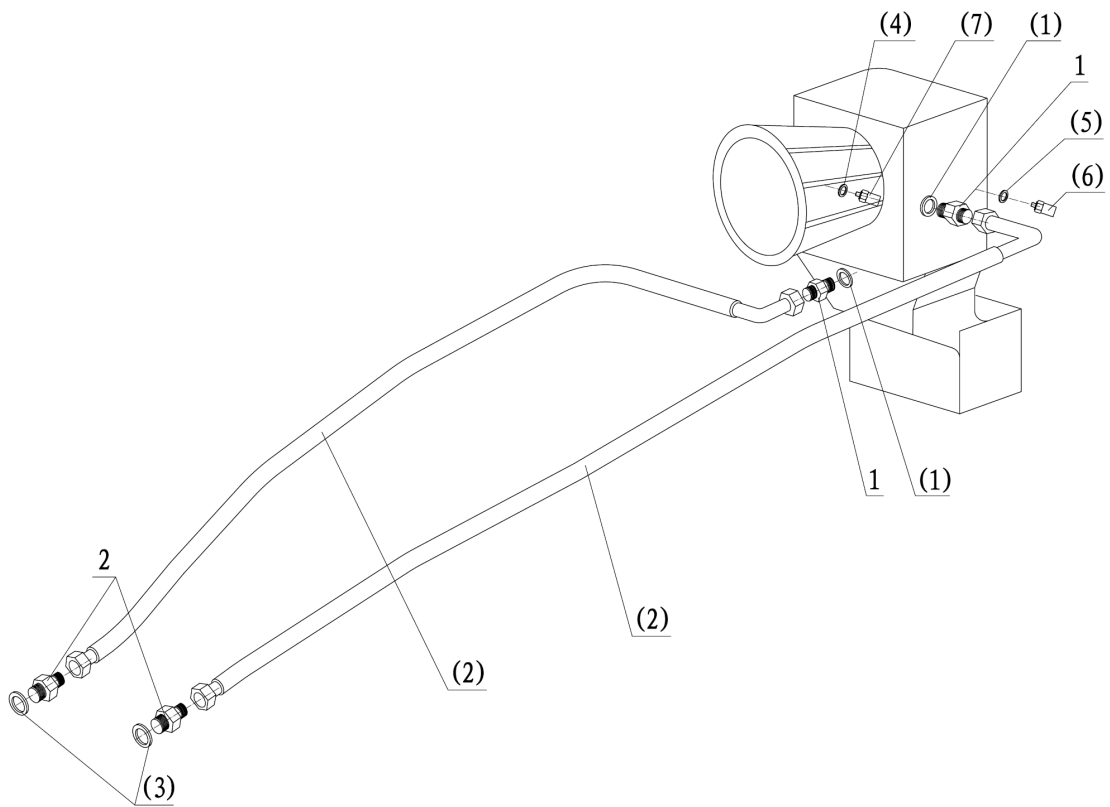
序号 NO.	部件号 PART NO.	零件名称 PART NAME		数量 QTY
1	DG956W II -05008	散热器进油接头	Oil-in joint	2
2	ZL50G3-12019	长接头体	Long joint	1
3	ZL50G3-12015	压力表接头	Joint	1
4	ZL50G3-12004A	滤油器钢管	Filter steel tube	1
5	ZL50G3-12005	滤油器接头	Joint	1
6	ZL50G3-12006	接头体	Joint	1
7	ZL50G2-05008	变速箱接头	Joint	3
8	402 007-14	接头总成	Joint	1
9	ZL50G2-12021	大螺母	Big nut	1
10	ZL50G3-12010A	加油钢管	Steel tube	1
12	ZL50G3-12012A	低压耐油胶管Φ32×800	Hose	1
13	ZL50G3-12013B	变速箱加油钢管	Oil filling steel tube	1
14	ZL50G3-12014	低压耐油胶管Φ13×700	Hose	1
15	ZL50G3-12018	滤油器支板	Filter bracket	1
16	ZL50G3-12016A	锥丝堵	Plug	1
17	ZL50G3-12017	发动机飞轮壳接头	Joint	1
18	DG956W I -Z15002	测压胶管	Hose	1

第 64 图 行车液压系统
 FIG.64 Transmission Hydraulic System



序号 NO.	部件号 PART NO.	零件名称 PART NAME	数量 QTY
(1)	JH100 19I-2450 (2×90°)	软管总成19I-2450 Hose assy.	1
(2)	JH100 19I-2100 (1×90°)	软管总成19I-2100 Hose assy.	1
(3)	D2570-08001	变速压力开关 Pressure switch	1
(4)	JB982 30	组合垫圈30 Combined washer	3
(5)	JB982 22	组合垫圈22 Combined washer	1
(6)	YL-163-00	滤油器 Oil filter	1
(7)	JH100 19I-590(1×90°)	软管总成19I-590 Hose assy.	2
(8)	BD15-13000	进油管(山推) Oil in-let pipe	1
	402 041-14X	进油管(杭齿) Oil in-let pipe	1
(9)	GB93 8	弹垫8 Spring washer	1
(10)	GB5783 M8×25	螺栓M8×25 Bolt	6
(11)	GB6170 M8	螺母M8 Nut	4
(12)	JB3618.1 31~35	双钢丝卡箍31~35 Clamp	2
(13)	GB5783 M10×25	螺栓M10×25 Bolt	4
(14)	GB93 10	弹垫10 Spring washer	4
(15)	GB3452.1 32.5×3.55	O形圈32.5×3.55 O-ring	1
(16)	JB3618.1 20~24	双钢丝卡箍20~24 Clamp	2
(17)	GB5783 M12×30	螺栓M12×30 Bolt	2
(18)	GB93 12	弹垫12 Spring washer	2
(19)	GB5783 M8×35	螺栓M8×35 Bolt	4
(20)	D2321-00000	变矩器油温传感器 Oil temperature sensor	1
(21)	JB982 14	组合垫圈14 Combined washer	1
(22)	JB982 27	组合垫圈27 Combined washer	2

第 65 图 行车液压系统
FIG.65 Transmission Hydraulic System

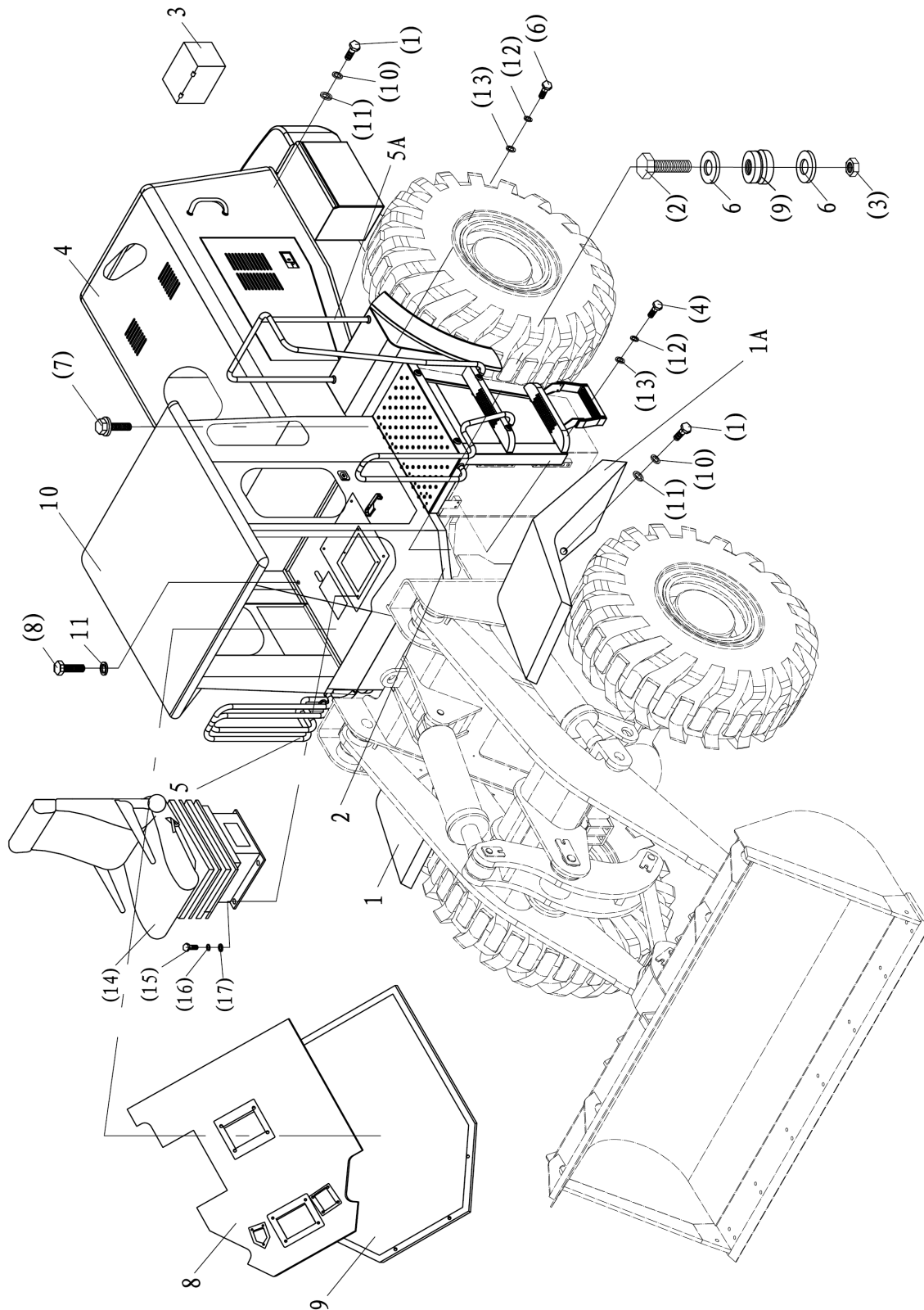


序号 NO.	部件号 PART NO.	零件名称 PART NAME	数量 QTY
1	DG956W II -12001	接头体 Joint	2
2	DG956W II -12002	散热器接头 Joint	2
(1)	JB982 30	组合垫圈30 Combined washer	2
(2)	JH100 22-2050(1×90°)	胶管总成22-2050 Hose assembly	2
(3)	JB982 27	组合垫圈27 Combined washer	2
(4)	JB982 14	组合垫圈14 Combined washer	2
(5)	JB982 10	组合垫圈10 Combined washer	1
(6)	D2570-11000	变速压力开关(4WG180) Pressure switch	1
	D2570-13000	变速压力开关(4WG200) Pressure switch	1
(7)	D2321-00003	变矩器油温传感器 Oil temperature sensor	1



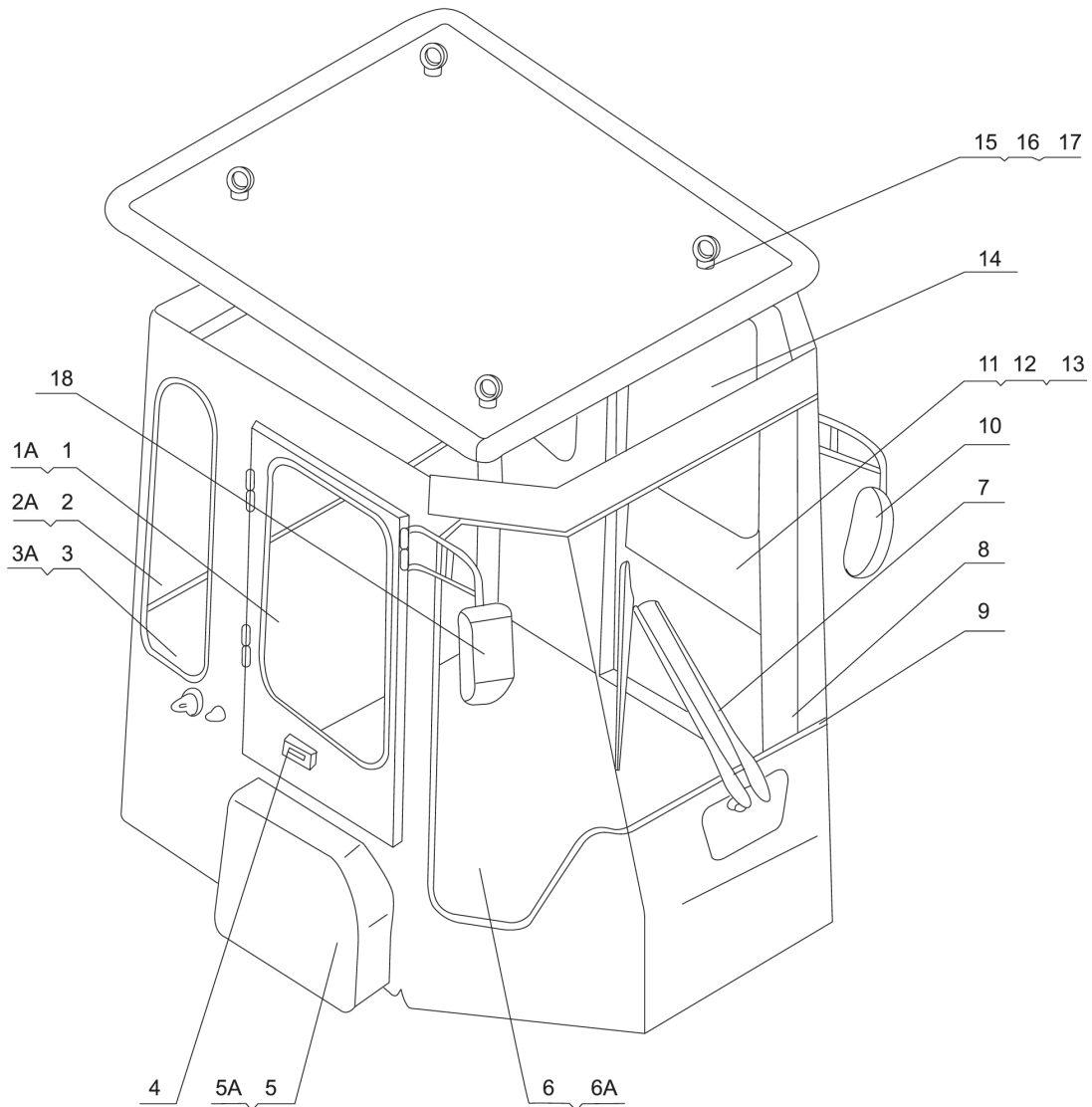
驾驶室和覆盖件
CAB AND ACCESSORIES

第 66 图 车体布置
FIG.66 Bodywork Collocation



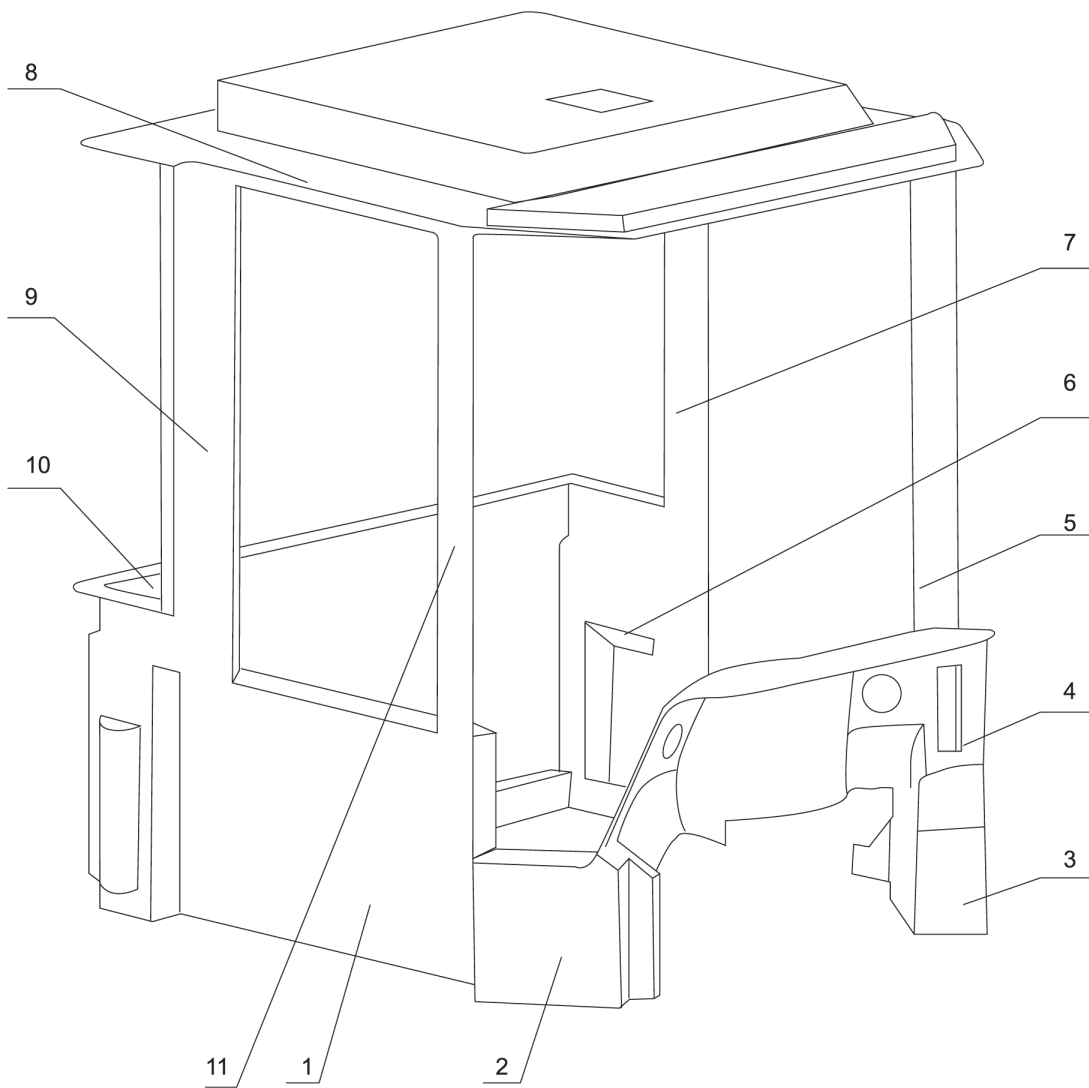
序号 NO.	部件号 PART NO.	零件名称 PART NAME		数量 QTY
1	ZL50G2-13100C-R	前挡泥板总成(右)	Front mudguard assy.(R)	1
1A	ZL50G2-13100C-L	前挡泥板总成(左)	Front mudguard assy.(L)	1
2	DG956-A13200	地板总成	Floor assembly	1
3	ZL50G2-13300	工具箱	Toolbox	1
4	DG956-A13400	机罩总成(潍柴)	Engine hood assembly(Weichai)	1
	DG956-B13400	机罩总成(上柴)	Engine hood assembly(Shangchai)	1
	DG956-C13400	机罩总成(康明斯)	Engine hood assembly(Cummins)	1
	DG956-D13400	机罩总成(潍柴电控箱)	Engine hood assembly(Weichai+E-gearbox)	1
5	DG957-13500-R	侧地板总成(右)	Side floor assembly(R)	1
5A	DG957-13500-L	侧地板总成(左)	Side floor assembly(L)	1
6	DG957-13001A	垫	Pad	8
8	DG957-13003	地板	Floor	1
9	DG957-13004	减震垫	Shock pad	1
10	DG953-14000	驾驶室	Cab	1
(1)	GB5783 M16×35	螺栓M16×35	Bolt	18
(2)	GB5782 M20×110	螺栓M20×110	Bolt	4
(3)	GB889 M20	螺母M20	Nut	4
(4)	GB5783 M12×25	螺栓M12×25	Bolt	12
(6)	GB5783 M12×40	螺栓M12×40	Bolt	4
(7)	GB5787 M12×80	螺栓M12×80	Bolt	3
(8)	GB5787 M16×80	螺栓M16×80	Bolt	5
(9)	SE9030-16-48	减震器	Shock absorber	4
(10)	GB93 16	弹垫16	Spring washer	18
(11)	GB95 16	平垫16	Flat washer	18
(12)	GB93 12	弹垫12	Spring washer	16
(13)	GB95 12	平垫 12	Flat washer	16
(14)	XFZY-2UA-00	座椅	Seat	1
(15)	GB5783 M8×30	螺栓 M8×30	Bolt	4
(16)	GB93 8	弹簧垫圈 8	Spring washer	4
(17)	GB6170 M8	螺母 M8	Nut	4

第67图 SDC驾驶室总成
FIG.67 Cab Assembly



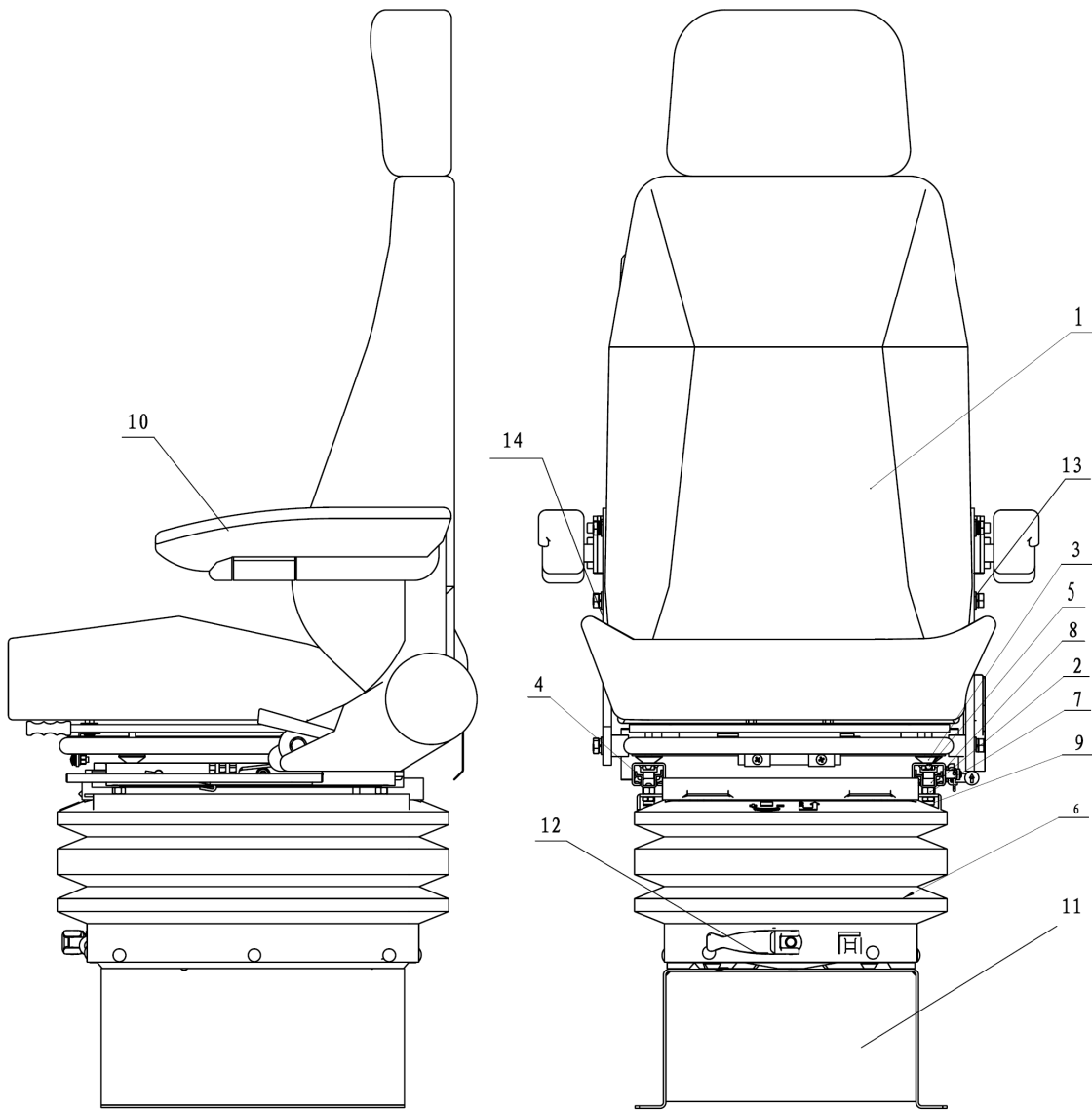
序号 NO.	部件号 PART NO.	零件名称 PART NAME		数量 QTY
1	1451-56-06005	右门玻璃	Right door glass	1
1A	1451-56-06007	玻璃镶条	Seal	1
2	1451-56-00003	后挡风玻璃	Rear windshield	1
2A	1451-56-12000	玻璃镶条	Seal	1
3	1451-56-00002	后侧玻璃	Rear side glass	2
3A	1451-56-13000	玻璃镶条	Seal	2
4	1451-56-08000	碰锁	Latch	2
5	1451-56-20000	外护罩(配暖风)	Outside hood(for warm brow)	1
5A	1451-56-10000	外护罩(配空调)	Outside hood(for air conditioner)	1
6	1451-56-00006	右前侧玻璃	Right side glass	1
6A	1451-56-00001	左前侧玻璃	Left side glass	1
7	D2800-05000A	刮水器总成	Wiper assembly	1
	D2801-05000A	刮水器总成(选装喷水壶)	Wiper assembly(For spray can)	1
8	1451-56-00004	前挡风玻璃	Front windshield	1
9	1451-56-11000	玻璃镶条	Seal	1
10	1451-56-03000	左后视镜	Left back mirror	1
11	1451-56-05018	门锁	Door lock	1
12	23Y-56B-12200	内锁(左)	Internal lock(LH)	1
13	23Y-56B-12300	内锁(右)	Internal lock(RH)	1
14	1451-56-05012	左门玻璃	Left door glass	1
15	04530-01222	吊环螺栓	Eyebolt	4
16	1451-56-02000	顶棚	Coping	1
17	1451-91-A0000	内饰件总成	Decoration assembly	1
18	1451-56-04000	右后视镜	Right back mirror	1

第68图 SDC内饰件总成
FIG.68 Decoration Assembly



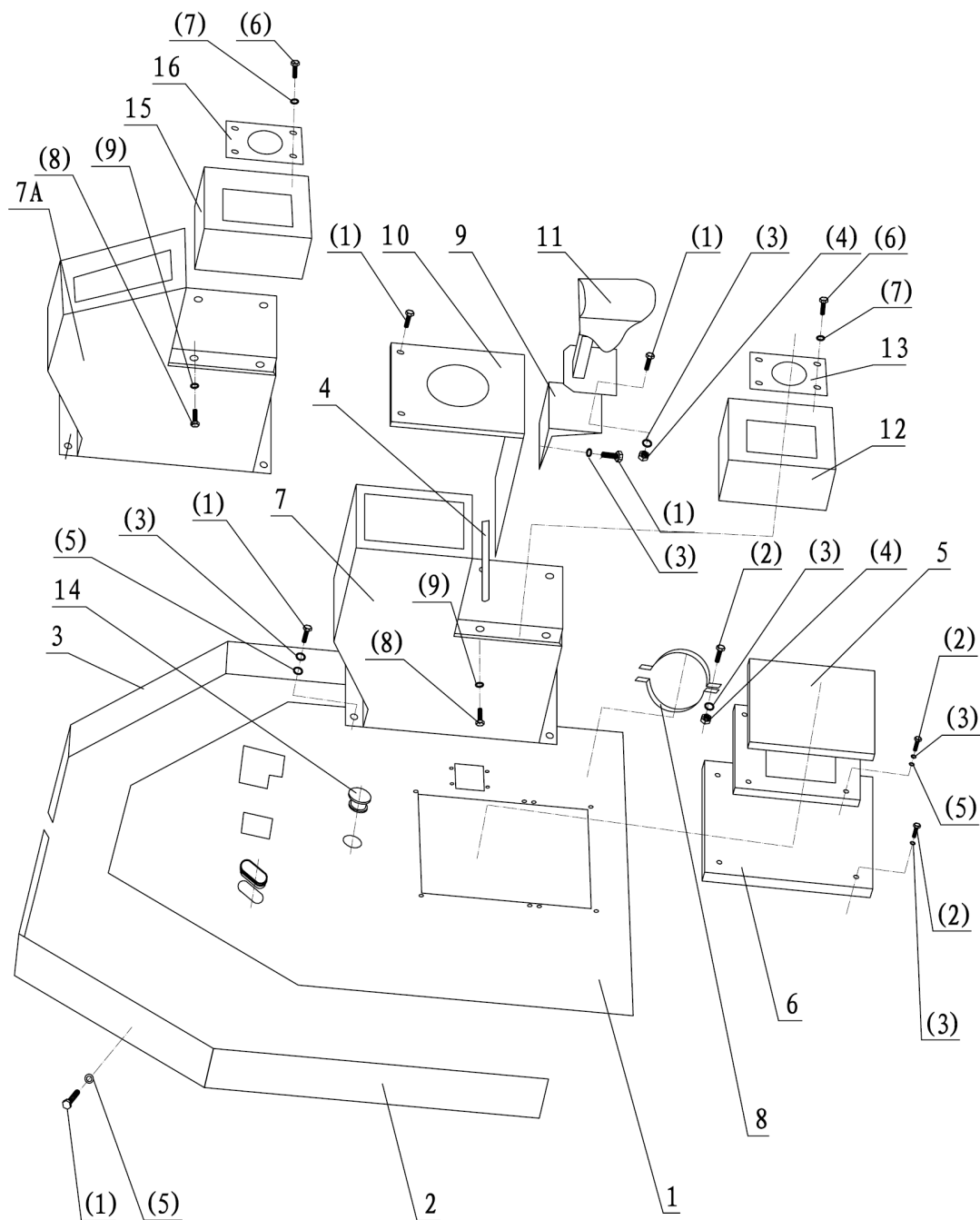
序号 NO.	部件号 PART NO.	零件名称 PART NAME		数量 QTY
0	1451-91-A0000	内饰件总成	Decoration assembly	1
1	1451-91-04000	右内饰	Right decoration	1
2	1451-91-12000	右前内饰	R/F decoration	1
3	1451-91-11000	左前内饰	L/F decoration	1
4	1451-91-10001	前内饰	Front decoration	1
5	1451-91-07000	左前立柱内饰	L/F column decoration	1
6	1451-91-03000	左内饰	Left decoration	1
7	1451-91-05000	左后立柱内饰	L/R column decoration	1
8	1451-91-01000	顶内饰	Dome decoration	1
9	1451-91-06000	右后立柱内饰	R/R column decoration	1
10	1451-91-02000	后内饰	Rear decoration	1
11	1451-91-08000	右前立柱内饰	R/F column decoration	1

第 69 图 座椅总成
FIG.69 Seat Assembly



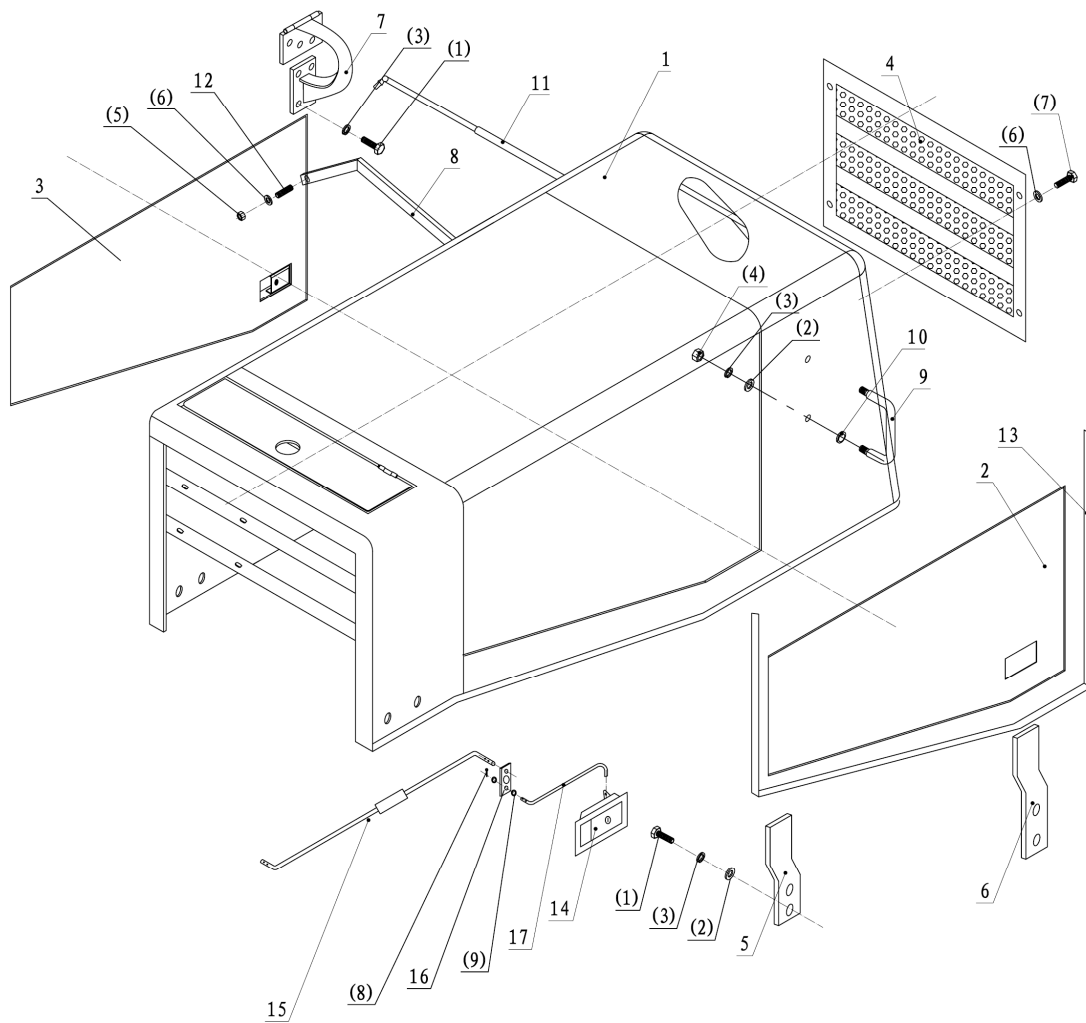
序号 NO.	部件号 PART NO.	零件名称 PART NAME		数量 QTY
0	XFZY-2UA-00	座椅总成	Seat assembly	1
1	XFZY-2-01-00	座靠背部件	Back Parts	1
2	XFZY-2-02-01-00	左滑轨部件	Left track parts	1
3	XFZY-1-1.0-5	垫圈3	Gasket	4
4	XFZY-2-02-02-00	右滑轨部件	Right track parts	1
5	GB5780 M8×30	螺栓M8×30	Bolt	4
6	XFZY-1-1.1	下底座部件	Base parts	1
7	GB41 M8	六角螺母M8	Nut	4
8	GB70.1 M8×20	螺钉M8×20	Screw	4
9	GB889.1 M8	螺母M8	Nut	4
10	XFZY-4-00-01	扶手	Handrail	1
11	XFZY-2-04	底架	Bottom bracket	1
12	XFZY-1-1.0-4	调节手柄	Adjusting hand shank	1
13	XFZY-2-00-1	左调角器	Left angle adjuster	1
14	XFZY-2-00-1	右调角器	Right angle adjuster	1

第 70 图 地板总成
FIG.70 Floor Assembly



序号 NO.	部件号 PART NO.	零件名称 PART NAME		数量 QTY
1	DG956-A13201	台座	Dado	1
2	DG956-A13202	挡板	Baffle plate	1
3	DG956-A13203	挡板	Baffle plate	1
4	ZLK18-14006	密封条	Sealing stripe	1
5	DG956-A13205	座椅支架	Seat bracket	1
6	DG956-A13206	板	Plate	1
7	DG956-A13204	先导阀支架(单手柄)	Pilot valve bracket(Single handle)	1
7A	DG956-A13204A	先导阀支架(双手柄)	Pilot valve bracket(Double handle)	1
8	DG938-A13201-4-1	管卡夹	Clip	1
9	DG956-A13204-8	支架	Bracket	1
10	DG956-A13204-7	上盖板	Upper cover	1
11	DG956-A13204-9	臂托	Arm Bracket	1
12	DG965-06008-1	罩盒	Cover case	1
13	DG965-06008-2	上盖板	Upper cover	1
14	DG956-A13207	盖	Cover	1
15	ZL50G2-06008A-1	罩盒	Cover case	1
16	ZL50G2-06008A-2	上盖板	Upper cover	1
(1)	GB5783 M8×16	螺栓M8×16	Bolt	30
(2)	GB5783 M8×20	螺栓M8×20	Bolt	10
(3)	GB93 8	弹簧垫圈8	Spring washer	10
(4)	GB6170 M8	螺母M8	Nut	6
(5)	GB95 8	垫圈8	Washer	14
(6)	GB5783 M6×12	垫圈8	Washer	4
(7)	GB93 6	弹簧垫圈6	Spring washer	4
(8)	GB5783 M5×10	螺栓M5×10	Bolt	4
(9)	GB93 5	弹簧垫圈5	Spring washer	4

第 71 图 机罩总成
FIG.71 Engine Hood Assembly



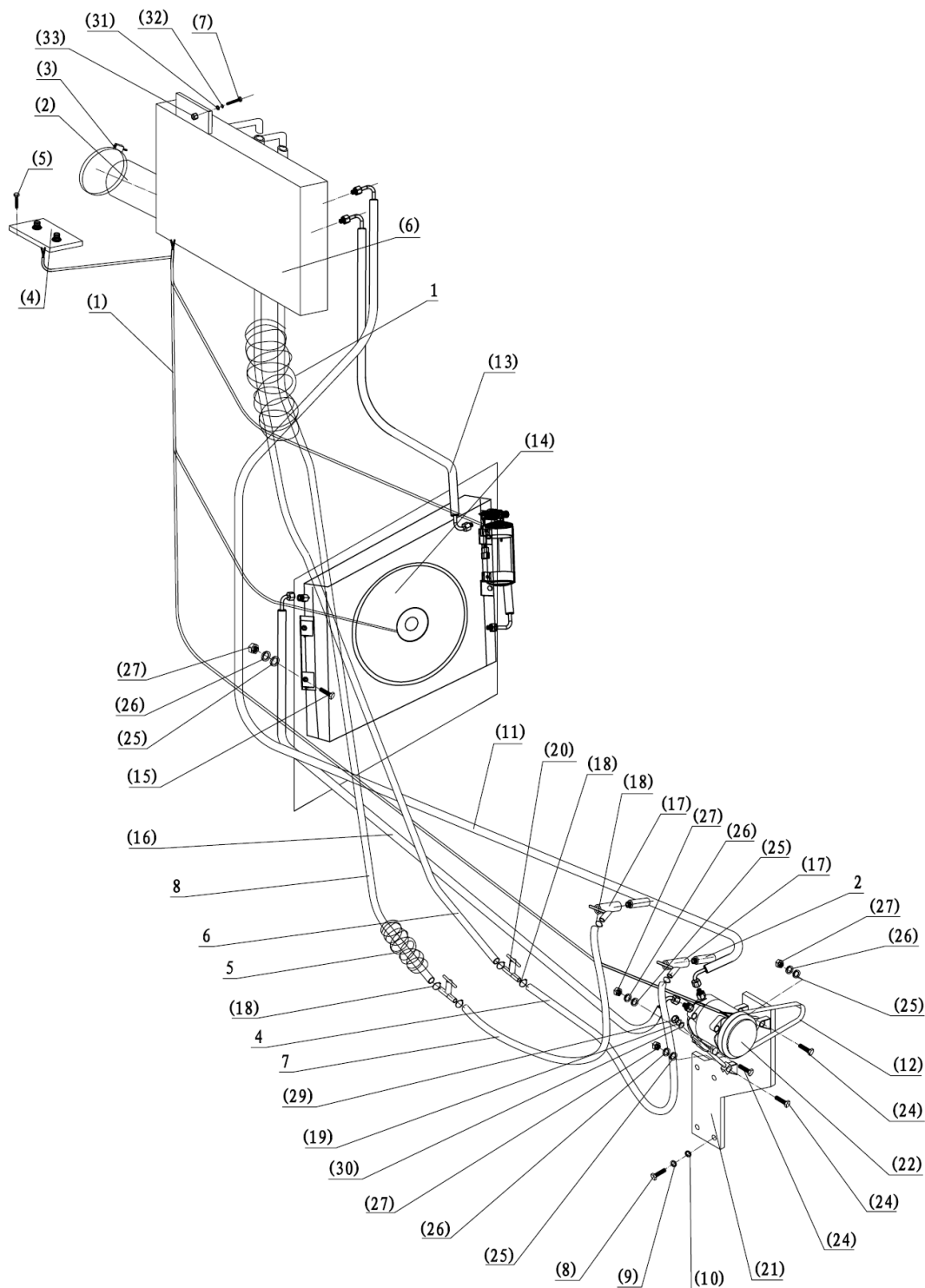
序号 NO.	部件号 PART NO.	零件名称 PART NAME	数量 QTY
0	DG956-A13400	机罩总成(潍柴)	1
	DG956-B13400	机罩总成(上柴)	1
	DG956-C13400	机罩总成(康明斯)	1
	DG956-D13400	机罩总成(潍柴电控箱)	1
1	DG956-A13401	机罩体(潍柴)	1
	DG956-B13401	机罩体(上柴)	1
	DG956-C13401	机罩体(康明斯)	1
	DG956-D13401	机罩体(潍柴电控箱)	1
2	DG956-A13402	左侧门	1
3	DG956-A13403	右侧门	1
4	DG956-A13404	端罩	1
5	DG956-A13405	挡板	2
6	DG956-A13406	挡板	2
7	DG956-A13407	铰链	4
8	DG956-A13408	支架	2
9	DG956-A13409	扶手	2
10	DG956-A13410	扶手座	4
11	DG956-A13411	气弹簧	2
12	DG956-A13412	螺柱	6
13	DG956-A13413	密封条	7.63m
14	ZL50G2-13403-5	机罩锁	2
15	ZL50G2-13403-4A	拉杆	1
16	ZL50G2-13403-12	转臂	2
17	ZL50G2-13403-10	拉杆	2
(1)	GB5783 M12×25	螺栓M12×35	40
(2)	GB95 12	垫圈12	10
(3)	GB93 12	弹簧垫圈12	46
(4)	GB6170 M12	螺母M12	4
(5)	GB889 M8	锁紧螺母M8	6
(6)	GB95 10	垫圈10	6
(7)	GB5783 M10×20	螺栓M10×20	4
(8)	GB91 2×16	开口销2×16	9
(9)	GB95 8	垫圈8	8



操纵台及电气仪表

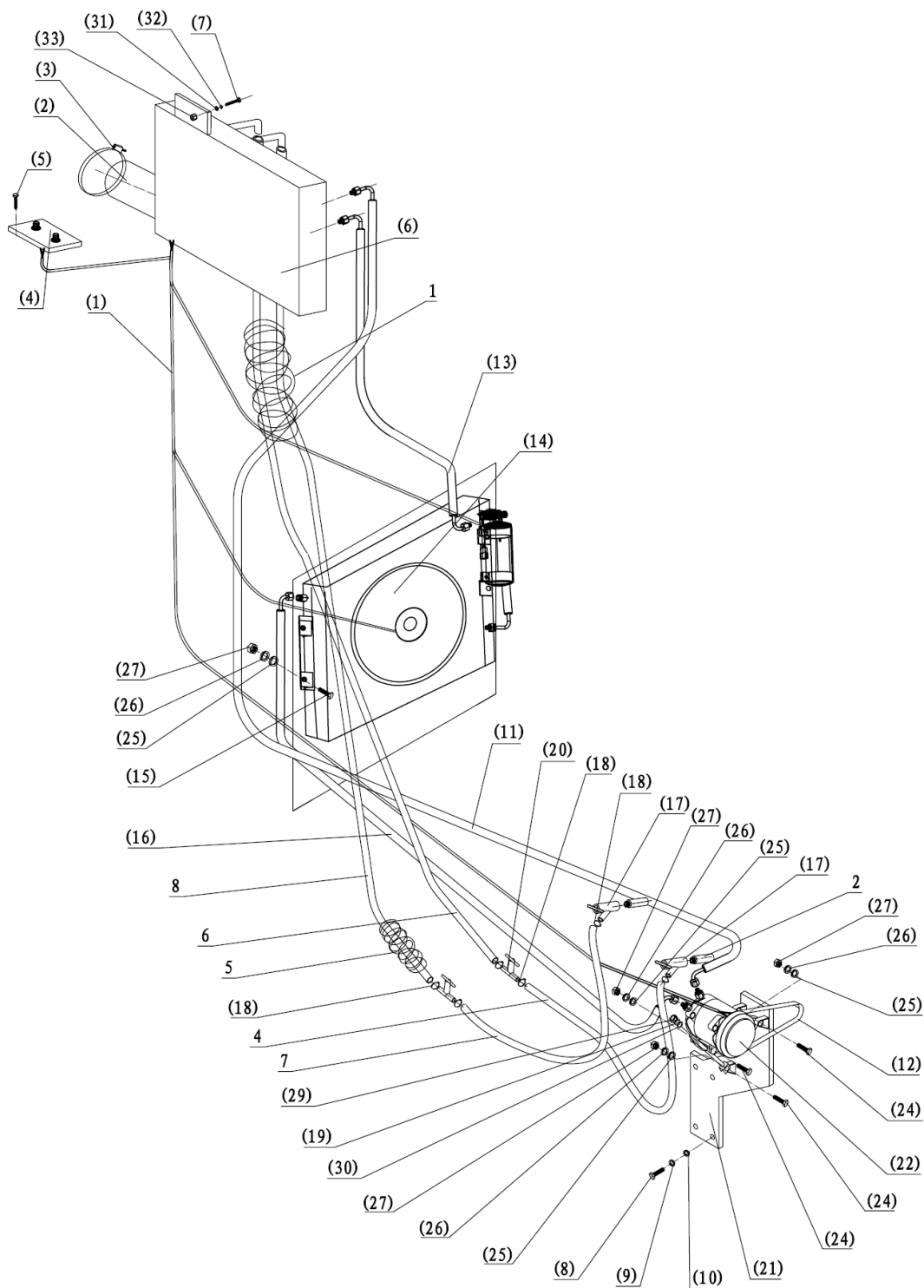
CONTROL PANNEL AND ELECTRIC INSTRUMENT

第 72 图 空调总成(潍柴)
 FIG.72 Air-condition Assembly(Weichai)



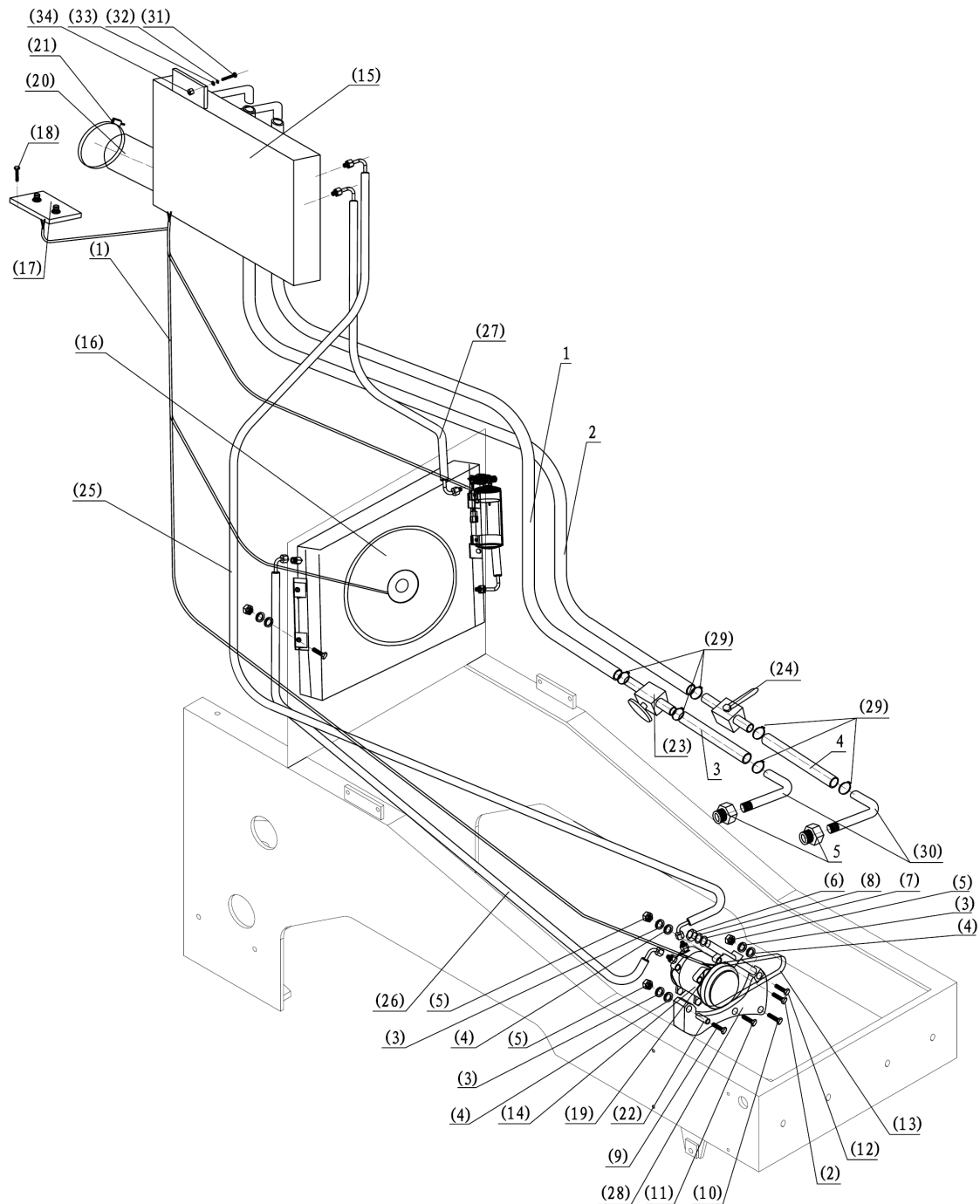
序号 NO.	部件号 PART NO.	零件名称 PART NAME		数量 QTY
1	DG956H-17001	橡胶保护套	Rubber protection sleeve	1
2	ZL50G2-01305	出水接头	Water outlet joint	1
3	DG953H-01007	支架	Bracket	1
4	DG956H-17002	暖风机进水管 1	Water inlet pipe1	1
5	DG956H-17003	橡胶保护套	Rubber protection sleeve	1
6	DG956H-17004	暖风机进水管 2	Water inlet pipe	1
7	DG956H-17005	暖风机回水管 1	Water outlet pipe	1
8	DG956H-17006	暖风机回水管 2	Water outlet pipe	1

第 72 图 空调总成(潍柴)
 FIG.72 Air-condition Assembly(Weichai)



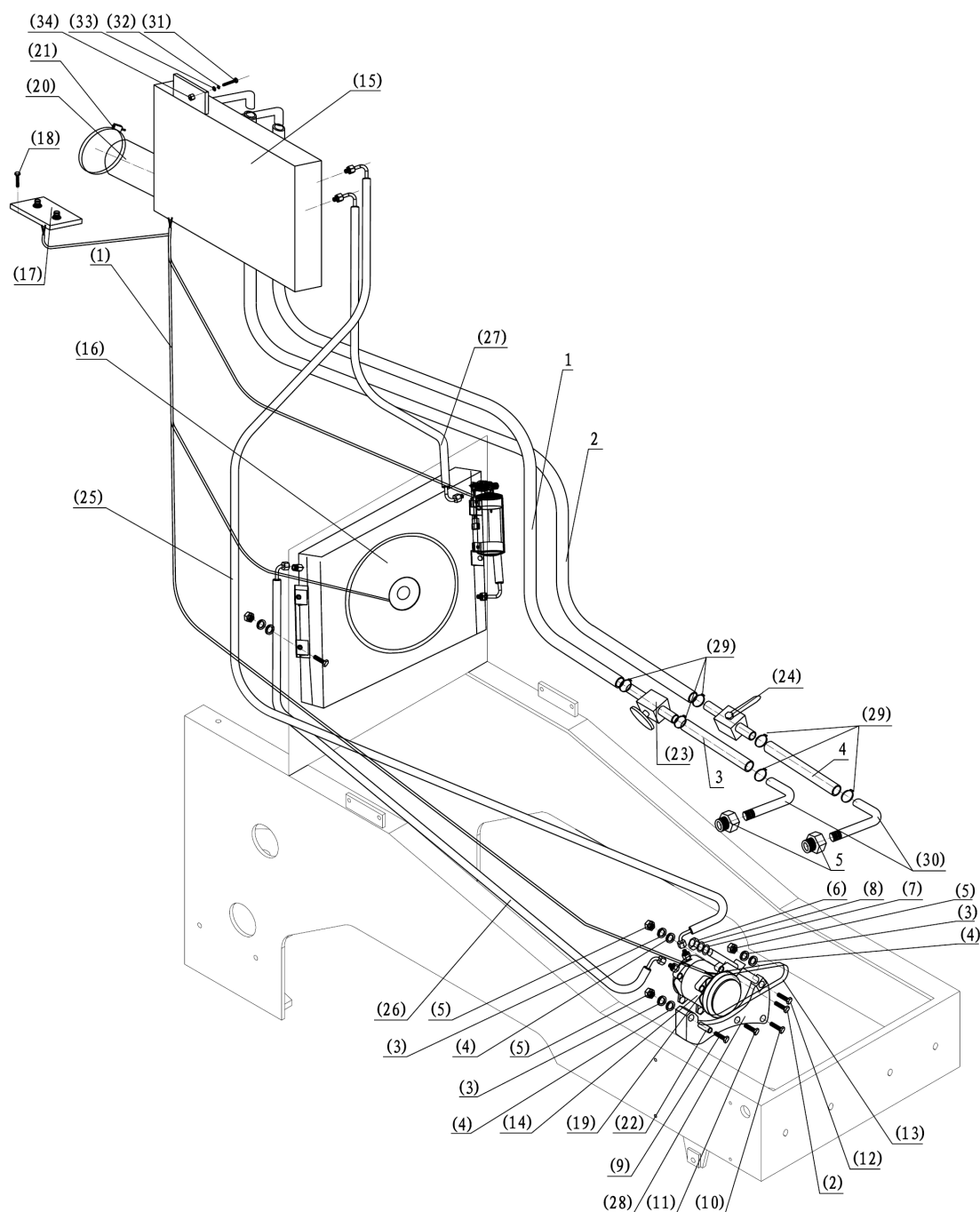
序号 NO.	部件号 PART NO.	零件名称 PART NAME		数量 QTY
(1)	GK56-5.0E-50	连接线束	Air Conditionwiring harness	1
(2)	DG956-FD	风道	Air duct	2
(3)	GB3618.1 65-70	双钢丝卡箍65-70	Clamp	4
(4)	GK56-5.0-50	控制面板组件	Air condition adjusting faceplate	1
(5)	GB818 M4×12	螺钉M4×12	Screw	4
(6)	GKZ56-5.0A	蒸发器总成	Evaporator	1
(7)	GB5783 M8×2	螺栓M8×25	Bolt	4
(8)	GB5783 M12×50	螺栓M12×50	Bolt	4
(9)	GB93 12	弹簧垫圈12	Spring washer	4
(10)	GB95 12	垫圈12	Washer	4
(11)	GK56-5.0G1-20	蒸发器至压缩机胶管	Hose	1
(12)	17-620	皮带	Belt	1
(13)	GK56-5.0A1-10	储液器至蒸发器胶管	Hose	1
(14)	GKL56-5.0A	冷凝器总成	Condenser assembly	1
(15)	GB5783 M10×25	螺栓M10×25	Bolt	4
(16)	GK56-5.0G-10	压缩机至冷凝器胶管	Hose	1
(17)	TB4003	水阀开关	Water valve switch	2
(18)	T2501-16-25	喉箍16-25	Clip	8
(19)	GB93 14	弹簧垫圈14	Spring washer	1
(20)	GK56-5.0-60	放水阀总成	Water release valve	2
(21)	GK56-5.0-70	压缩机支架总成	Compressor Support	1
(22)	T1700C	压缩机	Compressor	1
(24)	GB5783 M10×45	螺栓M10×45	Bolt	5
(25)	GB95 10	垫圈10	Washer	9
(26)	GB93 10	弹簧垫圈10	Spring washer	9
(27)	GB6170 M10	螺母M10	Nut	9
(29)	GB6170 M14	螺母M14	Nut	1
(30)	GB95 14	垫圈14	Washer	1
(31)	GB95 8	垫圈8	Washer	4
(32)	GB93 8	弹簧垫圈8	Spring washer	4
(33)	GB6170 M8	螺母M8	Nut	4

第 73 图 空调系统(上柴)
 FIG.73 Air Conditioner System(Shangchai)



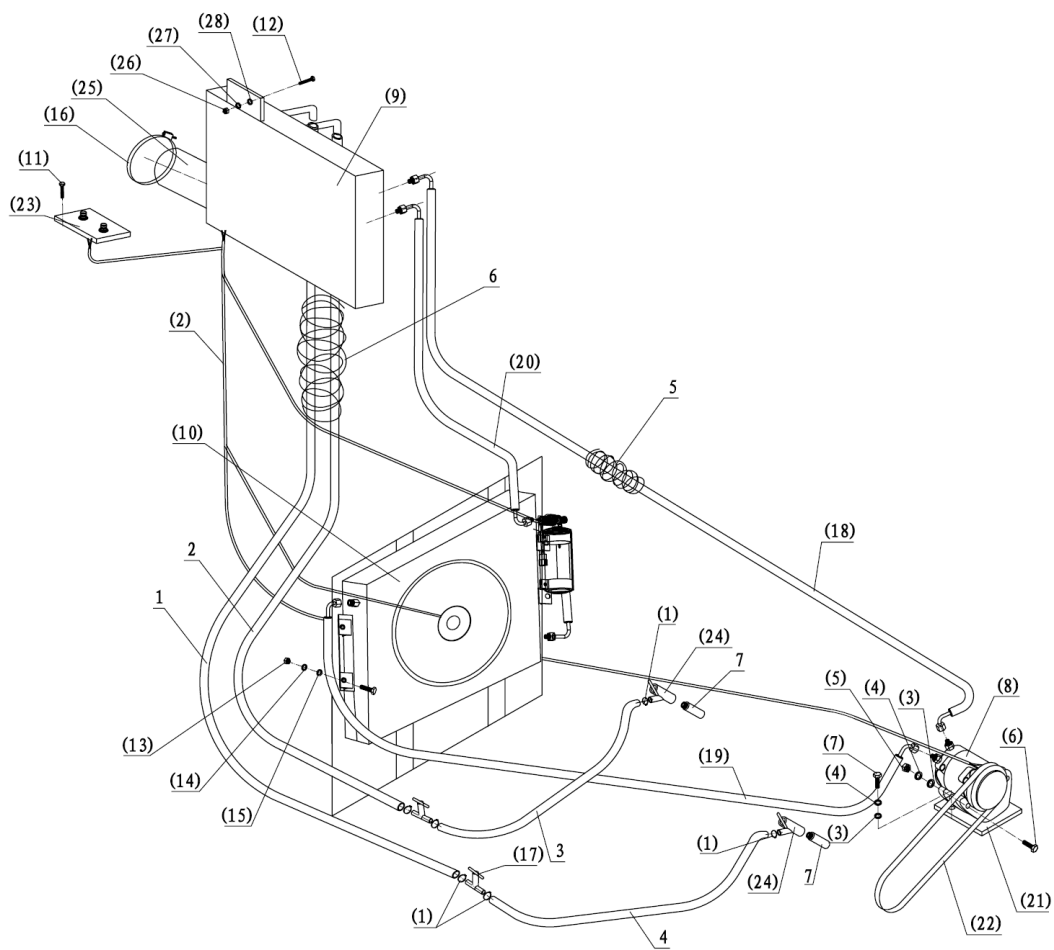
序号 NO.	部件号 PART NO.	零件名称 PART NAME		数量 QTY
1	DG956A-A17001	暖风机出水管	Outlet pipe	1
2	DG956A-A17002	暖风机进水管	Inlet pipe	1
3	DG956A-A17003	发动机进水管	Inlet pipe	1
4	DG956A-A17004	发动机回水管	Outlet pipe	1
5	ZL50G2-01305	接头	Joint	2

第 73 图 空调系统(上柴)
 FIG.73 Air Conditioner System(Shangchai)



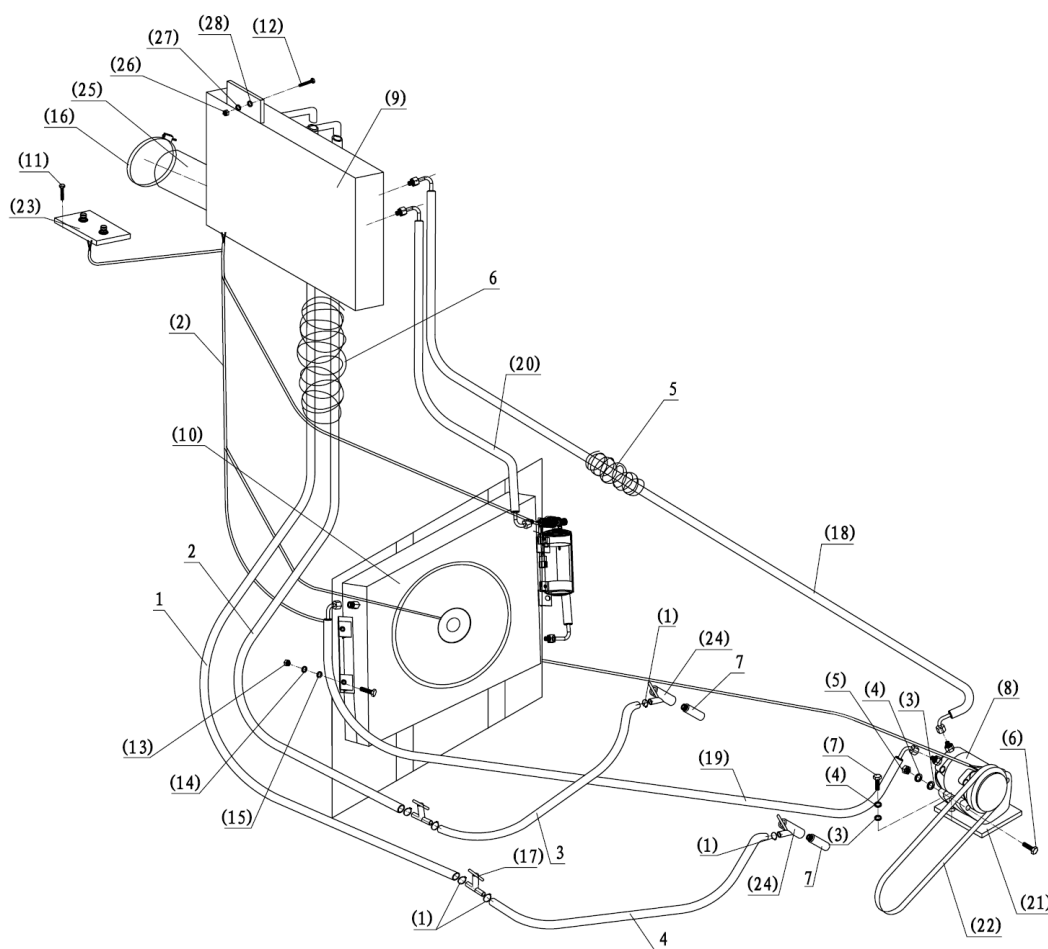
序号 NO.	部件号 PART NO.	零件名称 PART NAME	数量 QTY
(1)	GK56-5.0E-50	空调线束 Air conditioner wire	1
(2)	GB5781 M10×45	螺栓M10×45 Bolt	1
(3)	GB93 10	弹簧垫圈10 Spring washer	1
(4)	GB95 10	垫圈10 Washer	1
(5)	GB6170 M10	螺母M14 Nut	1
(6)	GB6170 M14	螺母M14 Nut	3
(7)	GB95 14	垫圈14 Washer	2
(8)	GB93 14	弹簧垫圈10 Spring washer	1
(9)	GB5781 M10×130	螺栓M10×130 Bolt	1
(10)	GB5781 M10×100	螺栓M10×100 Bolt	1
(11)	GB5781 M10×80	螺栓M10×80 Bolt	1
(12)	GB5781 M10×65	螺栓M10×65 Bolt	1
(13)	17-520	皮带 Belt	1
(14)	T1700C	压缩机 Compressor	1
	T1732	压缩机(进口) Compressor(Import)	1
(15)	GKZ56-5.0 A	蒸发器 Evaporator	1
(16)	GKL56-5.0A	冷凝器总成 Condenser assembly	1
(17)	GK56-5.0-50	空调调节面板 Air conditioner adjusting panet	1
(18)	GB819 M4×12	H螺钉M4×12 H-screw	4
(20)	DG938-FD1	风道 Duct	2
(21)	JB3618.1 65~70	双钢丝卡箍65~70 Clamp	4
(22)	GK56-5.6E-01	轴套 Shaft sleeve	2
(23)	DG938-ZLF	止流阀 Only flow valve	1
(24)	GK56-5.0-60	放水开关 Water release switch	1
(25)	GK56-5.0G1-20	蒸发器至压缩机低压胶管 Hose	1
(26)	GK56-5.0G-10	压缩机至冷凝器高压胶管 Hose	1
(27)	GK56-5.0A1-10	干燥储液器至蒸发器高压胶管 Hose	1
(28)	GK56-5.0E-40/60	压缩机支架 Compressor bracket	1
(29)	JB3618.1 22-26	双钢丝卡箍 Clamp	12
(30)	GK56-5.0-02	胶管接头 Hose joint	2
(31)	GB5781 M8×25	螺栓 M8×25 Bolt	4
(32)	GB93 8	弹簧垫圈 8 Spring washer	4
(33)	GB95 8	垫圈 8 Washer	4
(34)	GB6170 M8	螺母 M8 Nut	4

第 74 图 空调总成(康明斯)
 FIG.74 Air-condition Assembly(Cummins)



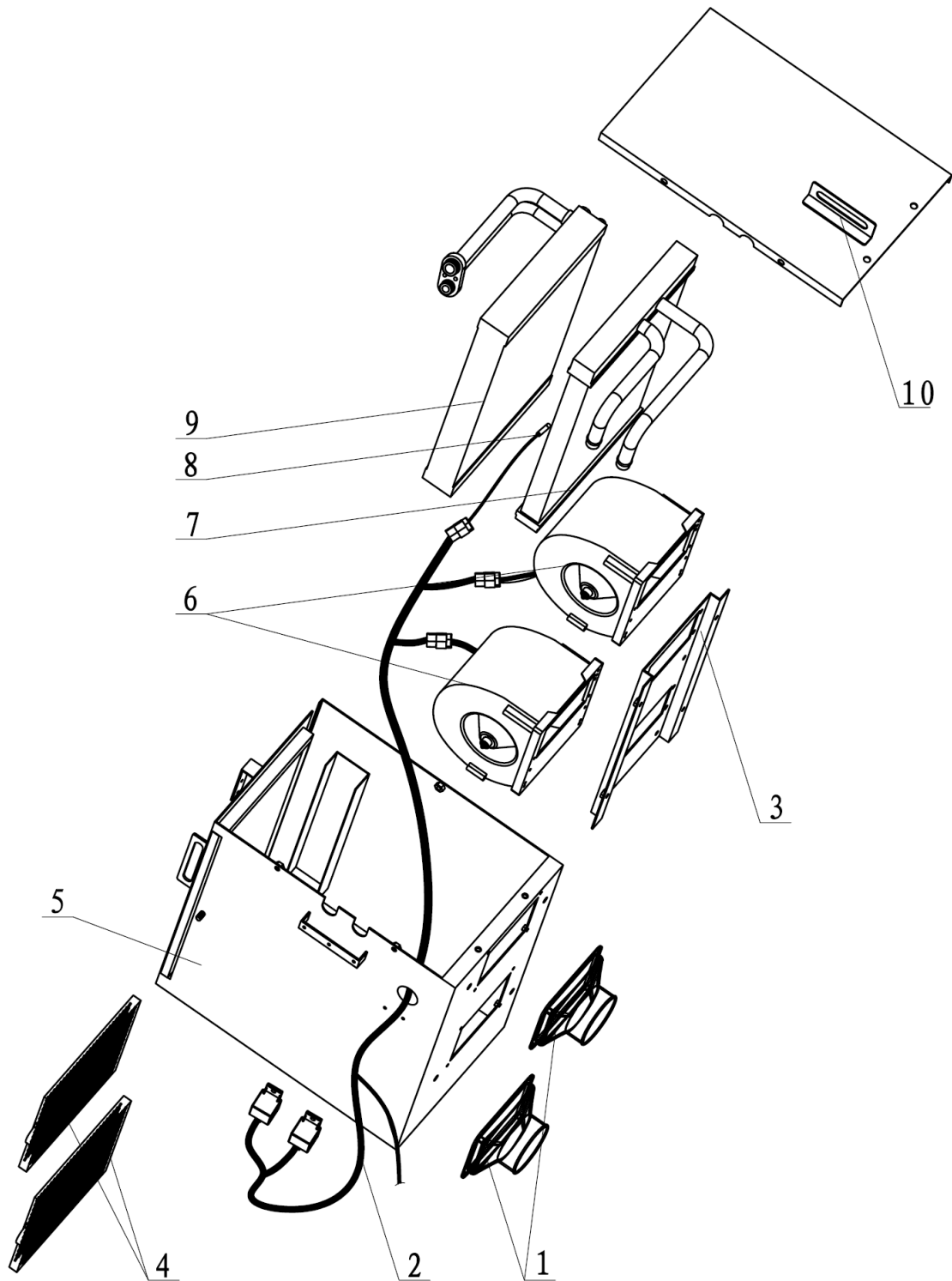
序号 NO.	部件号 PART NO.	零件名称 PART NAME	数量 QTY
1	DG956WIV-17001	暖风机出水管 Water outlet pipe	1
2	DG956WIV-1700	暖风机进水管 Water inlet pipe	1
3	DG956WIV-1700	发动机进水管 Water inlet pipe	1
4	DG956WIV-1700	发动机回水管 Water outlet pipe	1

第 74 图 空调总成(康明斯)
 FIG.74 Air-condition Assembly(Cummins)



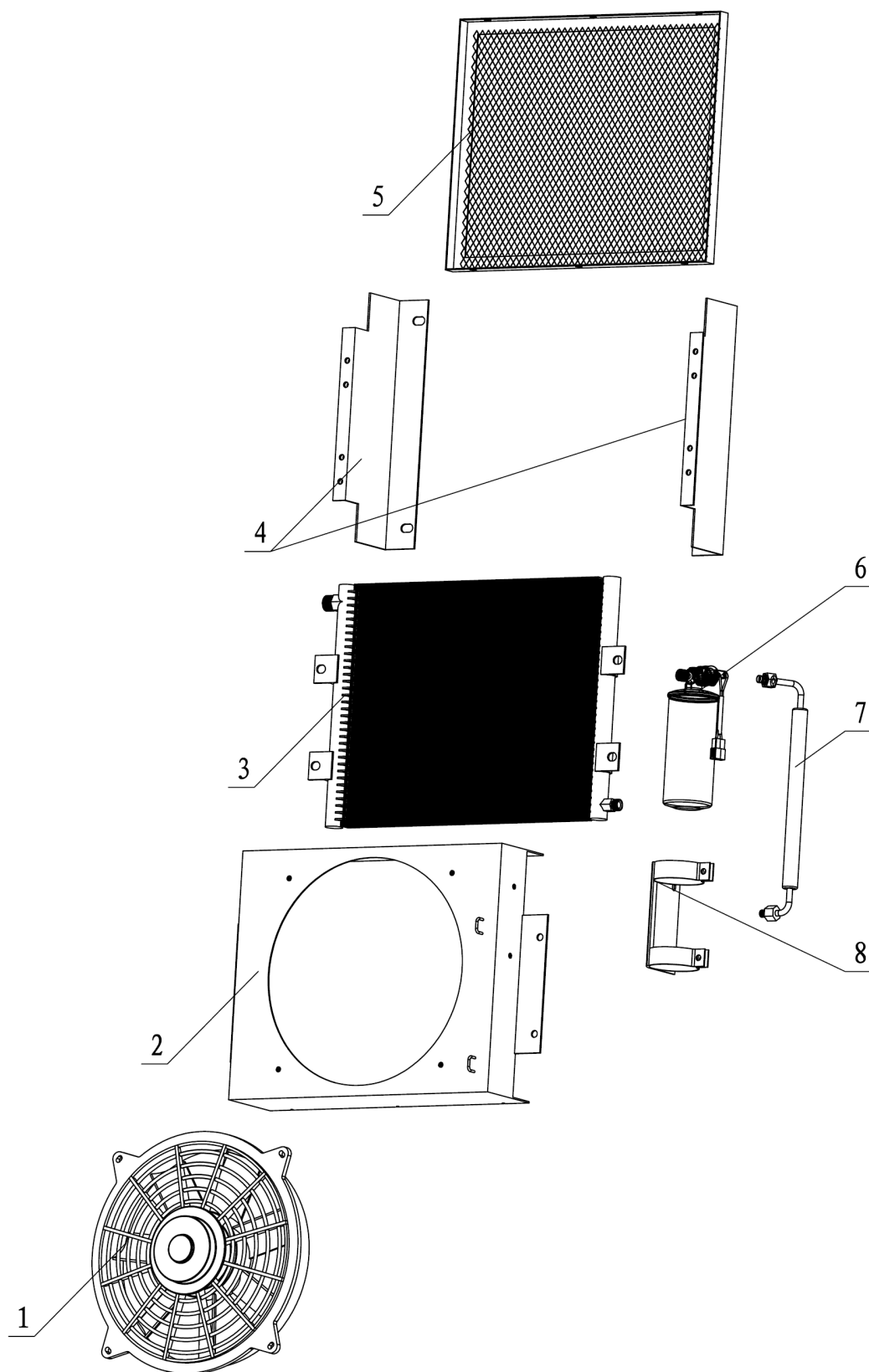
序号 NO.	部件号 PART NO.	零件名称 PART NAME	数量 QTY
(1)	T2501-16-25	喉箍16-25 Clip	8
(2)	GK56-5.0-40	连接线束 Air Conditionwiring harness	1
(3)	GB95 10	垫圈10 Washer	15
(4)	GB93 10	弹簧垫圈10 Spring washer	15
(5)	GB6170 M10	螺母M10 Nut	12
(6)	GB5783 M10×45	螺栓M10×45 Bolt	11
(7)	GB5783 M10×35	螺栓M10×35 Bolt	3
(8)	T1700C	压缩机 Compressor	1
(9)	GKZ56-5.0A	蒸发器总成 Evaporator	1
(10)	GKL56-5.0A	冷凝器总成 Condenser assembly	1
(11)	GB818 M4×12	螺钉M4×12 Screw	4
(12)	GB5783 M8×25	螺栓M8×25 Bolt	4
(13)	GB6170 M10	螺母M10 Nut	4
(14)	GB93 10	弹簧垫圈10 Spring washer	4
(15)	GB95 10	垫圈10 Washer	12
(16)	GB3618.1 65-70	双钢丝卡箍65-70 Clamp	4
(17)	GK56-5.0-60	放水阀总成 Water release valve	2
(18)	GK56-5.0A1-30	蒸发器至压缩机胶管 Hose	1
(19)	GK56-5.0F-10	压缩机至冷凝器胶管 Hose	1
(20)	GK56-5.0A1-10	储液器至蒸发器胶管 Hose	1
(21)	GK56-5.0F-20	压缩机支架总成 Compressor Support	1
(22)	17-450	皮带 Belt	1
(23)	GK56-5.0-50	控制面板组件 Air condition adjusting faceplate	1
(24)	TB4003	水阀开关 Water valve switch	2
(25)	DG956-FD	风道 Air duct	2
(26)	GB6170 M8	螺母M8 Nut	4
(27)	GB93 8	弹簧垫圈8 Spring washer	4
(28)	GB95 8	垫圈8 Washer	4

第 75 图 蒸发器总成
FIG.75 Evaporimeter System



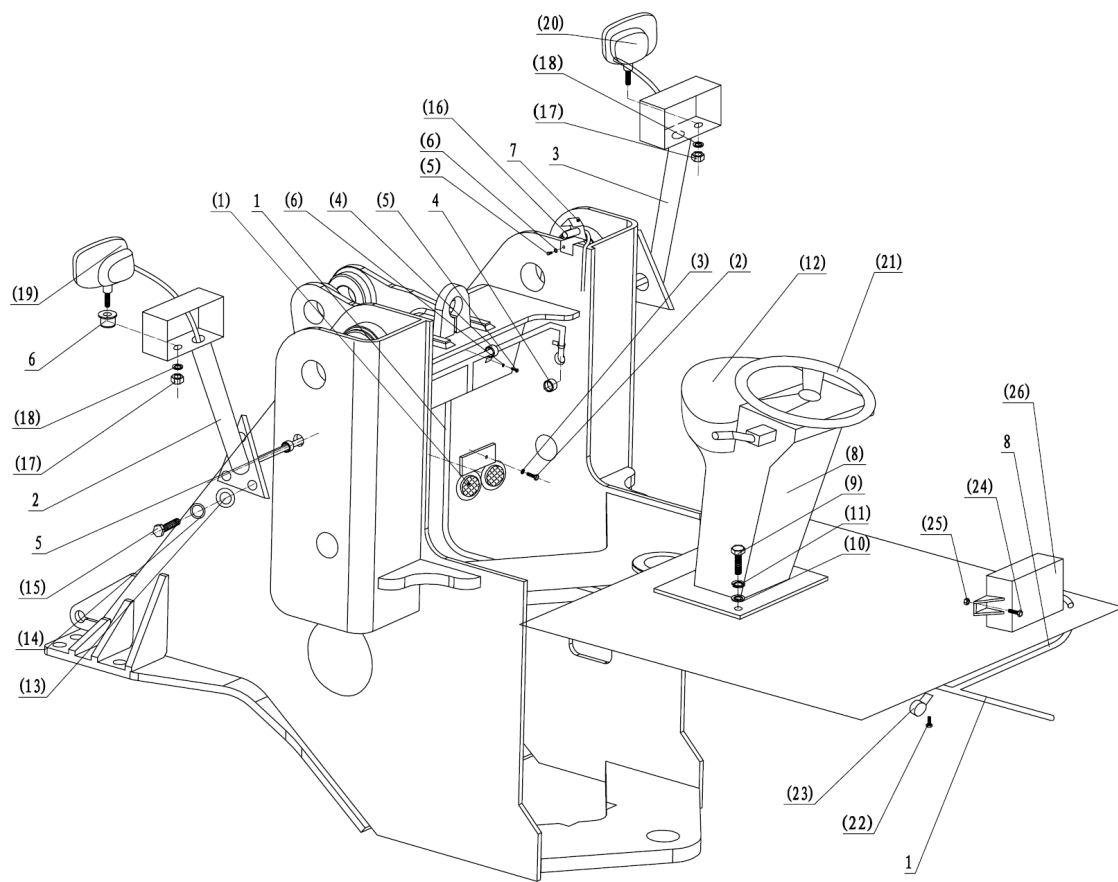
序号 NO.	部件号 PART NO.	零件名称 PART NAME	数量 QTY
0	GKZ56-5.0A	蒸发器总成 Evaporimeter assembly	1
1	GKZ33-5.0F8-03	下出风口 Air outlet	2
2	GKZ56-5.0-70	线束总成 Wire harness assembly	1
3	GKZ56-5.0-20	风机固定板 Fan fixing plate	1
4	GKZ56-5.0-80	回风滤网总成 Return air filter assembly	2
5	GKZ56-5.0A-10	下壳总成 Lower shell assembly	1
6	TB5102	蒸发风机(单轴) Evaporation fan (monopodium)	2
7	GKZ56-5.0-30	制热器 Heat exchanger	1
8	TB6502	感温探头 Sensing temperature probe	1
9	GKZ56-5.0-40	制冷器芯 Cooler core	1
10	GKZ56-5.0-60	盖板 Cover plate	1

第 76 图 冷凝器总成
FIG.76 Condenser System



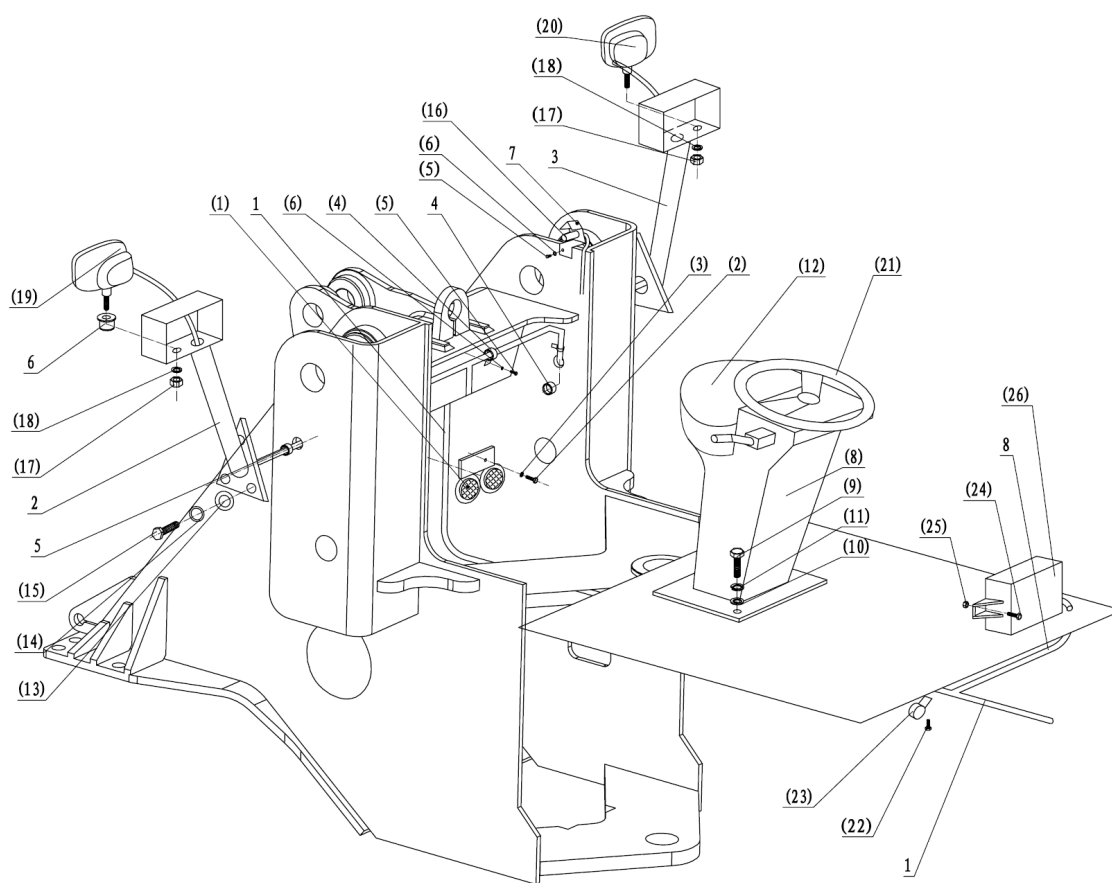
序号 NO.	部件号 PART NO.	零件名称 PART NAME	数量 QTY
0	GKL56-5.0A	冷凝器总成 Condenser assembly	1
1	GKL33-5.0G-40	冷凝风机 Condenser fan	1
2	GKL41-5.0B-10	冷凝器壳体 Condenser shell	1
3	GKL56-5.0A-10	冷凝器芯体 Condenser core	1
4	GKL56-5.0-10	冷凝器支架 Condenser bracket	2
5	GKL41-5.0B-30	冷凝器防护网 Condenser protection network	1
6	T1902-00	储液器 Reservoir	1
7	GKL56-5.0-20	冷凝器至储液器胶管 Condenser to reservoir hose	1
8	GKL56-5.0-30	储液器支架 Reservoir support	1

第 77 图 前车架线束
FIG.77 Front Frame Wiring



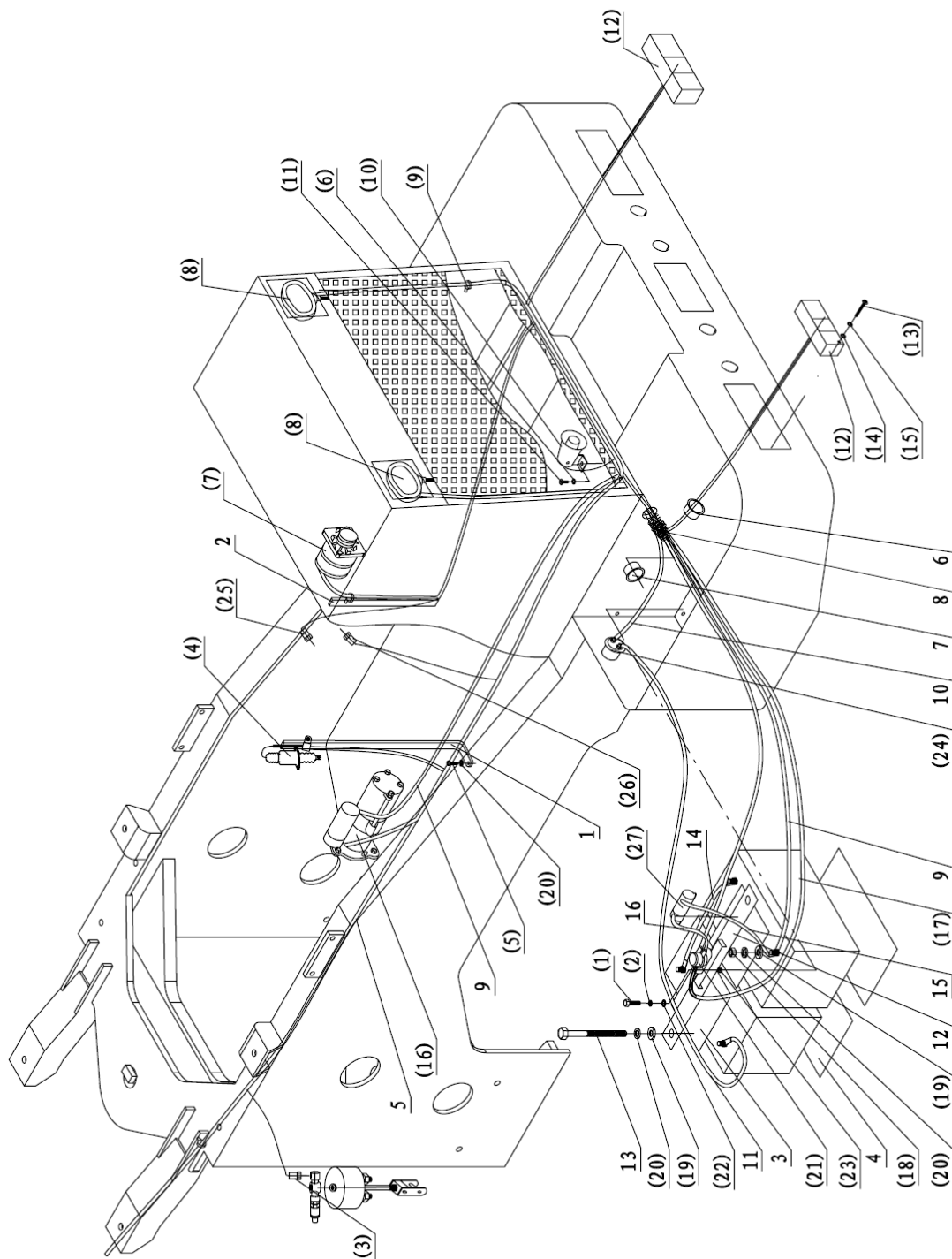
序号 NO.	部件号 PART NO.	零件名称 PART NAME	数量 QTY
1	DG956H-15200	前线束 Front Wiring line	1
2	DG956N1-15001A	左灯架 Lamp Frame(LH)	1
3	DG956N1-15002A	右灯架 Lamp Frame(RH)	1
4	ZL50G2-15013	绝缘套1 Insulating sleeve2	2
5	ZL18-15021	绝缘套2 Insulating sleeve1	2
6	ZL18-15023	绝缘套2 Insulating sleeve2	2
7	DG966-15022	护板 Protect plate	1
8	DG956W II -15400-1	过渡线 Transition wiring	1

第 77 图 前车架线束
FIG.77 Front Frame Wiring



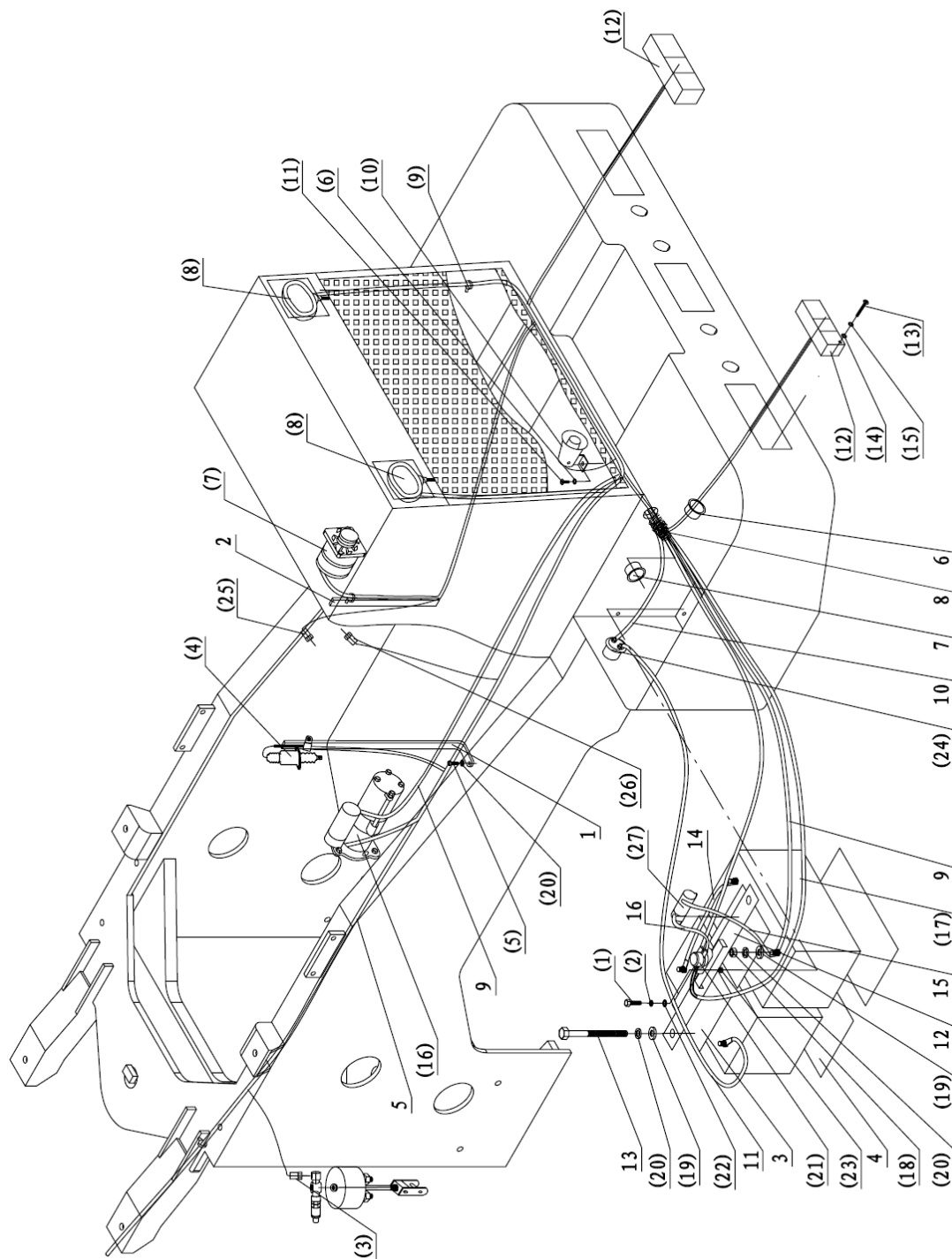
序号 NO.	部件号 PART NO.	零件名称 PART NAME	数量 QTY
(1)	D2712-12501	电喇叭 Electric horn	1
(2)	GB5783 M8×20	螺栓M8×20 Bolt	2
(3)	GB93 8	弹垫8 Spring Washer	1
(4)	D2930-01400	连胶条卡箍 Clasp	20
(5)	GB818 M6x20	螺栓M6x20 Bolt	20
(6)	GB93 6	弹垫6 Spring Washer	20
(8)	D2221-05001B	仪表台(潍柴行星箱) Instrument Assy(Weichai+planet gearbox)	1
	D2221-05002B	仪表台(上柴电控箱) Instrument Assy(Shangchai+E-gearbox)	1
	D2221-05003B	仪表台(康明斯电控箱) Instrument Assy(Cummins+E-gearbox)	1
	D2221-05004B	仪表台(上柴行星箱) Instrument Assy(Shangchai+planet gearbox)	1
	D2221-05005B	仪表台(康明斯行星箱) Instrument Assy(Cummins+planet gearbox)	1
	D2221-05006B	仪表台(潍柴电控箱) Instrument Assy(Weichai+E- gearbox)	1
(9)	GB5783 M12×30	螺栓M12×30 Bolt	4
(10)	GB95 12	垫圈12 Washer	4
(11)	GB93 12	弹垫12 Spring Washer	4
(12)	D2210-05301B	仪表盘面(潍柴) Instrument Panel(Weichai)	1
	D2210-05301B1	仪表盘面(上柴) Instrument Panel(Shangchai)	1
	D2210-05301B2	仪表盘面(康明斯) Instrument Panel(Cummins)	1
(13)	GB95 10	垫圈10 Washer	6
(14)	GB93 10	弹垫10 Spring Washer	6
(15)	GB5783 M10×25	螺栓M10×25 Bolt	6
(16)	D2580-01800	接近开关 Approaching switch	1
(17)	GB6170 M12	螺母M12 Nut	2
(18)	GB93 12	弹垫12 Spring washer	2
(19)	D2401-07001	海拉左前组合大灯 Hella Front Lamp(L)	1
	D2401-07003	左前组合大灯 Front Lamp(L)	1
(20)	D2401-07002	海拉右前组合大灯 Hella Front Lamp(R)	1
	D2401-07004	右前组合大灯 Front Lamp(R)	1
(21)	D2920-00001	方向盘 Wheel	1
(22)	GB5783 M6×16	螺钉M6×16 Screw	10
(23)	D2930-02400	连胶条卡箍 Clasp	2
(24)	GB5783 M6×30	螺钉M6×30 Screw	4
(25)	GB6170 M6	螺母M6 Nut	4
(26)	D2940-00000	电脑控制器(4WG180) Computer box(4WG180 gearbox)	1
	D2940-00002	电脑控制器(4WG200) Computer box(4WG200 gearbox)	1

第 78 图 后车架线束(潍柴)
 FIG.78 Rear Frame Wiring(Weichai)



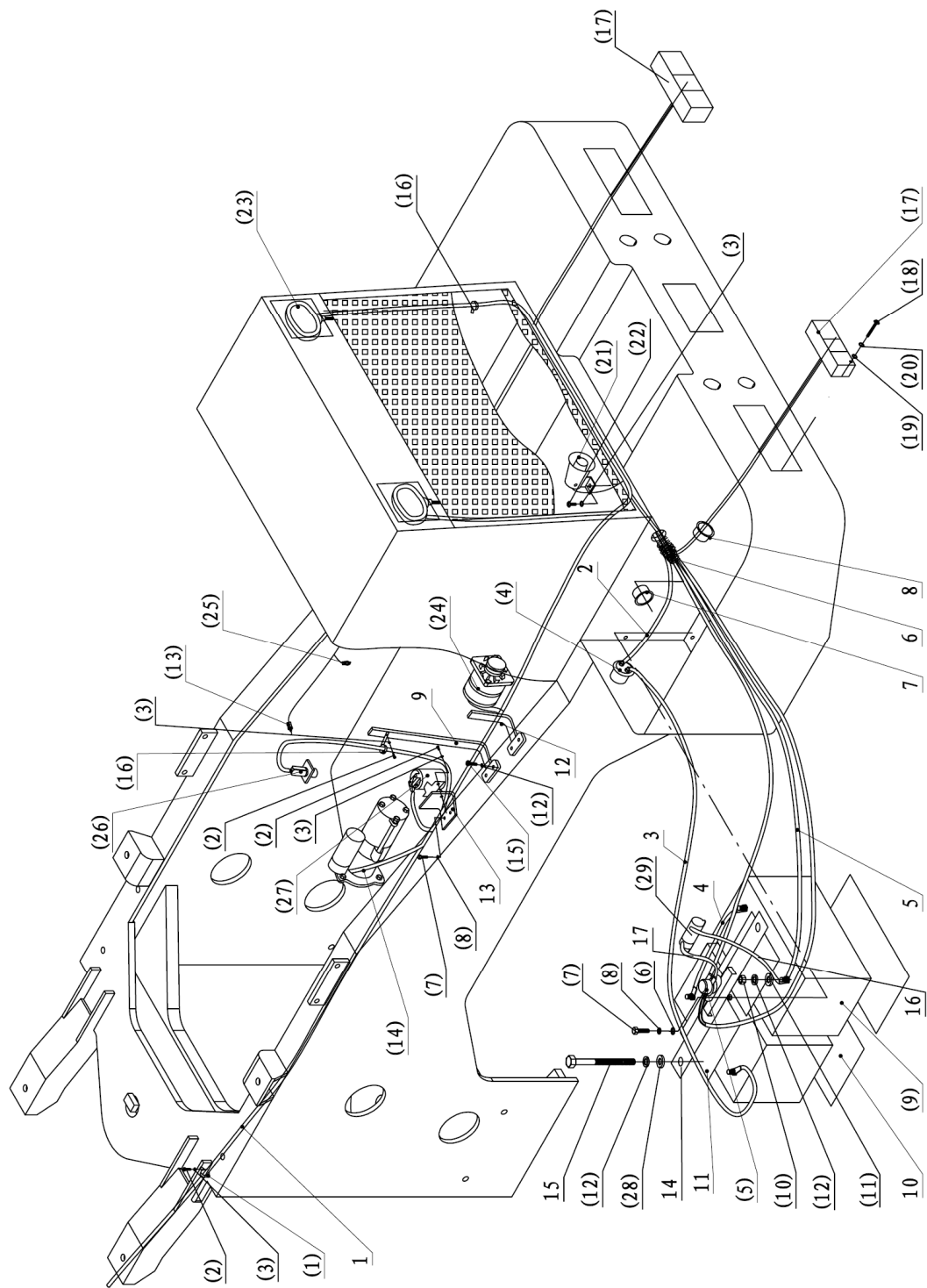
序号 NO.	部件号 PART NO.	零件名称 PART NAME	数量 QTY
1	DG956N1-15011	电磁阀支架 Magnetic valve bracket	1
2	DG956N1-15010	发电机支架 Generator bracket	1
3	ZL50G2-15027	橡胶板 100×180 Rubber board	2
4	ZL50G2-15001	橡胶板 400×180 Rubber board	2
5	DG956W I -Z15100	后线束 Rear wiring harness	1
6	DG956N1-15007	绝缘套 Insulating sleeve	2
7	ZL50G2-15024	绝缘套 Insulating sleeve	2
8	ZL50G2-15026	橡胶护套φ32×260 Protective sleeve	2
9	DG956H-15007	起动机电源线 Wire	1
10	DG956H-15010	搭铁线 Earth wire	1
11	DG956H-15009	电瓶搭铁线 Battery earth wire	1
12	DG956WIII-B15005	电瓶压板 Battery press plate	1
13	ZL50G2-10203	螺栓 Bolt	2
14	DG956H-15008	电瓶连接线 Wire	2
15	DG956H1-15002	保险至电瓶线束 Wire	1
16	DG956H1-15003	电磁开关至保险盒线 Wire	1

第 78 图 后车架线束(潍柴)
 FIG.78 Rear Frame Wiring(Weichai)



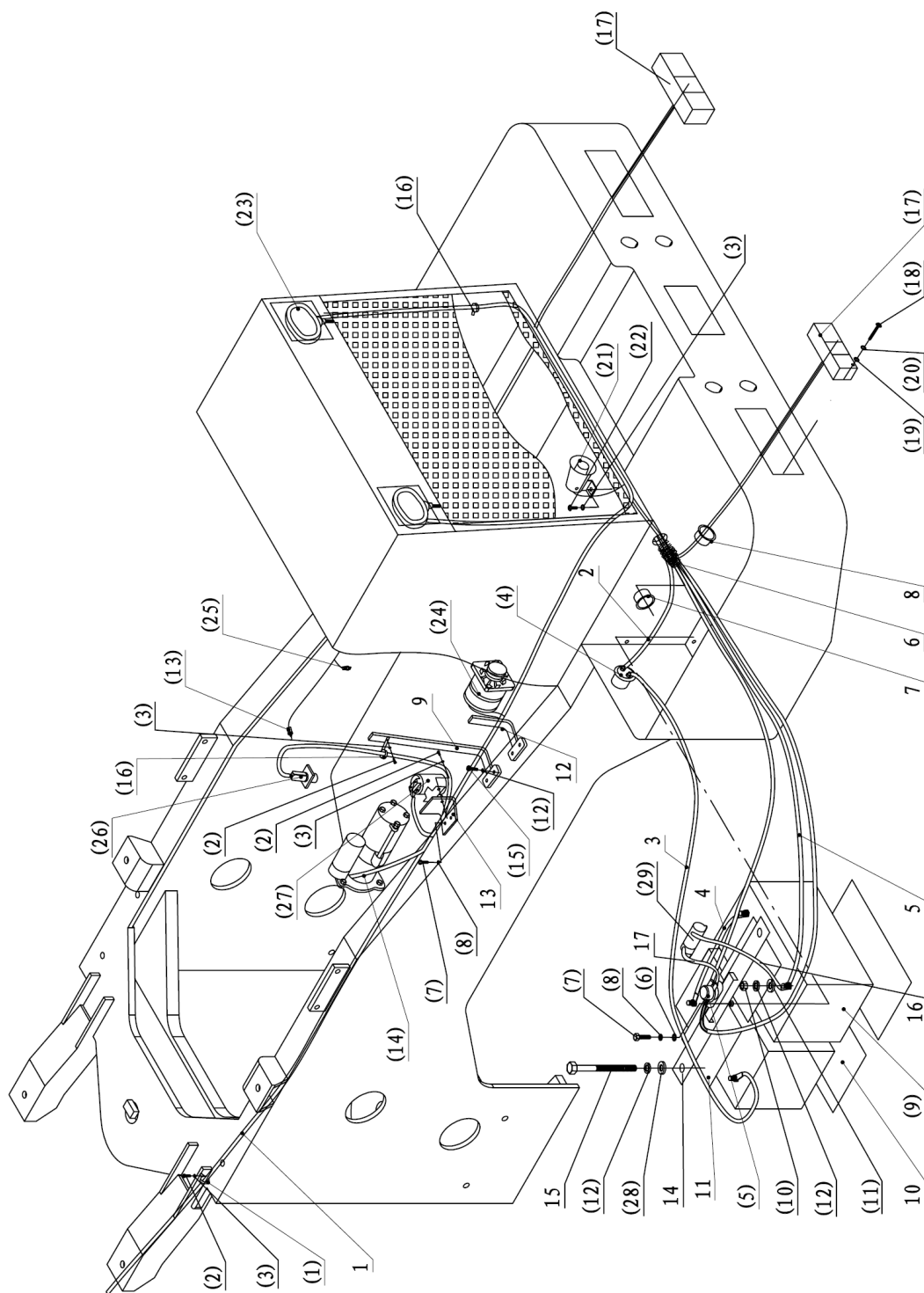
序号 NO.	部件号 PART NO.	零件名称 PART NAME	数量 QTY
(1)	GB5783 M8×20	螺栓M8×20 Bolt	1
(2)	GB93 8	弹簧垫圈8 Spring washer	3
(3)	D2571-04001	手刹报警开关 Manual brake warning switch	1
(4)	D2680-02500	熄火电磁铁 Flameout megnet	1
(5)	GB5783 M10×16	螺栓M10×16 Bolt	5
(6)	GB93 6	弹簧垫圈6 Spring washer	2
(7)	D2031-06300	发电机总成 Generator assembly	1
(8)	D2481-07500	后工作灯 Rear working lamp	2
(9)	D2900-15000	扎带ZD150×8 Clip	8
(10)	D2730-08501A	倒车报警器 Back up buzzer	1
(11)	GB818 M6×12	半圆头螺钉M6×12 Screw	1
(12)	D2443-03701A	三字后灯 Sanyu rear lamp	2
(13)	GB818 M5×30	半圆头螺钉M5×30 Screw	8
(14)	GB95 5	垫圈5 Washer	8
(15)	GB93 5	弹簧垫圈5 Spring washer	8
(16)	D2051-00800	起动机总成 Starter assembly	1
(17)	D2011-12000	蓄电池总成 Battery assembly	2
(18)	GB6170 M10	螺母M10 Nut	4
(19)	GB95 10	垫圈10 Washer	6
(20)	GB93 10	弹簧垫圈10 Spring washer	6
(21)	D2601-20000	电源总开关 Power switch	1
(22)	GB95 8	垫圈8 Washer	2
(23)	GB6170 M8	螺母M8 Nut	2
(24)	D2551-20010	手动电源开关 Mannual power switch	1
(25)	D2300-00000	机油压力传感器 Engine Oil Pressure sensor	1
(26)	D2311-00000	水温传感器 Water temperature sensor	1
(27)	D2772-10001	保险盒 Insurance box	1

第 79 图 后车架线束(上柴)
 FIG.79 Rear Frame Wiring(Shangchai)



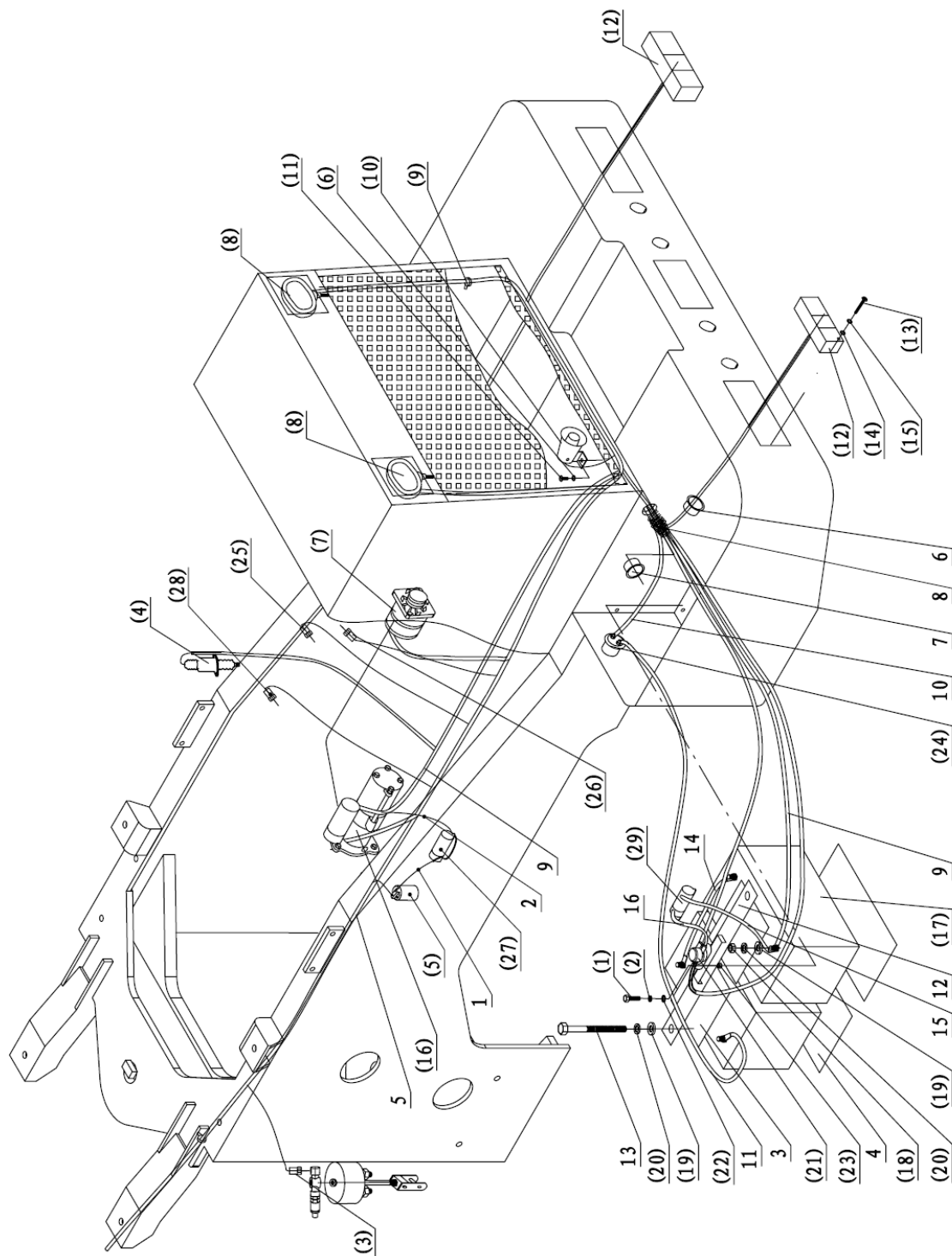
序号 NO.	部件号 PART NO.	零件名称 PART NAME		数量 QTY
1	DG956W II -Z15100	后线束	Rear wiring harness	1
2	DG956H-15010	搭铁线	Earth wire	1
3	DG956H-15009	电瓶搭铁线	Battery earth wire	1
4	DG956H-15008	电瓶连接线	Wire	2
5	DG956H-15007	起动机电源线	Wire	1
6	ZL50G2-15026	橡胶护套 $\phi 40 \times 260$	Protective sleeve	2
7	ZL50G2-15024	绝缘套	Insulating sleeve	2
8	DG956N1-15007	绝缘套	Insulating sleeve	2
9	DG956N1-E15002	电磁阀支架	Solenoid valve bracket	1
10	ZL50G2-15001	橡胶板 400 \times 180	Rubber board	2
11	ZL50G2-15027	橡胶板 100 \times 180	Rubber board	1
12	DG956N1-E15001	发电机支架	Generator bracket	1
13	ZL50G2-15023	安装板	Fixed plate	1
14	DG956WIII-B15005	电瓶压板	Battery press plate	1
15	ZL50G2-10203B	螺栓	Bolt	2
16	DG956H1-15002	保险盒至电瓶线	Wire	1
17	DG956H1-15003	保险盒至电磁开关线	Wire	1

第 79 图 后车架线束(上柴)
 FIG.79 Rear Frame Wiring(Shangchai)



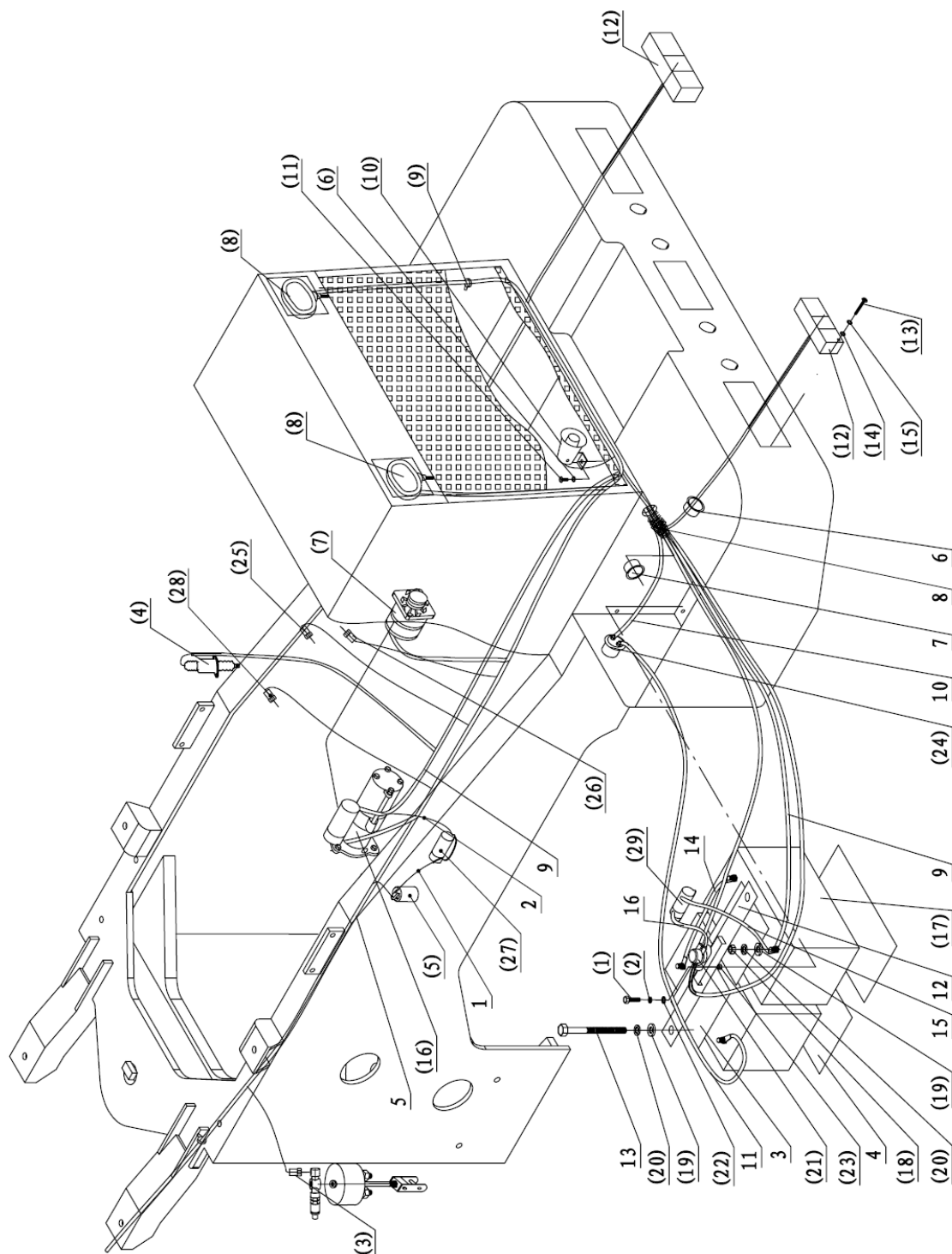
序号 NO.	部件号 PART NO.	零件名称 PART NAME	数量 QTY
(1)	D2930-03200	连胶条卡箍 Clamp	5
(2)	GB818 M6×20	螺栓M6×20 Bolt	5
(3)	GB93 6	弹簧垫圈6 Spring washer	5
(4)	D2551-20010	手动电源开关 Manual power switch	1
(5)	D2601-20000	电源总开关 Power switch	1
(6)	GB95 8	垫圈8 Washer	2
(7)	GB5783 M8×20	螺栓M8×20 Bolt	4
(8)	GB93 8	弹簧垫圈8 Spring washer	4
(9)	D2011-12000	蓄电池总成 Battery assembly	2
(10)	GB6170 M10	螺母M10 Nut	4
(11)	GB95 10	垫圈10 Washer	4
(12)	GB93 10	弹簧垫圈10 Spring washer	12
(13)	D2300-00003	机油压力传感器 Pressure sensor	1
(14)	D2051-00700	起动机总成 Starter assembly	1
(15)	GB5783 M10×20	螺栓M10×20 Bolt	2
(16)	D2930-00800	连胶条卡箍 Clamp	13
(17)	D2443-03701A	三字后灯 Sanyu rear lamp	2
(18)	GB818 M5×30	半圆头螺钉M5×30 Screw	8
(19)	GB95 5	垫圈5 Washer	8
(20)	GB93 5	弹簧垫圈5 Spring washer	8
(21)	D2730-08501A	倒车报警器 Back up buzzer	1
(22)	GB818 M6×12	半圆头螺钉M6×12 Screw	2
(23)	D2481-07500	后工作灯 Rear working lamp	2
(24)	D2031-06301	发电机总成 Generator assembly	1
(25)	D2311-00000	水温传感器 Water temperature sensor	1
(26)	D2680-02400	熄火电磁铁 Flameout magnet	1
(27)	D2610-10001	启动继电器 Start relay	1
(28)	D2772-10001	保险盒 Insurance box	1

第 80 图 后车架线束(康明斯)
 FIG.80 Rear Frame Wiring(Cummins)



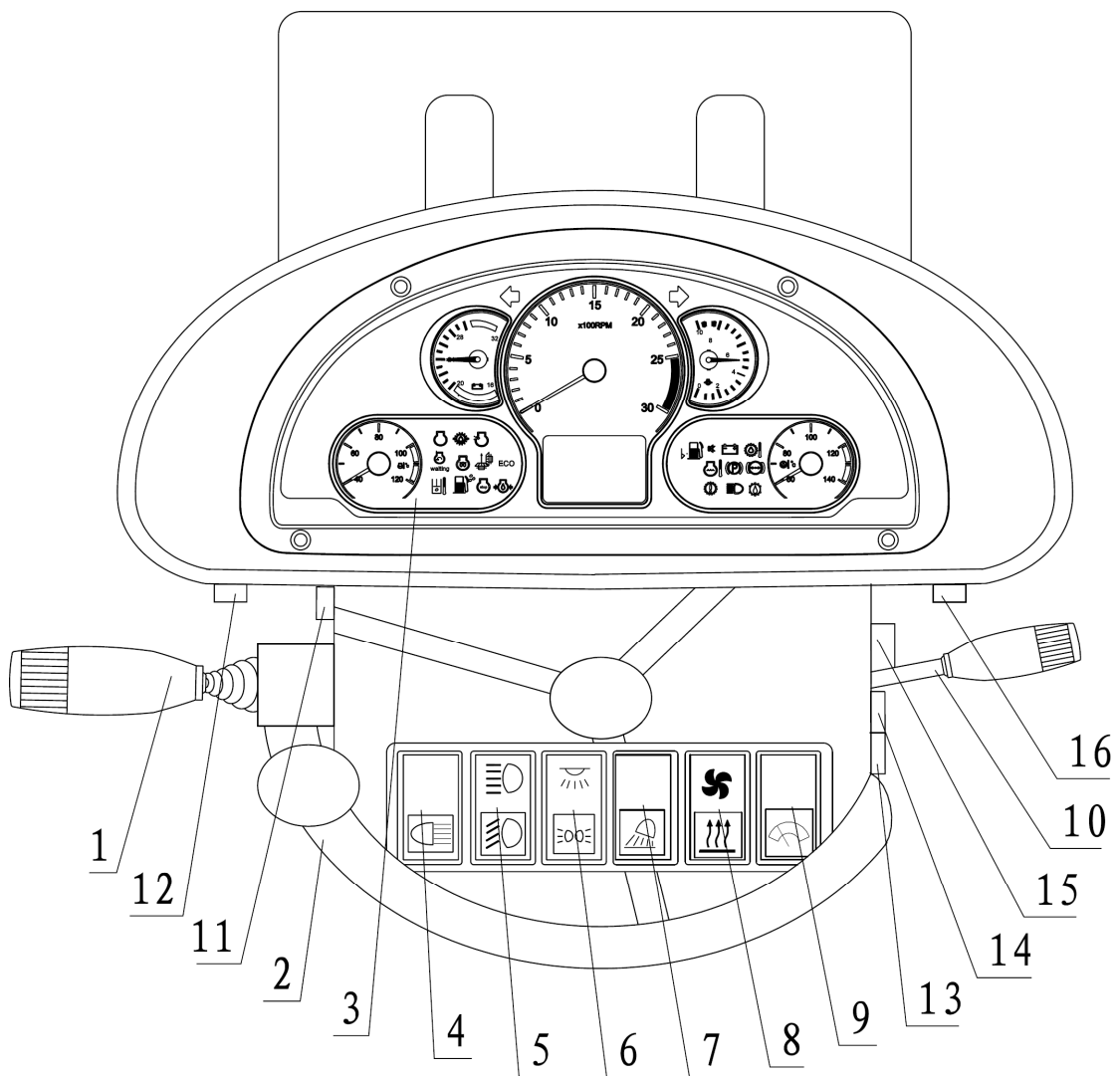
序号 NO.	部件号 PART NO.	零件名称 PART NAME		数量 QTY
1	DG956WIV-15021	预热线束2	Reheat wire	1
2	DG956WIV-15020	预热线束2	Reheat wire	1
3	ZL50G2-15027	橡胶板 100×180	Rubber board	2
4	ZL50G2-15001	橡胶板 400×180	Rubber board	2
5	DG956WV-Z15100	后线束	Rear wiring harness	1
6	DG956N1-15007	绝缘套	Insulating sleeve	2
7	ZL50G2-15024	绝缘套	Insulating sleeve	2
8	ZL50G2-15026	橡胶护套φ32×260	Protective sleeve	2
9	DG956H-15007	起动机电源线	Wire	1
10	DG956H-15010	搭铁线	Earth wire	1
11	DG956H-15009	电瓶搭铁线	Battery earth wire	1
12	DG956WIII-B15005	电瓶压板	Battery press plate	1
13	ZL50G2-10203	螺栓	Bolt	2
14	DG956H-15008	电瓶连接线	Wire	2
15	DG956H1-15002	保险盒至电瓶线	Wire	1
16	DG956H1-15003	保险盒至电磁开关线	Wire	1

第 80 图 后车架线束(康明斯)
 FIG.80 Rear Frame Wiring(Cummins)



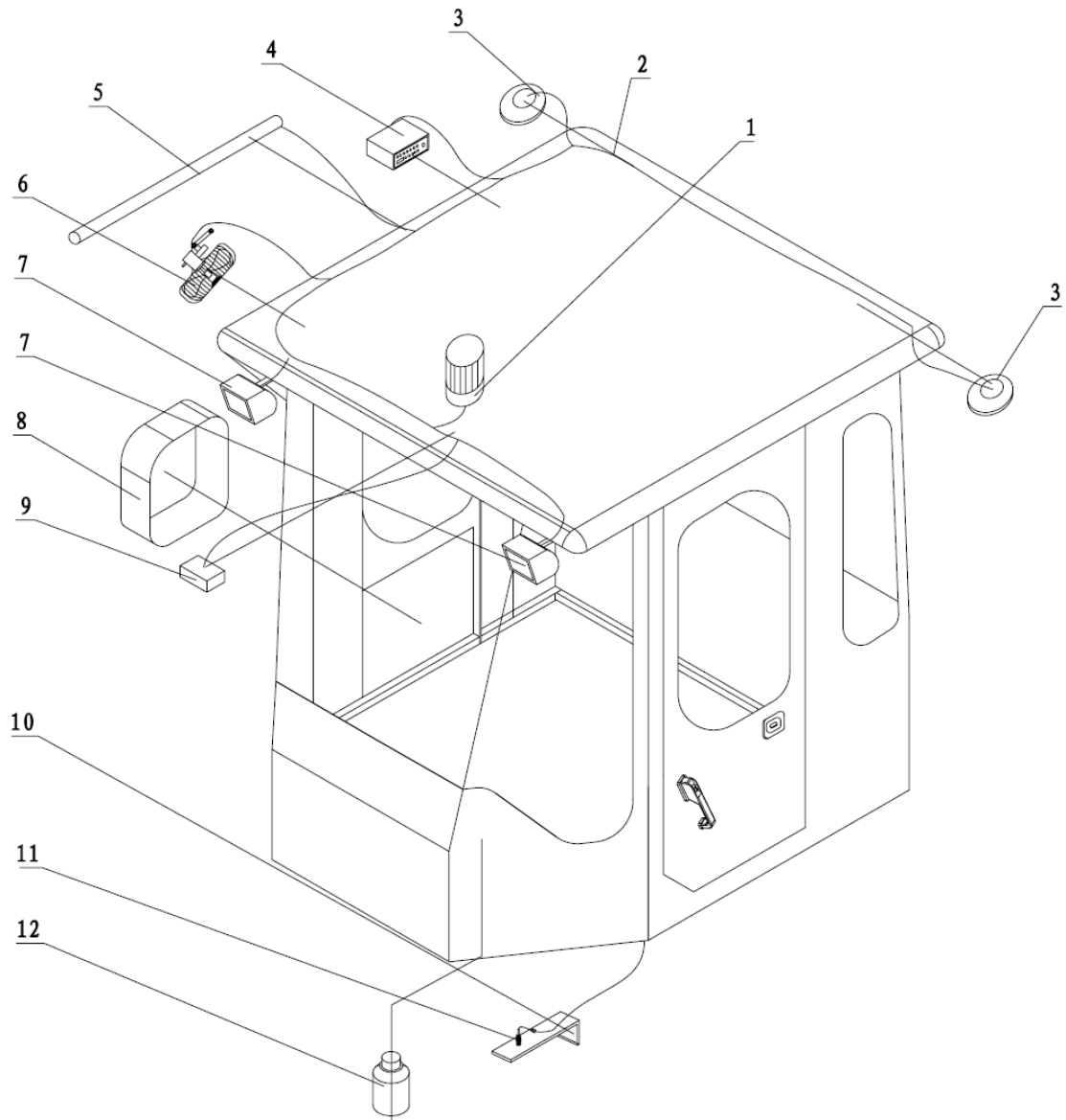
序号 NO.	部件号 PART NO.	零件名称 PART NAME	数量 QTY
(1)	GB5783 M8×20	螺栓M8×20 Bolt	1
(2)	GB93 8	弹簧垫圈8 Spring washer	3
(3)	D2571-04001	手刹报警开关 Manual brake warning switch	1
(4)	D2680-08001	熄火电磁铁 Flameout megnet	1
(5)	D2610-10000	继电器 Relay	2
(6)	GB93 6	弹簧垫圈6 Spring washer	2
(7)	D2031-07000	发电机总成 Generator assembly	1
(8)	D2481-07500	后工作灯 Rear working lamp	2
(9)	D2900-15000	扎带ZD150×8 Clip	8
(10)	D2730-08501A	倒车报警器 Back up buzzer	1
(11)	GB818 M6×12	半圆头螺钉M6×12 Screw	1
(12)	D2443-03701A	三字后灯 Sanyu rear lamp	2
(13)	GB818 M5×30	半圆头螺钉M5×30 Screw	8
(14)	GB95 5	垫圈5 Washer	8
(15)	GB93 5	弹簧垫圈5 Spring washer	8
(16)	D2051-00801	起动机总成 Starter assembly	1
(17)	D2011-12000	蓄电池总成 Battery assembly	2
(18)	GB6170 M10	螺母M10 Nut	4
(19)	GB95 10	垫圈10 Washer	6
(20)	GB93 10	弹簧垫圈10 Spring washer	6
(21)	D2601-20000	电源总开关 Power switch	1
(22)	GB95 8	垫圈8 Washer	2
(23)	GB6170 M8	螺母M8 Nut	2
(24)	D2551-20010	手动电源开关 Mannual power switch	1
(25)	D2300-00001	机油压力传感器 Engine Oil Pressure sensor	1
(26)	D2311-00001	水温传感器 Water temperature sensor	1
(27)	D2772-15000	吉门150保险 Secure line	1
(28)	D2350-00001	转速传感器 Rotate speed sensor	1
(29)	D2772-10001	保险盒 Insurance box	1

第 81 图 仪表台
FIG.81 Instrument Desk



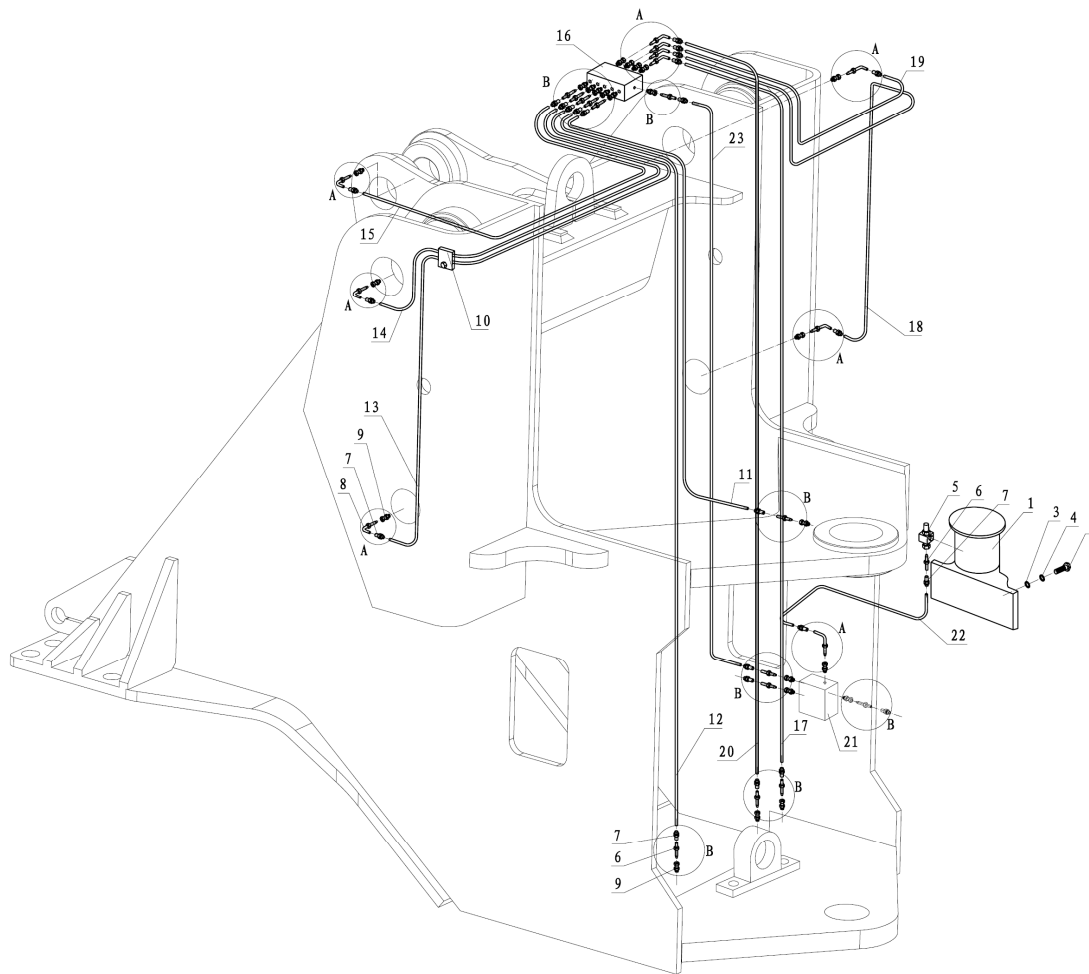
序号 NO.	部件号 PART NO.	零件名称 PART NAME	数量 QTY
1	D2950-00000	电控手柄(180变速箱) Electric control handle(180 gearbox)	1
	D2950-00002	电控手柄(200变速箱) Electric control handle(200 gearbox)	1
	D2910-26000	操纵软轴(行星变速箱) Control flexible shaft(Planet gearbox)	1
2	D2920-00001	方向盘 Wheel	1
3	D2210-05301B	仪表盘(潍柴) Instrument panel(Weichai)	1
	D2210-05301B1	仪表盘(上柴) Instrument panel(Shangchai)	1
	D2210-05301B2	仪表盘(康明斯) Instrument panel(Cummins)	1
4	D2545-00201	后灯开关 Rear lamp switch	1
5	D2544-14801	前灯远近光开关 Far and near beam for front lamp	1
6	D2511-08700	小灯/顶灯开关 Small lamp and top lamp switch	1
7	D2542-00202	工作灯开关 Working lamp switch	1
8	D2541-14801	风扇/暖风开关 Fan and warm braw switch	1
9	D2540-04701	雨刷开关 Wiper switch	1
10	D2560-00001	组合开关 Combined switch	1
11	D2780-00001	备用电源 Backup power	1
12	D2543-15702	危急灯开关 Emergency lamp switch	1
13	D2542-21300	警灯/倒报开关 Warning lamp/back off warner switch	1
14	D2541-05700	喷水壶/故障请求开关 Water spray/bug switch	1
15	D2763-02003	保险盒 Insurance box	1
16	D2500-41201	启动开关 Start switch	1

第 82 图 驾驶室线束
FIG.82 Driver Cab Wiring



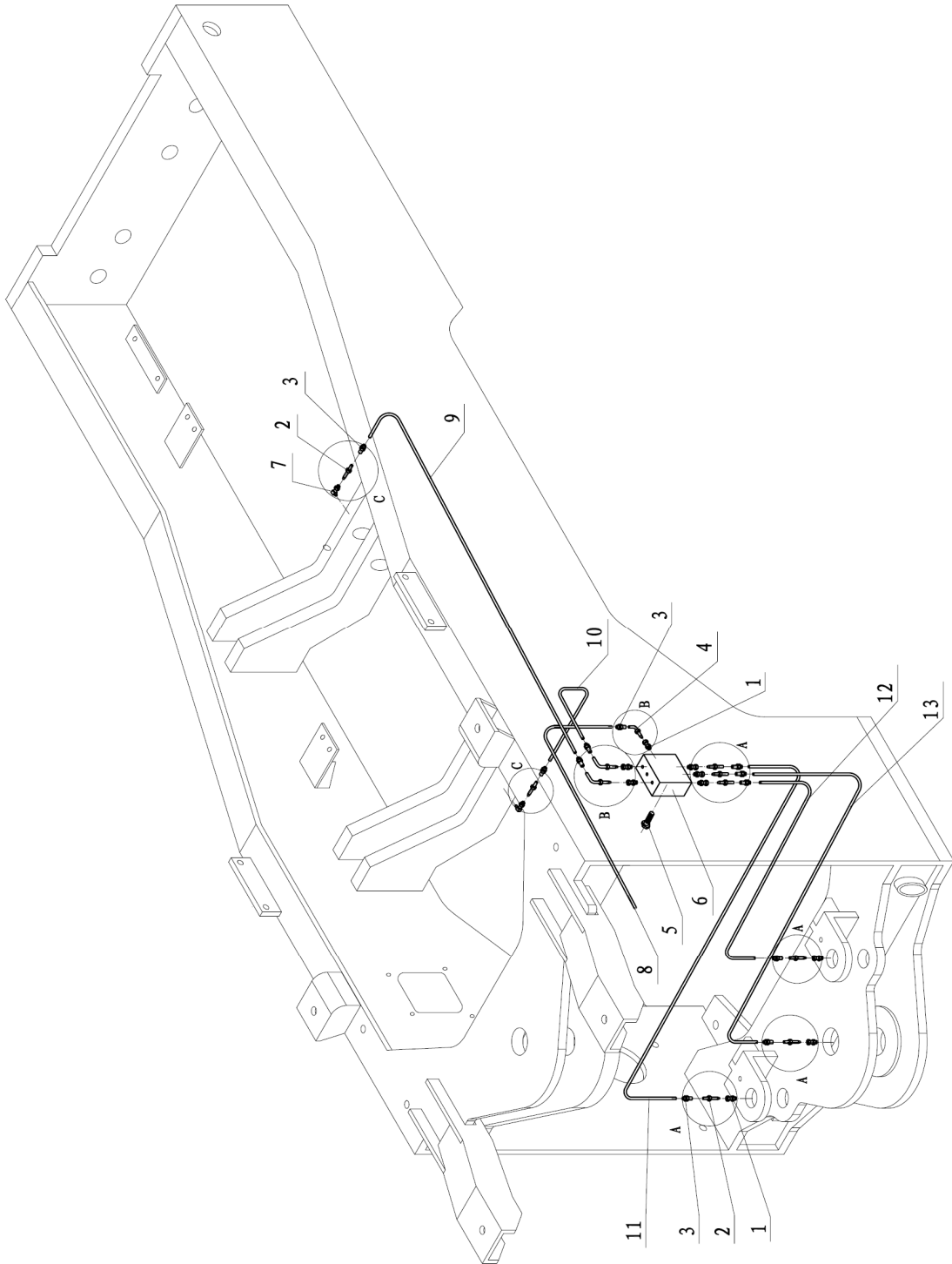
序号 NO.	部件号 PART NO.	零件名称 PART NAME	数量 QTY
1	D2490-02100A	LED 爆闪警示灯 Alert lamp	1
2	DG953-D15013-3	驾驶室线束 Driver cab wiring	1
3	D2821-04000	扬声器 Loudspeaker	2
4	D2820-02500A	收录机 Radio-recorder	1
5	D2822-00000	收录机天线 Radio-recorder antenna	1
6	D2830-00600A	直柄风扇 Fan	1
7	D2470-07001	工作灯 Working lamp	2
8	DG953-15013-4A	驾驶室外护罩 Driver cab outside cover	1
9	D2430-00501A	顶灯 Top lamp	1
10	DG956N1-15005	安装板 Fixed plate	1
11	D2580-01000	接近开关 Approaching switch	1
12	D2810-00000A	喷水壶 Water spray can	1

第 83 图 前车架润滑油管(选装)
 FIG.83 Front Frame Lube Piping(Optional)



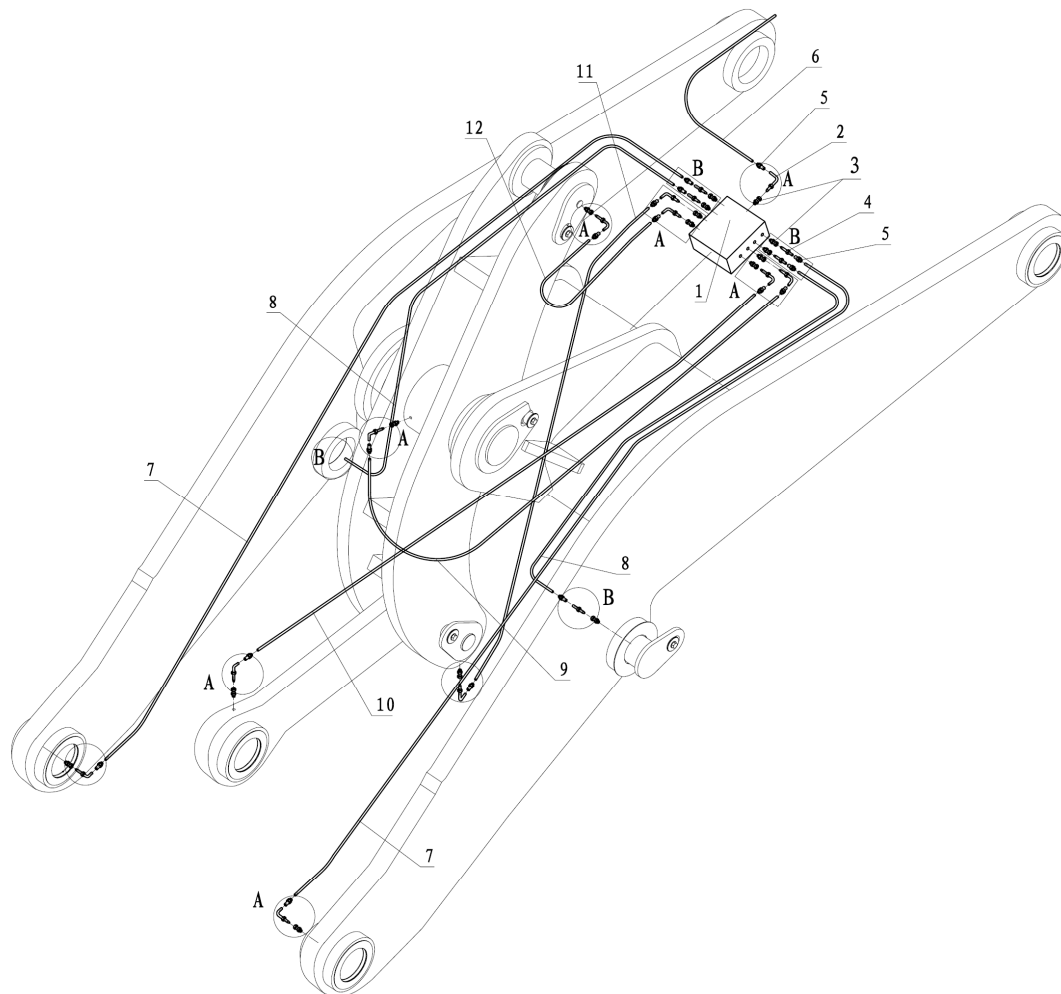
序号 NO.	部件号 PART NO.	零件名称 PART NAME	数量 QTY
1	KFGS1.U1	泵 Pump	1
2	GB5783 M8×30	螺栓 M8×30 Bolt	3
3	GB95 8	垫圈 8 Washer	3
4	GB93 8	垫圈 8 Washer	3
5	161 210 012	安全阀 Security valve	1
6	853 380 002	直涨芯 Straight core joint	14
7	853 540 010	外套 Outside joint	25
8	853 380 003	弯涨芯 Bend core joint	10
9	406 423	M10×1 直接头 Joint	25
10	226-12557-7	管卡 Pipe clip	15
11	982 750 091AF2 L=1800	至车架上铰接轴胶管 Lube pipe	1
12	982 750 091AF2 L=1800	至左转向缸与前车架连接胶管 Lube pipe	1
13	982 750 091AF2 L=1800	至左举升缸与前车架连接套胶管 Lube pipe	1
14	982 750 091AF2 L=1300	至动臂左侧与前车架连接胶管 Lube pipe	1
15	982 750 091AF2 L=950	至翻斗缸与前车架连接轴胶管 Lube pipe	1
16	VPBM-4(9 个点)	二级分配器 Second level allocation device	1
17	982 750 091AF2 L=1450	至右转向缸与前车架连接胶管 Lube pipe	1
18	982 750 091AF2 L=1400	至右举升缸至前车架连接胶管 Lube pipe	1
19	982 750 091AF2 L=800	至右动臂与前车架连接胶管 Lube pipe	1
20	982 750 091AF2 L=1450	至中间轴承座胶管 Lube pipe	1
21	VPBM-3	主分配器 Main allocation device	1
22	982 750 091AF2 L=450	泵到主分配阀胶管 Lube pipe	1
23	982 750 091AF2 L=1250	至前车架二级分配阀胶管 Lube pipe	1

第 84 图 后车架润滑油管(选装)
 FIG.84 Rear Frame Lube Piping(Optional)



序号 NO.	部件号 PART NO.	零件名称 PART NAME		数量 QTY
1	406 423	M10×1直接头	Joint	25
2	853 380 002	直涨芯	Straight core joint	8
3	853 540 010	外套	Outside joint	11
4	853 380 003	弯涨芯	Bend core joint	3
5	GB70 M6×40	螺栓M6×40	Bolt	2
6	VPBM-3(5个点)	二级分配器	Second level allocation device	1
7	406 25	M10×1弯接头	Joint	2
8	982 750 091AF2 L=1100	至后车架二级分配阀胶管	Lube pipe	1
9	982 750 091AF2 L=2200	至后车架后端胶管	Lube pipe	1
10	982 750 091AF2 L=1000	至后车架前端胶管	Lube pipe	1
11	982 750 091AF2 L=1150	至右转向缸与后车架连接轴胶管	Lube pipe	1
12	982 750 091AF2 L=420	至左转向缸与后车架连接轴胶管	Lube pipe	1
13	982 750 091AF2 L=720	至车架下铰接轴胶管	Lube pipe	1

第 85 图 工作装置润滑油管(选装)
 FIG.85 Working Device Lube Piping(Optional)



序号 NO.	部件号 PART NO.	零件名称 PART NAME	数量 QTY
1	VPBM-4(8个点)	二级分配器 Second level allocation device	1
2	853 380 003	弯涨芯 Bend core joint	11
3	406 423	M10×1直接头 Joint	17
4	853 380 002	直涨芯 Straight core joint	6
5	853 540 010	外套 Outside joint	17
6	982 750 091AF2 L=3100	至方向二级分配阀胶管 Lube pipe	1
7	982 750 091AF2 L=2300	至左动臂与铲斗连接轴胶管 Lube pipe	1
8	982 750 091AF2 L=800	至左动臂与举升缸润滑胶管 Lube pipe	1
9	982 750 091AF2 L=1100	至摇臂中间套胶管 Lube pipe	1
10	982 750 091AF2 L=1950	至连杆与铲斗连接轴胶管 Lube pipe	1
11	982 750 091AF2 L=1300	至摇臂与连杆连接轴胶管 Lube pipe	1
12	982 750 091AF2 L=1400	至摇臂与翻斗缸连接轴胶管 Lube pipe	1



SHANTUI

山推工程机械股份有限公司

SHANTUI CONSTRUCTION MACHINERY CO.,LTD.

地址：山东省济宁市327国道58号（山推国际产业园）

全国统一服务热线：400-6663666

邮编：272073

网址：www.shantui.com

2018年2月